

Project
 Monterrey Mexican Rest.-
 Monroe, NC

From
 TriMark Century Concepts
 Lee Comeau
 6684 Jimmy Carter Blvd
 Suite 200
 Peachtree Corners GA 30071-
 1719
 (770) 995-7344

Item 1 - NACHO CHIP WARMER (1 REQ'D)

Texican Specialty Products Model TCD-1

"El Primo" Tostada Dispenser, countertop, 44 gallon chip capacity, top load, convection-style thermostatic temperature control, double pan lower access door opens to form shelf, front door assembly opens for cleaning, removable perforated bottom panel, stainless steel construction, 4" adjustable metal legs



- 1 ea 20% charge for returned merchandise
- 1 ea 1 year parts, 90 days labor warranty, standard
- 1 ea 120v/60/1-ph, 13.6amps, 8' cord & plug
- 1 ea Portable Stand, 29" x 19" x 32", stainless steel adjustable shelf, stainless steel legs, heavy duty galvanized metal upper frame to mount model TCD-1, 4 casters, 2 with brakes, shipped unassembled
- 1 ea "Chip-pala" Tortilla Chip Scoop, 9"W x 5"D x 3"H, stainless steel
- 1 ea Loading Doors, pair, 1/4" thick, solid anodized aluminum (price is valid only when ordered originally - not for replacement)

ELECTRICAL

	VOLTS	CYCLE	PHASE	CONN	AFF	NEMA	AMPS	KW	HP	MCA	MOCP
1	120	60	1	Cord & Plug			13.6	1.632			

Item 2 - REACH-IN UNDERCOUNTER REFRIGERATOR, 1 SECTION (2 REQ'D)

True Food Service Equipment Model TUC-27

Undercounter Refrigerator, 33-38° F, (2) shelves, stainless steel top & sides, white aluminum interior with stainless steel floor, (1) stainless steel door, 5" castors, front breathing, 1/6 HP, 115v/60/1, 3.9 amps, 7' cord, NEMA 5-15P, cUL, UL-Energy, NSF, CE, ENERGY STAR®, MADE IN USA



- 2 ea Self-contained refrigeration standard
- 2 ea Warranty - 5 year compressor (self-contained only), please visit www.Truemfg.com for specifics
- 2 ea Warranty - 3 year parts and labor, please visit www.Truemfg.com for specifics
- 2 ea Alternative hinging available, please contact factory
- 2 ea 5" Castors, standard

Specifications

7/28/2014

ELECTRICAL

	VOLTS	CYCLE	PHASE	CONN	AFF	NEMA	AMPS	KW	HP	MCA	MOCP
1	115	60	1	Cord & Plug		5-15P	3.9		1/6		15.0

Item 3 - DROP-IN SINK (1 REQ'D)

Klinger's Trading Model SPDIS-1014

Sink, drop-in, 10" wide x 14" front-to-back x 10" deep bowl, with splash guard, 18 gauge stainless steel, includes faucet & 3-1/2" drain basket, NSF2

Item 4 - DROP-IN COKE HEAD (1 REQ'D)

By Others Model DI-COKE HEAD

Drop-In Coke Head (BY VENDOR)

Item 5 - WAITRESS COUNTER (1 REQ'D)

Cline's Welding Model 15FT WC

15' x 30" Waitress Counter, to accomodate Drop-In Hand Sink, Drop-In Water Station/Ice Bin, Drop-In Coke Head, UnderCounter Refrigerator.

Item 6 - COFFEE/TEA BREWER (1 REQ'D)

By Others Model COFFEE/TEA

Counter Top Coffee/Tea Brewer (BY VENDOR)

Item 7 - ICE & WATER DISPENSER (1 REQ'D)

Delfield Model 204

Ice & Water Unit, Drop-In, single service, glass filler, insulated ice chest, 45 pound ice storage capacity, chrome plated wire strainer, lift-off cover with handle, stainless steel top, galvanized steel exterior tank, NSF



WATER

	HOT SIZE	HOT AFF	HOT GPH	COLD SIZE	COLD AFF	FILTERED SIZE	FILTERED AFF	CONDENSER INLET SIZE	CONDENSER OUTLET SIZE
1									
2				1/2					

WASTE

	INDIRECT SIZE	DIRECT SIZE
1	1/2"	
2	1"	

Item 8 - HOT FOOD SERVING COUNTER (1 REQ'D)

Specifications

7/28/2014

Supreme Metal Model WB-5G-NAT

Triumph Water Bath Hot Food Table, Natural Gas, 77.750" long, (5) 12" x 20" die stamped openings, single (3) setting knob control, pilot indicator opening, stainless steel top with poly cutting board, stainless steel open base with undershelf, 25,000 BTU



1 ea Safety pilot add prefix "-SP" to model no.

GAS

	SIZE	MBTU	KW
1	1/2"	25.0	

STEAM

	INLET SIZE	RETURN SIZE	LB/HR	PSIG (min)	PSIG (max)
1					

WATER

	HOT SIZE	HOT AFF	HOT GPH	COLD SIZE	COLD AFF	FILTERED SIZE	FILTERED AFF	CONDENSER INLET SIZE	CONDENSER OUTLET SIZE
1									

WASTE

	INDIRECT SIZE	DIRECT SIZE
1	1"	

Item 8.1 - STEAM TABLE MODIFICATION (1 REQ'D)

Cline's Welding Model MODIFICATION

Addition to steamtable of Stainless Plate Shelf w/ Cutting Board, Stainless Legs, Undershelf w/ Cross Bracing to accomodate Plate Storage.

Item 9 - TACO STATION TABLE (1 REQ'D)

Cline's Welding Model 2434TS

24" x 34" Stainless Table, (Taco Station)

Item 10 - BAIN MARIE (1 REQ'D)

Winco Model FW-S500

Food Warmer, 20" x 12" opening, energy efficient, electric, 120v/60/1-ph, 1200W



ELECTRICAL

	VOLTS	CYCLE	PHASE	CONN	AFF	NEMA	AMPS	KW	HP	MCA	MOCP
1	120	60	1					1.2			

Item 11 - REFRIGERATED SANDWICH UNIT (2 REQ'D)

True Food Service Equipment Model TSSU-48-18M-B

Specifications

7/28/2014

Mega Top Sandwich/Salad Unit, (18) 1/6 size (4"D) poly pans, stainless steel insulated cover, 8-7/8"D cutting board, stainless steel top, front, sides, aluminum back, (2) full doors, (4) PVC coated wire shelves, white aluminum interior with stainless steel floor, 5" castors, 1/3 HP, 115v/60/1, 8.6 amps, 7' cord, NEMA 5-15P, cUL, NSF, CE, MADE IN USA



- 2 ea Warranty - 3 year parts and labor, please visit www.Truemfg.com for specifics
- 2 ea Self-contained refrigeration standard
- 2 ea Warranty - 5 year compressor (self-contained only), please visit www.Truemfg.com for specifics
- 2 ea Alternative hinging available, please contact factory
- 2 ea 5" Castors, standard

ELECTRICAL

	VOLTS	CYCLE	PHASE	CONN	AFF	NEMA	AMPS	KW	HP	MCA	MOCP
1	115	60	1	Cord & Plug		5-15P	8.6		1/3		15.0

Item 13 - EXHAUST HOOD (1 REQ'D)

Captive-Aire Model 5424ND-2-PSP-F

18' Exhaust Hood, 19' Overall with Fire Cabinet on Right Side. Includes Exhaust and Supply Air Fans, Roof Top Curbs, Lights, Filters, Electrical Control Panel, Automatic Gas Shut-Off Valve, Stainless Steel Wall Panels and Stainless Ceiling Enclosure Panels, Integral Fire Suppression System.

Note: Fire Suppression System ONLY is Installed By Captive Aire supplied Installer.
(Included in Hood Pricing)

All other supplied Hood Components Are Installed BY OTHERS at additional Cost.

Item 14 - RANGE, 72", 4 BURNERS, 48" GRIDDLE (1 REQ'D)

Imperial Model IR-4-G48

Restaurant Range, gas, 72", 48" griddle on left, (4) 32,000 BTU open burners, (2) 26-1/2" standard ovens, stainless front, landing ledge, sides, backguard, and high shelf, 278,000 BTU, ETL, CE, CSA



IR-4-GT36-CC Shown with Optional Casters

- 1 ea Limited one year parts and labor warranty, standard
- 1 ea Natural gas (must specify elevation if over 2000 ft)
- 1 ea Griddle on right (specify)
- 1 ea 1" Griddle plate, add "-1" to model number
- 1 ea Stainless steel backguard with shelf standard

Specifications

7/28/2014

GAS

	SIZE	MBTU	KW
1	3/4"	278.0	

STEAM

	INLET SIZE	RETURN SIZE	LB/HR	PSIG (min)	PSIG (max)
1					

Item 14.1 - CASTER (3 REQ'D)

Klinger's Trading Model 5FLAT

Swivel Plate Caster, 5" x 1-1/4", hard rubber wheel, 6"H, 270 lb. capacity, NSF (For Item # 14)



Item 14.2 - CASTER (3 REQ'D)

Klinger's Trading Model 5FLAT-BR

Swivel Plate Caster, flat top, with brake, 5" x 1-1/4", hard rubber wheel, 6"H, 270 lb. capacity, NSF (For Item # 14)



Item 15 - FRYER (1 REQ'D)

Imperial Model IFS-75

Fryer, gas, 75 lb. fat capacity, snap action thermostat with millivolt temperature control circuit, stainless steel frypot, stainless steel front and sides, 175,000 BTU



1 ea Limited one year parts and labor warranty, standard

1 ea Natural gas (must specify elevation if over 2000 ft)

GAS

	SIZE	MBTU	KW
1	3/4"	175.0	

STEAM

	INLET SIZE	RETURN SIZE	LB/HR	PSIG (min)	PSIG (max)
1					

Item 15.1 - CASTER (4 REQ'D)

Klinger's Trading Model 5FLAT

Swivel Plate Caster, 5" x 1-1/4", hard rubber wheel, 6"H, 270 lb. capacity, NSF (For Item # 15)



Item 15.2 - CASTER (4 REQ'D)

Specifications

7/28/2014

Klinger's Trading Model 5FLAT-BR

Swivel Plate Caster, flat top, with brake, 5" x 1-1/4", hard rubber wheel, 6"H, 270 lb. capacity, NSF (For Item # 15)



Item 16 - CONVECTION OVEN (1 REQ'D)

Blodgett Oven Model DFG100 SINGLE

Convection Oven, gas, single-deck, standard depth, (SSD) solid state digital controls, 2-speed fan, (5) racks & (11) positions, interior light, simultaneous operated doors with glass, porcelain crumb tray, stainless steel front, sides & top, 25" stainless steel legs, 55,000 BTU, cETL, NSF, CE



- 1 ea (3) year parts, (2) year labor warranty and (5) additional year door warranty (parts only), standard
- 1 ea Natural gas
- 1 ea 115v/60/1-ph, 6.0 amps, 3-wire with ground, 6' cord, plug, NEMA 5-15P, 1/3 hp, standard
- 1 ea Solid State digital with Pulse Plus and Cook & Hold, standard
- 1 ea Controls on right side of oven, standard
- 1 ea Draft diverter or Draft hood must be selected below
- 1 ea 25" legs, adjustable, stainless steel (set), standard

ELECTRICAL

	VOLTS	CYCLE	PHASE	CONN	AFF	NEMA	AMPS	KW	HP	MCA	MOCP
1	115	60	1	Cord & Plug		5-15P	6		1/3		

GAS

	SIZE	MBTU	KW
1	3/4"	55.0	

STEAM

	INLET SIZE	RETURN SIZE	LB/HR	PSIG (min)	PSIG (max)
1					

Item 17 - RANGE, 36", 6 OPEN BURNERS (1 REQ'D)

Imperial Model IR-6

Restaurant Range, gas, 36", (6) 32,000 BTU open burners, one 26-1/2" standard oven, stainless front, landing ledge, sides, backguard, and high shelf, 227,000 BTU, NSF, CE, CSA



- 1 ea Limited one year parts and labor warranty, standard
- 1 ea Natural gas (must specify elevation if over 2000 ft)
- 1 ea Stainless steel backguard with shelf standard

Specifications

7/28/2014

GAS

	SIZE	MBTU	KW
1	3/4"	203.0	

STEAM

	INLET SIZE	RETURN SIZE	LB/HR	PSIG (min)	PSIG (max)
1					

Item 17.1 - CASTER (2 REQ'D)

Klinger's Trading Model 5FLAT

Swivel Plate Caster, 5" x 1-1/4", hard rubber wheel, 6"H, 270 lb. capacity, NSF (For Item # 15)



Item 17.2 - CASTER (2 REQ'D)

Klinger's Trading Model 5FLAT-BR


Swivel Plate Caster, flat top, with brake, 5" x 1-1/4", hard rubber wheel, 6"H, 270 lb. capacity, NSF (For Item # 15)



Item 18 - WIRE SHELVING (20 REQ'D)

Centaur Model C2448C

Centaur® Shelving, wire, 24" D x 48" W, chrome, NSF



- 8 ea Centaur® Shelving, wire, 24" D x 60" W, chrome, NSF
- 28 ea Centaur® Stationary Post, 74-5/8" H, with leveling bolt and cap, chrome

Item 19 - ICE CUBER (1 REQ'D)

Manitowoc Model IY-1494N

Indigo™ Series Ice Maker, cube-style, air-cooled, remote condenser, up to 1480-lb approximately/24 hours, DuraTech™ exterior (stainless finish with innovative clear-coat resists fingerprints & dirt), half-dice size cubes



- 1 ea 3 year parts & labor Commercial warranty
- 1 ea 5 year parts & labor Commercial warranty on evaporator
- 1 ea (-261) 208-230v/60/1ph, 17.9 amps, std.
- 1 ea Condenser Unit, remote air-cooled, I-1400 & I-1800 series
- 1 ea (-261) 208-230v/60/1, 1.3 amps, std.
- 1 ea 3 year parts & labor Commercial warranty
- 1 ea Remote Tubing Kit, 35 ft. tubing length (pre-charged), for 1400, 1600, 1800 series

Specifications

7/28/2014

- 1 ea Arctic Pure® Primary Water Filter Assembly, includes head, shroud, hardware, mounting assembly, and two filter cartridges, 40,000 gallon capacity, 1,001-2,500 lbs./ice per day
- 1 ea 3 year parts & labor Commercial warranty
- 1 ea 6" adjustable stainless steel legs, std.

ELECTRICAL

	VOLTS	CYCLE	PHASE	CONN	AFF	NEMA	AMPS	KW	HP	MCA	MOCP
1	208-230	60	1				1.3				
2	208-230	60	1				17.9				

WATER

	HOT SIZE	HOT AFF	HOT GPH	COLD SIZE	COLD AFF	FILTERED SIZE	FILTERED AFF	CONDENSER INLET SIZE	CONDENSER OUTLET SIZE
1				3/8"					

WASTE

	INDIRECT SIZE	DIRECT SIZE
1	1/2"	

PLUMBING 1 REMARKS

Drain for ice maker

Item 20 - ICE BIN FOR ICE MACHINES (1 REQ'D)

Manitowoc Model B-970

Ice Bin, with top-hinged front-opening door, approximately 710 lb ice storage capacity, for top-mounted ice maker, stainless steel exterior



- 1 ea 3 year parts & labor Commercial warranty
- 1 ea 6" adjustable stainless steel legs, std.

WATER

	HOT SIZE	HOT AFF	HOT GPH	COLD SIZE	COLD AFF	FILTERED SIZE	FILTERED AFF	CONDENSER INLET SIZE	CONDENSER OUTLET SIZE
1									

WASTE

	INDIRECT SIZE	DIRECT SIZE
1	3/4"	

Item 21 - BAG IN BOX SYRUP TANK RACK (1 REQ'D)

By Others Model BIB

Bag In Box Soda Rack

Item 22 - CAN RACK (1 REQ'D)

Win-Holt Equipment Group Model CR-162M

Rack, Can Storage, mobile design with casters, self feeding gravity fed shelves, holds (162) #10 cans or (216) #5 cans, 1-1/2" welded aluminum tubing, 27 1/2"W, 35"D, 76"H, NSF

Specifications

7/28/2014



Item 24 - TWO (2) COMPARTMENT SINK (1 REQ'D)

Klinger's Trading Model EIT-2-2D-24

Sink, 2-compartment, 96"W x 31"D OA, 16/304 stainless steel construction, 24" x 24" x 14" deep bowl, 8-1/2"H backsplash, 8" O.C. splash mount faucet holes, (2) 24" drainboards, stainless steel legs & crossbracing, adjustable feet

Item 24.1 - FAUCET (1 REQ'D)

T&S Brass Model B-0231

Sink Mixing Faucet, 12" swing nozzle, wall mounted, 8" centers on sink faucet with 1/2" IPS eccentric flanged female inlets, lever handles



WATER

	HOT SIZE	HOT AFF	HOT GPH	COLD SIZE	COLD AFF	FILTERED SIZE	FILTERED AFF	CONDENSER INLET SIZE	CONDENSER OUTLET SIZE
1	1/2"			1/2"					

WASTE

	INDIRECT SIZE	DIRECT SIZE
1		

Item 24.2 - STAINLESS WALL MOUNT SHELF (1 REQ'D)

Cline's Welding Model 1484WS

14" x 84" Stainless Wall Mount Shelf

Item 25 - CORNER TABLE 90" X 84" (1 REQ'D)

Cline's Welding Model 90X84LSST

"L" Shaped Corner Table 90" x 84" w/ UC refrigerator, Undershelves

Item 26 - CORNER WALL SHELF 90" X 84" X14" W (1 REQ'D)

Cline's Welding Model 90X84WS

"L" Shaped Corner Wall Shelf 14" wide x 90" x 84" w/ UC refrigerator, Undershelves

Item 30 - REACH-IN REFRIGERATOR, 2 SECTIONS (1 REQ'D)

True Food Service Equipment Model T-49

Specifications

7/28/2014



Refrigerator, Reach-in, two-section, stainless steel doors, stainless steel front, aluminum sides, white aluminum interior with stainless steel floor, (6) adjustable PVC-coated wire shelves, interior lighting, 4" castors, 1/2 HP, 115v/60/1, 9.1 amps, 9' cord, NEMA 5-15P, MADE IN USA, cUL, UL-Energy, NSF, CE, ENERGY STAR®

- 1 ea Self-contained refrigeration standard
- 1 ea Warranty - 5 year compressor (self-contained only), please visit www.Truemfg.com for specifics
- 1 ea 4" Swivel castors, standard (adds 5" to OA height)
- 1 ea Warranty - 3 year parts and labor, please visit www.Truemfg.com for specifics
- 1 ea Left door hinged left, right door hinged right standard

ELECTRICAL

	VOLTS	CYCLE	PHASE	CONN	AFF	NEMA	AMPS	KW	HP	MCA	MOCP
1	115	60	1	Cord & Plug	7.0"	5-15P	9.1		1/2		15.0

Item 31 - REACH-IN FREEZER, 1 SECTION (1 REQ'D)

True Food Service Equipment Model T-23F

Freezer, Reach-in, -10° F, one-section, stainless steel door, stainless steel front, aluminum sides, white aluminum interior with stainless steel floor, (3) adjustable PVC-coated wire shelves, interior lighting, 4" castors, 1/3 HP, 115v/60/1, 7.2 amps, NEMA 5-15P, 9' cord, ENERGY STAR®, MADE IN USA



- 1 ea Self-contained refrigeration standard
- 1 ea Warranty - 5 year compressor (self-contained only), please visit www.Truemfg.com for specifics
- 1 ea 4" Swivel castors, standard (adds 5" to OA height)
- 1 ea Warranty - 3 year parts and labor, please visit www.Truemfg.com for specifics
- 1 ea Door hinged right standard

ELECTRICAL

	VOLTS	CYCLE	PHASE	CONN	AFF	NEMA	AMPS	KW	HP	MCA	MOCP
1	115	60	1	Cord & Plug	7.0"	5-15P	7.2		1/3		15.0

Item 32 - HAND SINK (2 REQ'D)

Klinger's Trading Model SPHS-1000

Hand Sink, wall mount, 13-1/2" wide x 9-3/4" front-to-back x 4-1/2" deep bowl, stainless steel construction, side splashes on left & right, splash mount gooseneck faucet on 4" centers, includes basket drain & mounting bracket, ANSI/NSF2



Specifications

7/28/2014

WATER

	HOT SIZE	HOT AFF	HOT GPH	COLD SIZE	COLD AFF	FILTERED SIZE	FILTERED AFF	CONDENSER INLET SIZE	CONDENSER OUTLET SIZE
1	1/2"			1/2"					

WASTE

	INDIRECT SIZE	DIRECT SIZE
1		1-1/2"

Item 33 - RIGHT SIDE DIRTY DISTABLE W/ ROLL OVER GLASS RACK (1 REQ'D)

Cline's Welding Model DIRTY DISHTABLE

Right Side Dirty Dishtable w/ Rollover Glass Rack, 6" Landing Shelf.

Item 34 - DRAIN BASKET, 19-1/2" X 19-1/2" X 5" DEEP, STAINLE (1 REQ'D)

Klinger's Trading Model SCB-2020

Drain Basket, 19-1/2" x 19-1/2" x 5" deep, stainless steel



Item 35 - FOUR (4) COMPARTMENT SINK (1 REQ'D)

Klinger's Trading Model HDS-4-2D

Sink, 4-compartment, heavy-duty, (2) 18" drainboards, bowl size 16" x 20" x 12" deep, stainless steel bowl, body, crossbracing, legs & feet, NSF



WATER

	HOT SIZE	HOT AFF	HOT GPH	COLD SIZE	COLD AFF	FILTERED SIZE	FILTERED AFF	CONDENSER INLET SIZE	CONDENSER OUTLET SIZE
1									

WASTE

	INDIRECT SIZE	DIRECT SIZE
1	(4) 1-1/2"	

Item 35.1 - FAUCET (2 REQ'D)

T&S Brass Model B-0231

Sink Mixing Faucet, 12" swing nozzle, wall mounted, 8" centers on sink faucet with 1/2" IPS eccentric flanged female inlets, lever handles



Specifications

7/28/2014

WATER

	HOT SIZE	HOT AFF	HOT GPH	COLD SIZE	COLD AFF	FILTERED SIZE	FILTERED AFF	CONDENSER INLET SIZE	CONDENSER OUTLET SIZE
1	1/2"			1/2"					

WASTE

	INDIRECT SIZE	DIRECT SIZE
1		

Item 36 - OVERSHELF (1 REQ'D)

Klinger's Trading Model PS 1496

Overshelf with Pot Rack, wall-mount, 96"W x 14"D, stainless steel, includes 18 double-sided pot hooks

Item 37 - PRE-RINSE (1 REQ'D)

T&S Brass Model B-0133-B

EasyInstall Pre-Rinse Unit, wall mount. base faucet with spring check cart. & lever handles, 2" diameter flanges with 1/2" NPT female eccentric flanged inlets, 35-1/2"H, 15" overhang, 8-1/4" clearance, 18" riser, B-0107 spray valve, B-0044-H flex stainless steel hose, 6" wall bracket



WATER

	HOT SIZE	HOT AFF	HOT GPH	COLD SIZE	COLD AFF	FILTERED SIZE	FILTERED AFF	CONDENSER INLET SIZE	CONDENSER OUTLET SIZE
1	1/2"			1/2"					

WASTE

	INDIRECT SIZE	DIRECT SIZE
1		

Item 38 - CLEAN DISHRTABLE 92" LEFT SIDE (1 REQ'D)

Cline's Welding Model CDT-92

Clean Distable 92" Left Side w/ Undershelf

Item 38.1 - WALL SHELF 14X92 (1 REQ'D)

Cline's Welding Model WS-92

Wall Shelf 14" x 92"

Item 39 - DISH MACHINE (1 REQ'D)

By Others Model DISH MACHINE

Dish Machine -Single Rack-Corner Model (BY VENDOR)

Item 40 - WALK-IN COMBO C/F (1 REQ'D)

American Panel Corporation Model WI-COMBO

10' x 25' x 8'6" High Walk-In Cooler-Freezer Combo, Inside Box, Floor In Freezer, no Floor in Cooler,

Specifications

7/28/2014

Pre-Assembled Remote Refrigeration Package, Treadplate Kickplates on Doors, (3) 4 ft Vapor Proof Lights.


Note: All Electrical and Plumbing needs, Wall and Roof Penetrations and sealing of same is (BY OTHERS)

INSTALLATION QUOTED SEPERATELY

Item 41,42 - WIRE SHELVING (28 REQ'D)

Centaur Model C2448K

Centaur® Shelving, wire, 24" D x 48" W, green epoxy, NSF



- 28 ea Limited 7 year warranty against corrosion on all green epoxy shelves, posts & accessories
- 16 ea Centaur® Shelving, wire, 24" D x 60" W, green epoxy, NSF
- 16 ea Limited 7 year warranty against corrosion on all green epoxy shelves, posts & accessories
- 44 ea Centaur® Mobile Post, 73-7/8" H, casters sold separately (5" caster adds approx 6" to overall height) green epoxy

Item 43 - ICE BIN (2 REQ'D)

LaCrosse Cooler Model SK30IC

Sinkronization 21 Ice Chest, 30"W x 21-1/4"D, 11" deep ice bin, 120lb. ice capacity, 304 stainless steel slide back cover, 4" backsplash, 304 stainless steel top, apron & ends, painted galvanized legs & adjustable plastic feet, NSF



- 2 ea Cold Plate 8-circuit add (+8) to model number

WATER

	HOT SIZE	HOT AFF	HOT GPH	COLD SIZE	COLD AFF	FILTERED SIZE	FILTERED AFF	CONDENSER INLET SIZE	CONDENSER OUTLET SIZE
1									

WASTE

	INDIRECT SIZE	DIRECT SIZE
1	1-1/2"	

Item 44 - SPEED RAIL (2 REQ'D)

LaCrosse Cooler Model L500-30GSR

Speed Rail, single gusseted, 30"W x 4-1/2"D x 10-1/8"H, bottom & interior lined with black sound dampening plastic, 304 stainless steel, includes: fastening hardware



Double Gusseted Speedrail Shown

Item 45 - GLASS RACK (2 REQ'D)

Specifications

7/28/2014

LaCrosse Cooler Model SK24GR-DB

Sinkronization 21 Drainboard Top Glass Rack Storage Unit, free standing, 24"W x 21-1/4"D x 34"H, 304 stainless steel construction, 4" backsplash, open cabinet base with (2) adjustable shelves, drainboard top, 6" legs with adjustable plastic feet, NSF



2 ea 6" equipment legs with adjustable feet, standard

WATER

	HOT SIZE	HOT AFF	HOT GPH	COLD SIZE	COLD AFF	FILTERED SIZE	FILTERED AFF	CONDENSER INLET SIZE	CONDENSER OUTLET SIZE
1									

WASTE

	INDIRECT SIZE	DIRECT SIZE
1	1-1/2"	

Item 46 - HAND SINK (2 REQ'D)

LaCrosse Cooler Model SK12HS

Sinkronization 21 Underbar Hand Sink Unit, free-standing, 12"W x 21-1/4"D, 304 stainless steel top, apron & ends, (1) 10" wide x 14" front-to-back x 9-3/4" deep tank, deck mount low-lead faucet included, 3" strainer basket drain assembly, 4" backsplash, galvanized legs & crossrails with corrosion-resistant paint, adjustable plastic feet, NSF

WATER

	HOT SIZE	HOT AFF	HOT GPH	COLD SIZE	COLD AFF	FILTERED SIZE	FILTERED AFF	CONDENSER INLET SIZE	CONDENSER OUTLET SIZE
1	1/2"			1/2"					

WASTE

	INDIRECT SIZE	DIRECT SIZE
1		1-1/2"

Item 47 - GARBAGE CAN (2 REQ'D)

Rubbermaid Model FG354000BLA

Slim Jim® Waste Container, 23 gallon, 20"W x 11"D x 30"H, general purpose waste, open type without lid, high-impact plastic construction, black



Item 48 - SODA GUN (1 REQ'D)

By Others Model SODA GUN

Soda Gun (BY OTHERS)

Item 49 - UNDERBAR SINK UNITS (1 REQ'D)

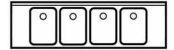
LaCrosse Cooler Model SK64C

Sinkronization 21 Underbar Sink, 4-compartment, 72"W x 21"D, 20/304 stainless steel top, apron & ends, (4) 10" wide x 14" front-to-back x 9-3/4" deep tanks, 4"H backsplash, (2) 13" drainboards, (4)

Specifications

7/28/2014

chrome-plated overflow tubes with rubber grommet, (4) 1-1/2" drains, galvanized legs & cross-bracing with corrosion-resistant paint, adjustable plastic feet, NSF



WATER

	HOT SIZE	HOT AFF	HOT GPH	COLD SIZE	COLD AFF	FILTERED SIZE	FILTERED AFF	CONDENSER INLET SIZE	CONDENSER OUTLET SIZE
1	(2) 1"			(2) 1"					

WASTE

	INDIRECT SIZE	DIRECT SIZE
1	(4) 1-1/2"	

Item 50 - REFRIGERATED BACKBAR CABINET (1 REQ'D)

True Food Service Equipment Model TBB-3G-LD

Back Bar Cooler, two-section, 37" high, (112) 6-packs or (3) keg capacity, (4) shelves, condensing unit on left, stainless steel top, galvanized interior with stainless steel floor, black vinyl exterior, (2) glass doors with locks, LED interior light, 1/2 HP, 115v/60/1, 9.1 amps, 7' cord, NEMA 5-15P, MADE IN USA



- 1 ea Self-contained refrigeration standard
- 1 ea Warranty - 5 year compressor (self-contained only), please visit www.Truemfg.com for specifics
- 1 ea Warranty - 3 year parts and labor, please visit www.Truemfg.com for specifics

ELECTRICAL

	VOLTS	CYCLE	PHASE	CONN	AFF	NEMA	AMPS	KW	HP	MCA	MOCP
1	115	60	1	Cord & Plug		5-15P	9.1		1/2		15.0

Item 50.1 - REFRIGERATED BACKBAR CABINET (1 REQ'D)

True Food Service Equipment Model TBB-2G-LD

Back Bar Cooler, two-section, 37" high, (88) 6-packs or (2) keg capacity, (4) shelves, condensing unit on left, stainless steel top, galvanized interior with stainless steel floor, black vinyl exterior, (2) glass doors with locks, LED interior light, 1/3 HP, 115v/60/1, 9.1 amps, 7' cord, NEMA 5-15P, MADE IN USA



- 1 ea Self-contained refrigeration standard
- 1 ea Warranty - 5 year compressor (self-contained only), please visit www.Truemfg.com for specifics
- 1 ea Warranty - 3 year parts and labor, please visit www.Truemfg.com for specifics

ELECTRICAL

	VOLTS	CYCLE	PHASE	CONN	AFF	NEMA	AMPS	KW	HP	MCA	MOCP
1	115	60	1	Cord & Plug		5-15P	9.1		1/3		15.0

Specifications

7/28/2014

Item 51 - SINGLE OVER SHELF TABLE MOUNT (1 REQ'D)

Cline's Welding Model SGL-OS

Single Overshelf to accomodate Microwave over Taco Station

Item 52 - GLASS AND PLATE CHILLER (1 REQ'D)

True Food Service Equipment Model T-50-GC

Glass/Plate Chiller, 0° F & below, capacity: (250) 8" mugs or (240) 10" steins, (5) adjustable PVC coated shelves, (2) lids, stainless steel counter top & lid, deep well design, galvanized interior, black vinyl exterior, auto defrost, 1/3 HP, 115v/60/1, NEMA 5-15P, 7.6 amps, 9' cord, MADE IN USA



- 1 ea Self-contained refrigeration standard
- 1 ea Warranty - 5 year compressor (self-contained only), please visit www.Truemfg.com for specifics
- 1 ea Warranty - 3 year parts and labor, please visit www.Truemfg.com for specifics

ELECTRICAL

	VOLTS	CYCLE	PHASE	CONN	AFF	NEMA	AMPS	KW	HP	MCA	MOCP
1	115	60	1	Cord & Plug	3.0"	5-15P	7.6		1/3		15.0

Item 53 - REMOTE BEER SYSTEM- INSTALLED ON -SITE (1 REQ'D)

Custom Model REMOTE BEER SYSTEM

8 Head Remote Beer System w/ Tower and Power Pack, Installed On-Site

Item 54 - LOCKER (3 REQ'D)

SPG International, LLC Model 4K0074

Kelmax Locker, five tier, single wide, (5) 12" x 18" x 12"H doors, beige powder coated paint finish, finger pull, 6" legs

Item 55 - PLATE SHELF COUNTER 16" X 22' 6 " (1 REQ'D)

Cline's Welding Model 22.5X16PS

22' 6" x 16" Plate Shelf Counter, All stainless (2) Bodies, One Piece Top

Item 56 - MICROWAVE OVEN (1 REQ'D)

Panasonic Model NE-12521

Pro I Commercial Microwave Oven, 1200 Watts, compact, 60 programmable memory pads, 3 power levels, timer: 15 min hi-med power/30 min defrost power, see-thru side hinged door, stainless steel cabinet and cavity, stackable, digital display, cavity dimensions; 13"Wx 12"Dx 6-7/8"H, UL, ETL, NSF



Specifications

7/28/2014

1 ea 1 year parts & labor warranty and 3 year magnetron warranty (labor for magnetron replacement is not covered in years 2 and 3)

1 ea 120v/60/1-ph, 17.7 amps, NEMA 5-20P, standard

ELECTRICAL

	VOLTS	CYCLE	PHASE	CONN	AFF	NEMA	AMPS	KW	HP	MCA	MOCP
1	120	60	1			5-20P	17.7	1.2			

Item 57 - DOUBLE OVER SHELF (2 REQ'D)

Cline's Welding Model 18X48DOS

18" x 48" Double Over Shelf (Mounts On item # 11)

Item 57.1 - DOUBLE OVER SHELF 18" X 78" (1 REQ'D)

Cline's Welding Model 18X78DOS

18" x 78 " Double Over Shelf (Mounts On item # 8)

Item 60 - DELIVERY AND SET IN PLACE (1 REQ'D)

By Others Model DELIVERY

Delivery and Set In Place (BY OTHERS)