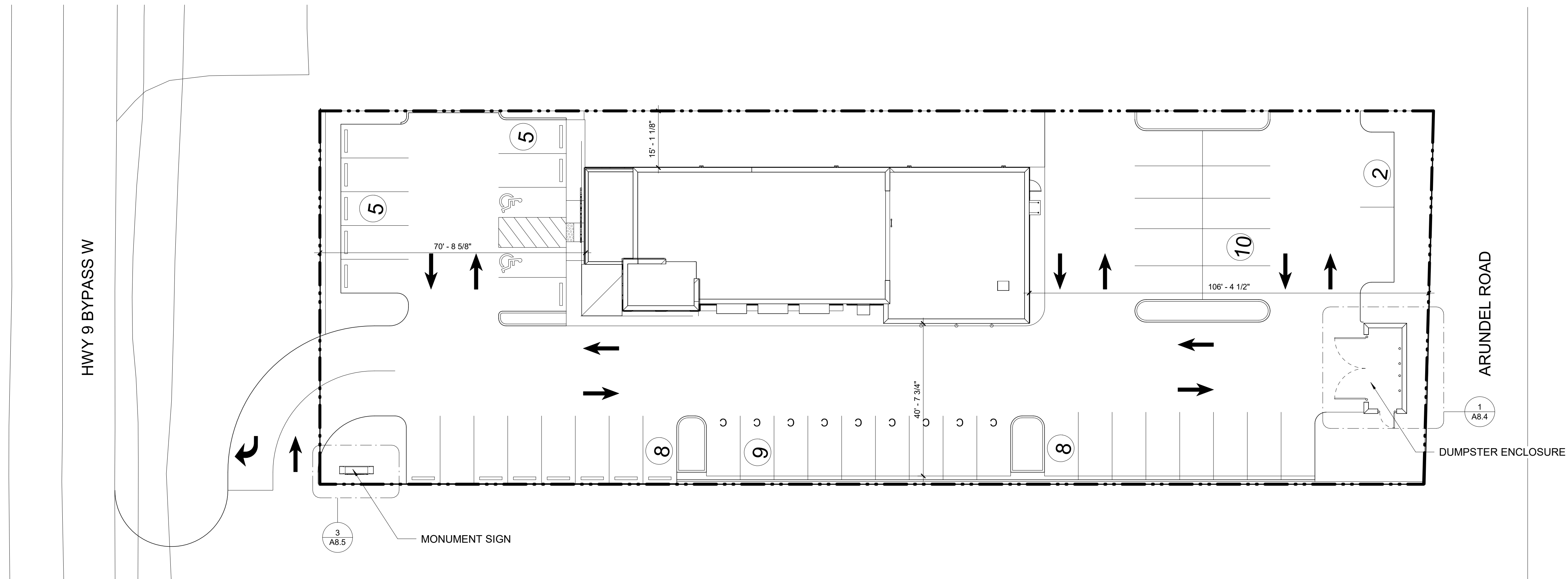



Copyright : These Drawings are the property of DP3 Architects, Ltd., and reuse on any other project without written permission will result in legal action.



COMMENTS

1. FOR FIRE SEPARATION DISTANCE AND MONUMENT SIGN LOCATION, REFER TO CIVIL DRAWINGS.

Seal



**DP3**  
ARCHITECTS

DP3 Architects, Ltd.  
15 South Main Street, Suite 400  
Greenville, SC 29601  
864.232.8200  
www.DP3architects.com

Project

MARIACHIS  
RESTAURANT  
LANCASTER, SC

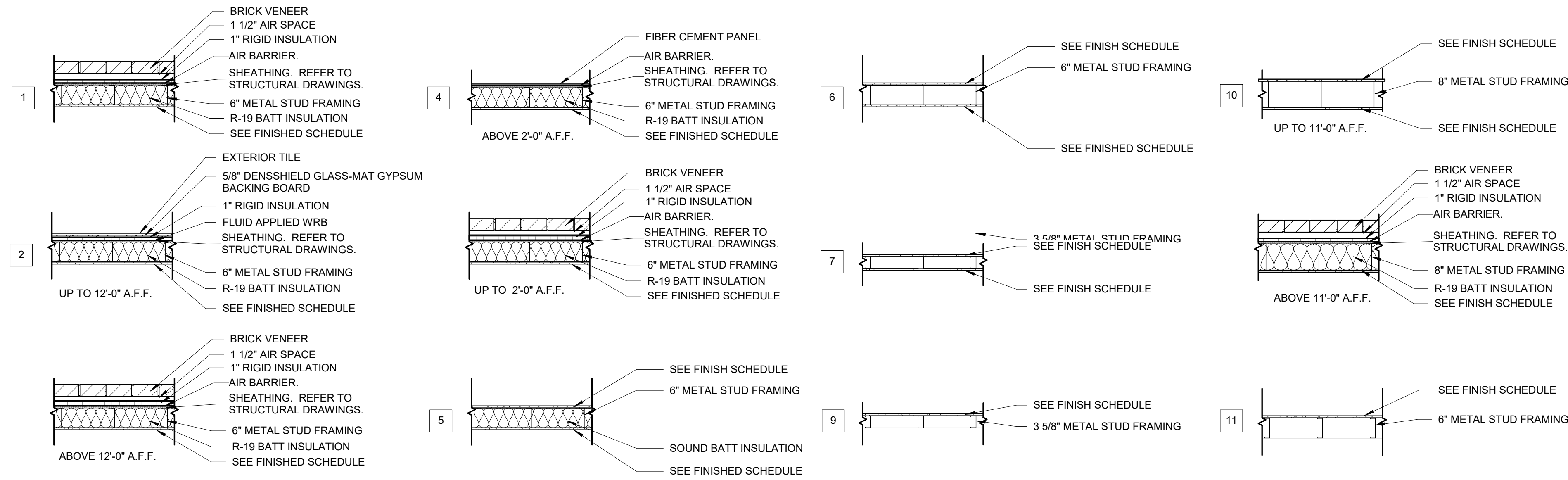
Project Number	23213
Drawn By	MO
Checked By	KMW
Date	05 AUG. 24

Revisions

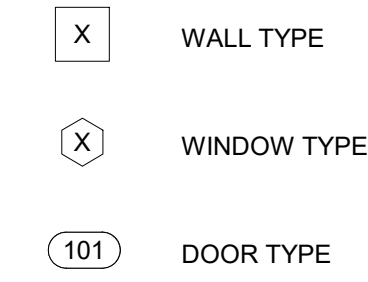
Drawing

ARCHITECTURAL  
SITE PLAN

WALL TYPE LEGEND




FLOOR PLAN LEGEND



GENERAL FLOOR PLAN NOTES

- A. GENERAL CONTRACTOR TO FIELD VERIFY ALL DIMENSIONS AND REPORT DISCREPANCIES IMMEDIATELY TO THE ARCHITECT.
- B. DIMENSIONS ARE TO CENTERLINE OF COLUMN LINES, FACE OF EXTERIOR STUDS, AND TRANSITION OF EXTERIOR MATERIAL.
- C. THE CONTRACTOR SHALL COORDINATE ALL UNDERGROUND PIPING, MECHANICAL AND ELECTRICAL WORK.
- D. DOOR JAMBS ARE 6\"/>

Seal



**DP3**  
ARCHITECTS

DP3 Architects, Ltd.  
15 South Main Street, Suite 400  
Greenville, SC 29601  
864.232.8200  
www.DP3architects.com

Project

MARIACHIS  
RESTAURANT  
LANCASTER, SC

Project Number 23213  
Drawn By MO  
Checked By KMW  
Date 05 AUG. 24

Revisions

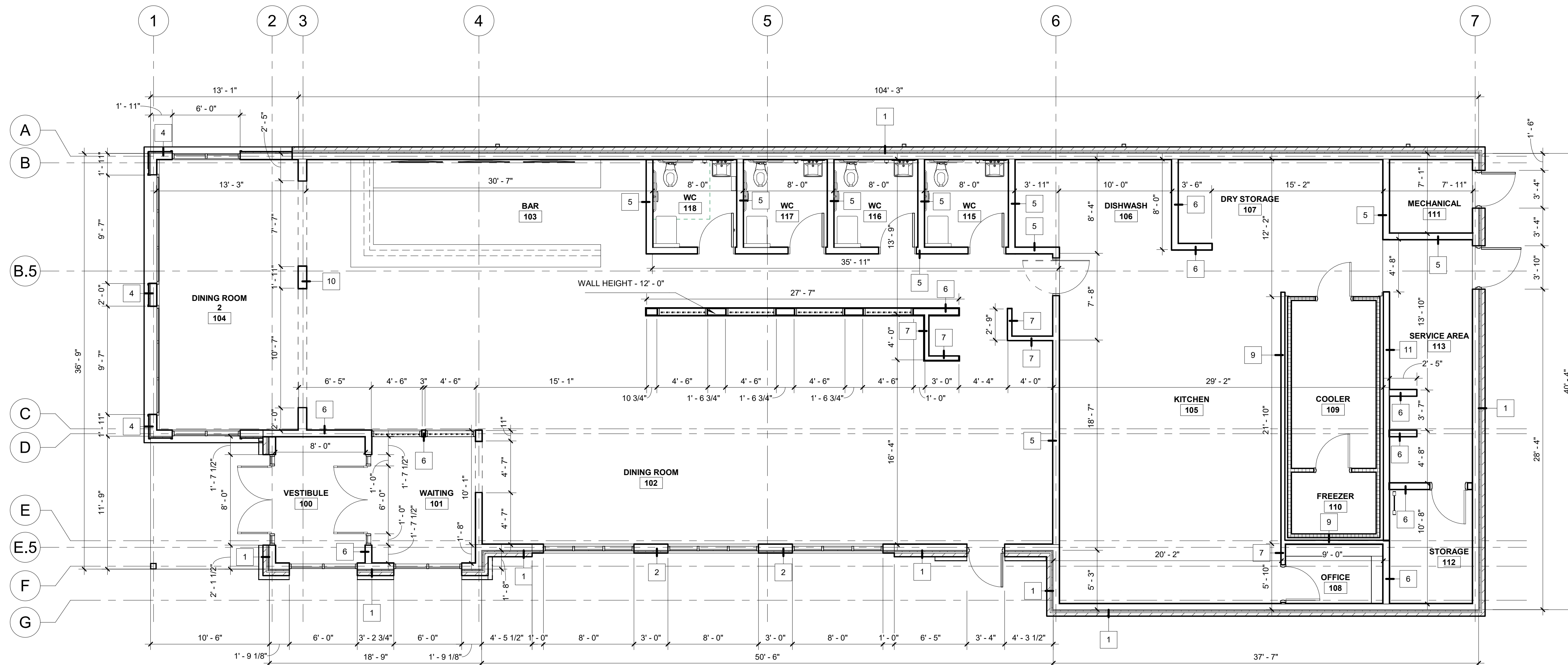
Drawing

DIMENSION FLOOR PLAN



A1.1

Copyright : These Drawings are the property of DP3 Architects, Ltd., and reuse on any other project without written permission will result in legal action.



1 DIMENSION PLAN  
A1.1 3/16\"/>

Copyright : These Drawings are the property of DP3 Architects, Ltd., and reuse on any other project without written permission will result in legal action.


### A1.2 GENERAL NOTES

- A. ROOMS ARE DEFINED BY WALLS, FACES OF DOORS AND ROOM CHANGE INDICATORS.
- B. PROVIDE WOOD BLOCKING FOR STRUCTURAL STABILITY IN PARTITIONS AT ALL LOCATIONS WHERE WORK SURFACE, SHELVING, BRACKETS, DISPLAYS, GRAB BARS, HANDRAILS AND/OR EQUIPMENT WILL BE MOUNTED OR ATTACHED TO THE FACE OF WALL. REFERENCE FLOOR PLAN FOR LOCATIONS OF SUCH EQUIPMENT.
- C. LUMBER AND BLOCKING IN CONTACT WITH MASONRY AND CONCRETE SHALL BE PRESSURE TREATED.
- D. USE MOISURE RESISTANT GWB BEHIND ALL SINKS AND WET AREAS.
- E. NON-FIXED FURNITURE AND EQUIPMENT IS SHOWN FOR INFORMATION ONLY. NO NON-FIXED FURNITURE, FURNISHINGS OR EQUIPMENT ARE A PART OF THE CONSTRUCTION CONTRACT UNLESS NOTED OTHERWISE.
- F. USE TWO-STUD CORNERS WHERE POSSIBLE.

### DRAWING NOTES

- 5.13 STRUCTURAL METAL COLUMN. REFER TO STRUCTURAL DRAWINGS.
- 5.105 CUSTOM ALUMINUM SCREEN SYSTEM. REFER TO A6.2 FOR DETAILS.
- 10.19 BAR COUNTERTOP.
- 10.20 BAR DIE WALL.
- 10.23 POS STATION. REFER TO ELECTRICAL DRAWINGS.
- 10.24 HIGH CHAIRS STORAGE.
- 40.02 OUTLINE OF ROOF OVERHANG.
- 40.24 COOLER/FREEZER UNIT WITH WALLS, CEILING, AND DOORS BY OTHERS.

Seal



# DP3

ARCHITECTS

DP3 Architects, Ltd.  
15 South Main Street, Suite 400  
Greenville, SC 29601  
864.232.8200  
www.DP3architects.com

Project

## MARIACHIS RESTAURANT LANCASTER, SC

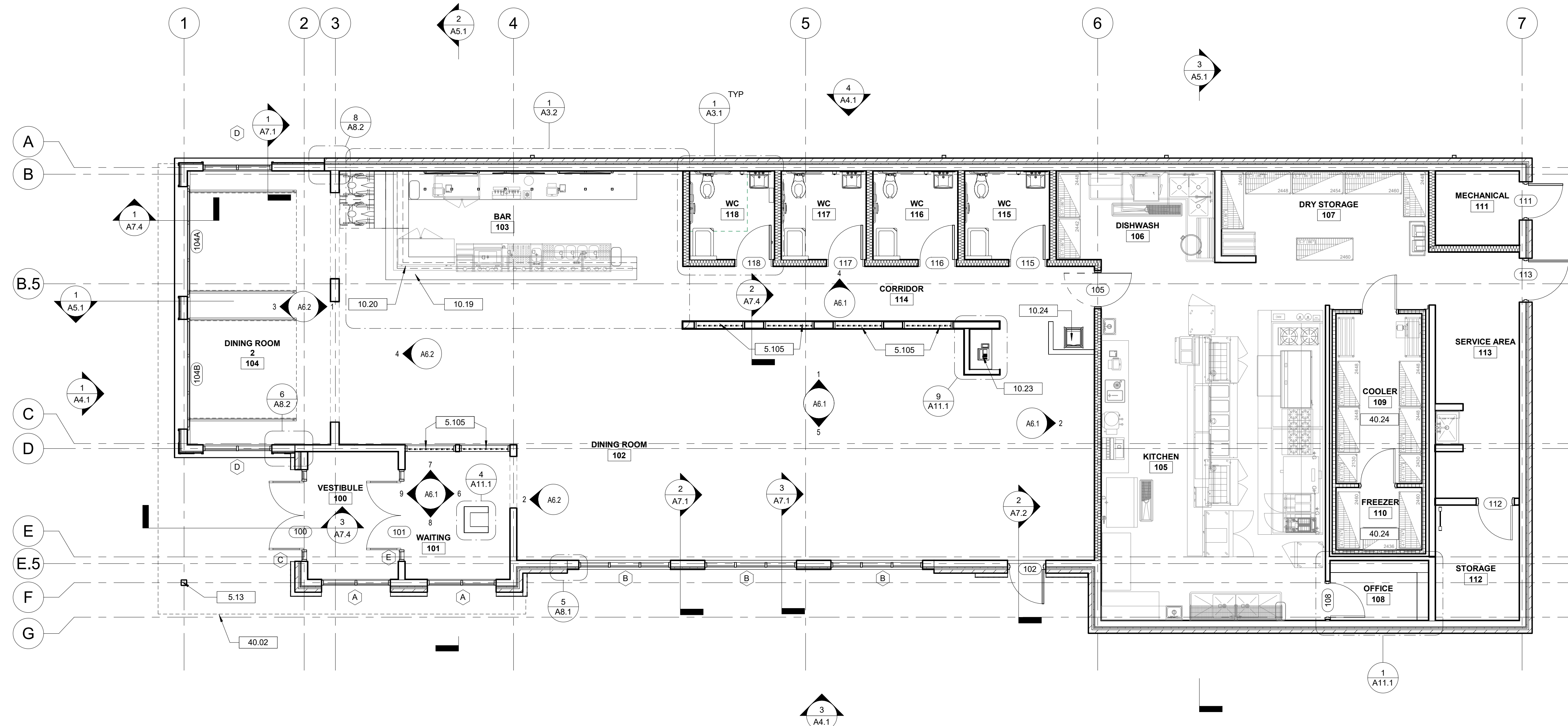
Project Number 23213  
Drawn By MO  
Checked By KMW  
Date 05 AUG. 24

Revisions

Drawing

NOTED FLOOR PLAN

# A1.2



1 NOTED FLOOR PLAN  
A1.2 3/16" = 1'-0"

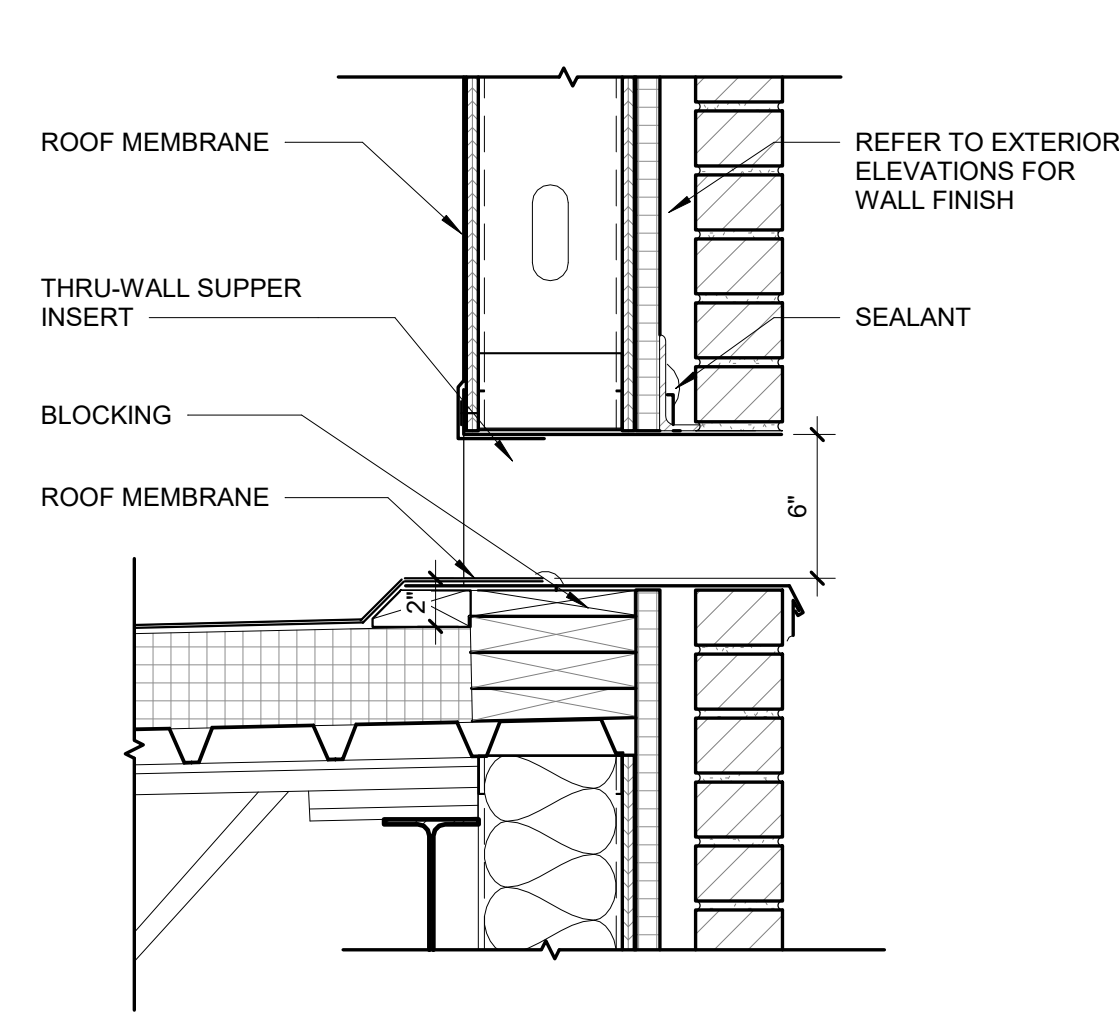
Copyright : These Drawings are the property of DP3 Architects, Ltd., and reuse on any other project without written permission will result in legal action.

### A1.3 GENERAL NOTES

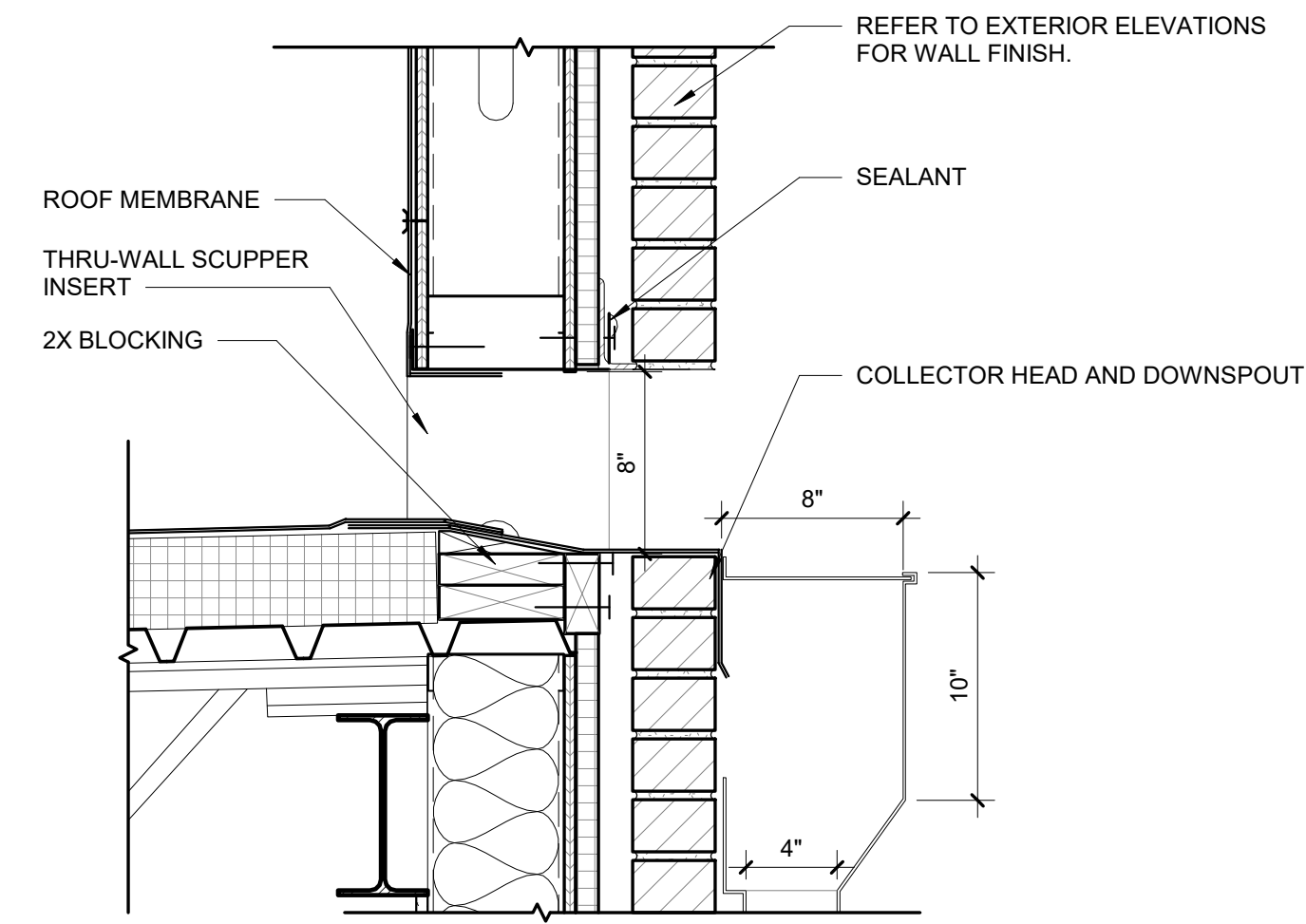
- A. GENERAL CONTRACTOR TO COORDINATE ALL OPENINGS WITH PLUMBING AND MECHANICAL DRAWINGS.
- B. PROVIDE ALL FLASHING MATERIALS AND METHODS AS APPROVED BY THE ROOF MANUFACTURER FOR A FULL WATERPROOFING SYSTEM.
- C. IT IS THE CONTRACTOR'S RESPONSIBILITY TO REVIEW OTHER DRAWINGS FOR ROOF PENETRATIONS NOT SHOWN.
- D. GENERAL CONTRACTOR TO PAINT ALL ROOF PENETRATIONS TO MATCH METAL ROOF COLOR.
- E. ALL FLASHING TO BE SHEET METAL UNLESS NOTED OTHERWISE.
- F. REFER TO MECHANICAL DRAWINGS FOR EQUIPMENT INFORMATION.

### DRAWING NOTES

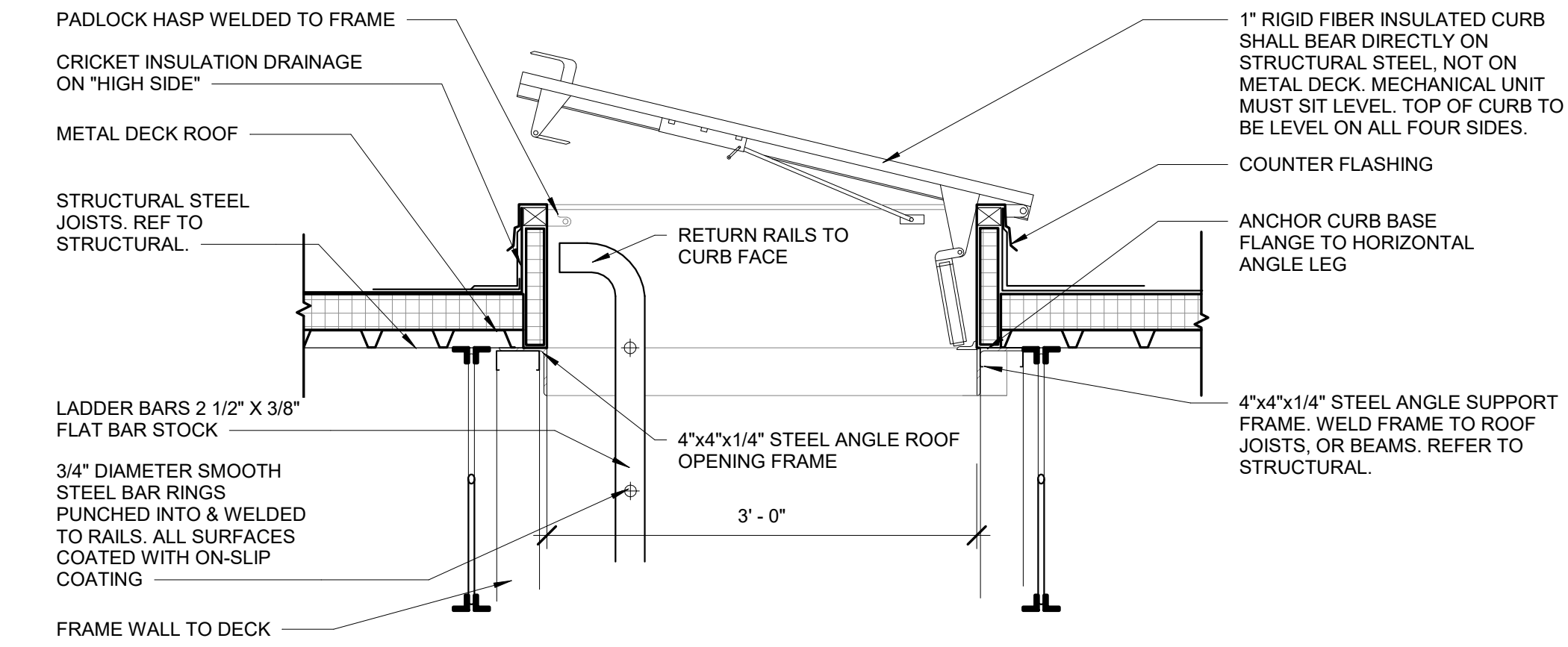
- 5.48 C-CHANNEL REFER TO STRUCTURAL.
- 5.103 PREFINISHED ALUMINUM CANOPY SYSTEM WITH INTEGRATED GUTTER. BASIS OF DESIGN: AWNEX COLORADO CANOPY SYSTEM, FLAT SOFFIT, 8" SMOOTH FASCIA, RECESSED DOWN-LIGHTNING PRE-INSTALLED.
- 7.09 ROOF CRICKET.
- 7.40 PREFINISHED METAL COPING WITH CONTINUOUS CLEAT.
- 7.49 PREFINISHED METAL DOWNSPOUT. REFER TO SPECIFICATIONS FOR TYPE, SIZE AND PROFILE.
- 7.54 OVERFLOW SCUPPER. REFER DETAILS.
- 7.58 ROOF WALK PADS. REFER TO SPECIFICATIONS.
- 7.75 ROOF MEMBRANE OVER R-25 OR GREATER RIGID INSULATION. 60 MIL TPO FULLY ADHERED MEMBRANE WITH 20 YEAR WARRANTY. COLOR: WHITE. GAF EVERGUARD EXTREME OR EQUAL.
- 8.25 PREFABRICATED GALVANIZED 30" X 36" METAL ROOF HATCH. REFER TO DETAIL 4/A1.3
- 10.26 METAL ROOF LADDER
- 23.01 MECHANICAL EQUIPMENT. REFER TO MECHANICAL DRAWINGS.
- 26.04 LIGHT FIXTURE. REFER TO ELECTRICAL LIGHT FIXTURE SCHEDULE.



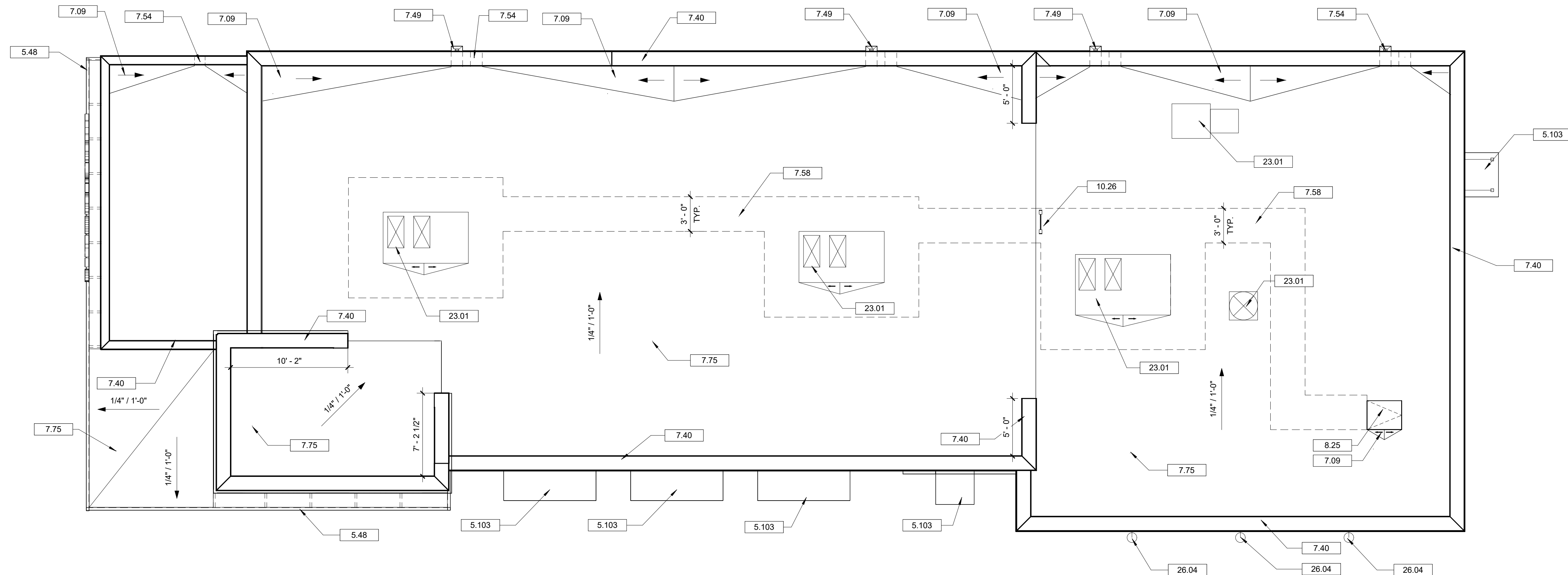
**2 OVERFLOW SCUPPER DETAIL**  
A1.3 1 1/2" = 1'-0"



**3 THRU-WALL SCUPPER DETAIL**  
A1.3 1 1/2" = 1'-0"




**4 ROOF HATCH DETAIL**  
A1.3



**1 ROOF PLAN**  
A1.3 3/16" = 1'-0"

Seal



**DP3**  
ARCHITECTS

DP3 Architects, Ltd.  
15 South Main Street, Suite 400  
Greenville, SC 29601  
864.232.8200  
www.DP3architects.com

Project

**MARIACHIS**  
**RESTAURANT**  
**LANCASTER, SC**

Project Number 23213  
Drawn By MO  
Checked By KMW  
Date 05 AUG. 24

Revisions




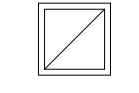

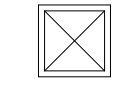

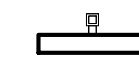

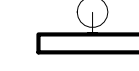



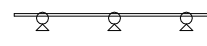
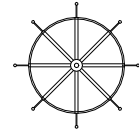
Drawing

**ROOF PLAN**

**A1.3**

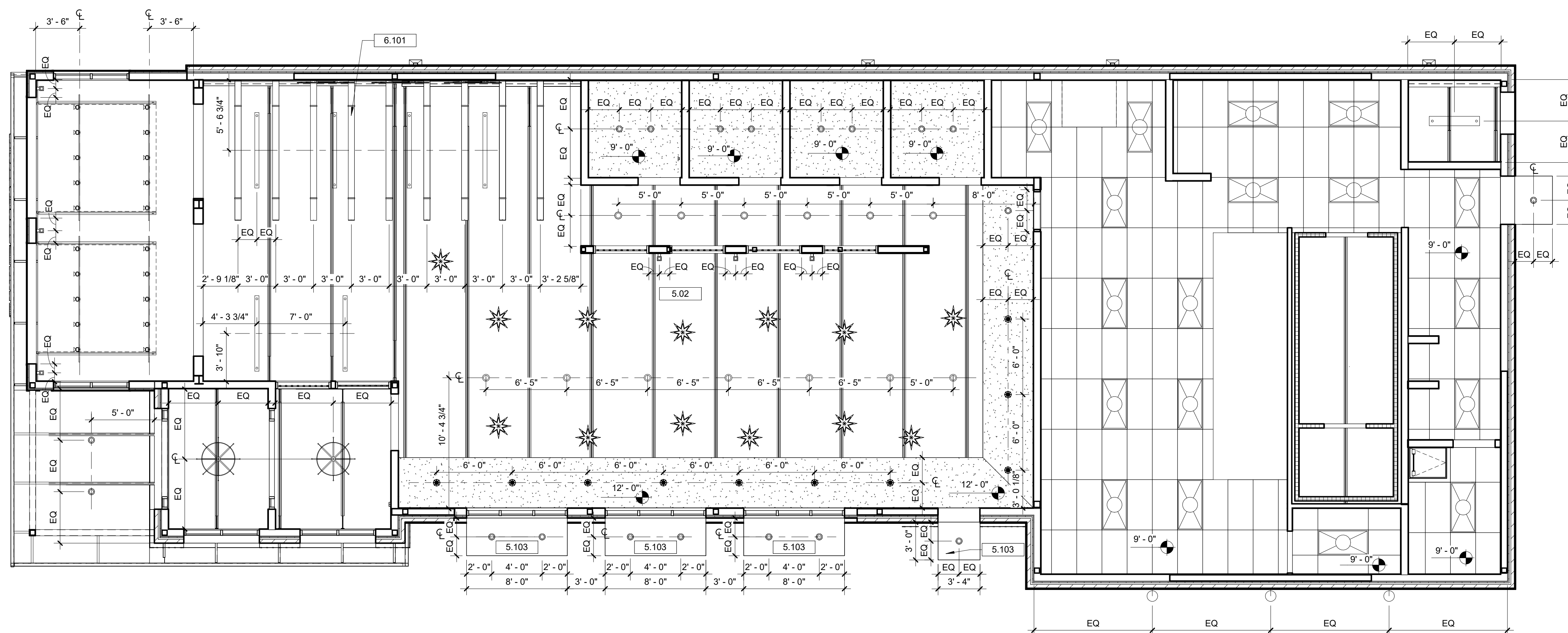
Copyright : These Drawings are the property of DP3 Architects, Ltd., and reuse on any other project without written permission will result in legal action.

### REFLECTED CEILING LEGEND


	2' X 4' ACOUSTICAL CEILING TILE		1' X 4' FLOURESCENT FIXTURE
	GYPSUM BOARD CEILING. PAINT. REFER TO ROOM FINISH SCHEDULE SHEET A11.1		RETURN AIR GRILLE
	2' X 4' LED FIXTURE		SUPPLY AIR GRILLE
	RECESSED DOWNLIGHT		INTERIOR WALL SCONCE
	PENDANT LIGHT		EXTERIOR WALL SCONCE
	PENDANT LIGHT. COORDINATE EXACT LOCATION AND HEIGHT IN FIELD WITH OWNER		DECK MOUNTED 6" CAN LIGHT
	LINEAR LED FIXTURE		TRACK LIGHTS
			MEYDA LIGHTING CHANCY 8 - LIGHT CHANDELIER 44" H x 42" W x 42" D ADJUSTABLE CABLE LENGTH

### DRAWING NOTES

- 5.02 EXPOSED METAL ROOF DECKING. PAINT. REFER TO STRUCTURAL DRAWINGS.
- 5.103 PREFINISHED ALUMINUM CANOPY SYSTEM WITH INTEGRATED GUTTER. BASIS OF DESIGN: AWNEX COLORADO CANOPY SYSTEM, FLAT SOFFIT, 8" SMOOTH FASCIA, RECESSED DOWN-LIGHTING PRE-INSTALLED.
- 6.101 WOOD FAUX BEAMS ABOVE BAR SECURED WITH METAL STRAPS.



Seal



**DP3**  
ARCHITECTS

DP3 Architects, Ltd.  
15 South Main Street, Suite 400  
Greenville, SC 29601  
864.232.8200  
www.DP3architects.com

Project

MARIACHIS  
RESTAURANT  
LANCASTER, SC

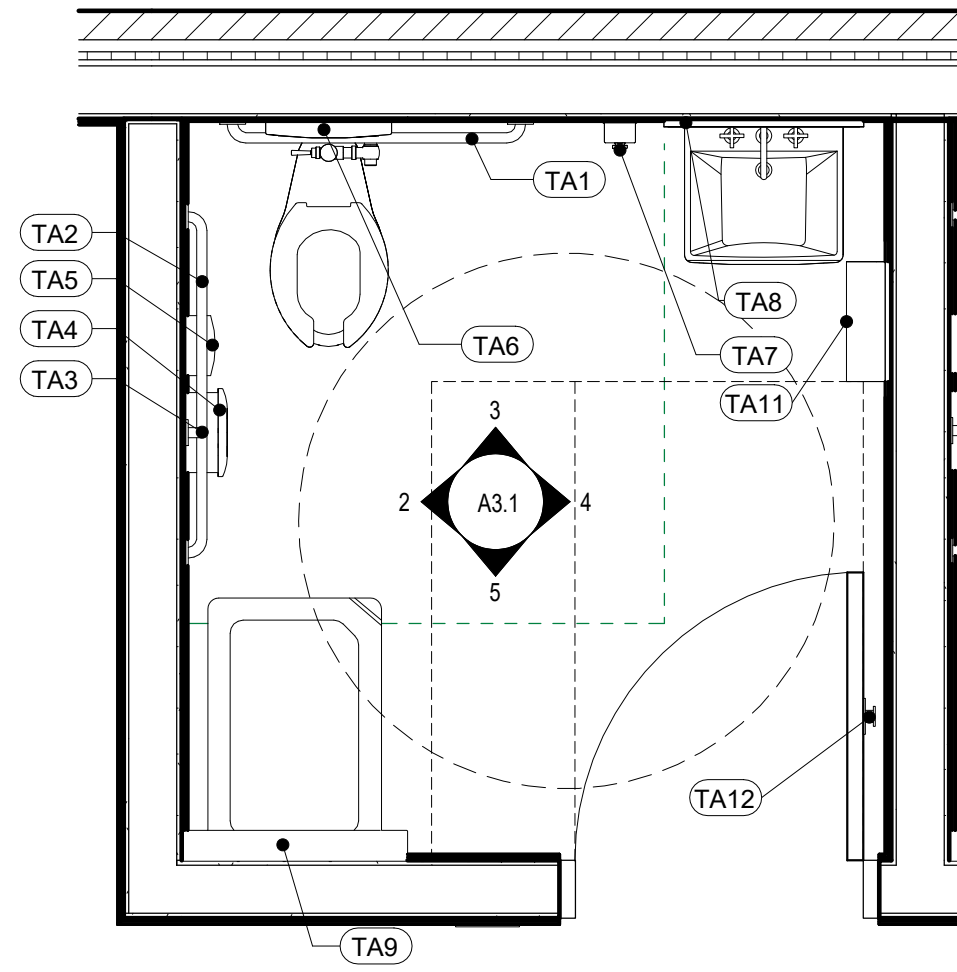
Project Number 23213  
Drawn By MO  
Checked By KMW  
Date 05 AUG. 24

Revisions

Drawing


REFLECTED CEILING  
PLAN

Copyright : These Drawings are the property of DP3 Architects, Ltd., and reuse on any other project without written permission will result in legal action.



1 ENLARGED RESTROOM PLAN, TYPICAL  
A3.1 1/2" = 1'-0"


**SIGNAGE DETAIL**



1. UPPER CASE CHARACTERS, HELVETICA.
2. CHARACTERS RAISED 1/32".
3. GRADE 2 BRAILLE.
4. CHARACTERS AT LEAST 3/8" IN HEIGHT BUT NO HIGHER THAN 2".
5. EQUIVALENT VERBAL DESCRIPTIONS PLACED BELOW EACH PICTOGRAM.
6. PICTOGRAM AREA A MINIMUM OF 6".
7. COLOR CONTRAST BETWEEN CHARACTERS AND BACKGROUND.
8. MOUNT ON WALL ADJACENT TO LATCH SIDE OF DOOR.
9. MOUNT 60° FROM FINISHED FLOOR TO CENTER OF SIGN ADJACENT TO DOOR.
10. IF NO WALL SPACE IS AVAILABLE ADJACENT TO DOOR, THE SIGN SHALL BE MOUNTED ON THE NEAREST PERPENDICULAR WALL TO THE LATCH SIDE OF THE DOOR.

TOILET ACCESSORY SCHEDULE			
TAG	ITEM NAME	MODEL NUMBER	COMMENTS
TA1	BOBRICK WASHROOM EQUIPMENT, INC.   AMERICAN SPECIALTIES, INC.	36" ACCESSIBLE GRAB BAR	
TA2	BOBRICK WASHROOM EQUIPMENT, INC.   AMERICAN SPECIALTIES, INC.	42" ACCESSIBLE GRAB BAR	
TA3	BOBRICK WASHROOM EQUIPMENT, INC.   AMERICAN SPECIALTIES, INC.	18" GRAB BAR (VERTICAL)	
TA4	BOBRICK WASHROOM EQUIPMENT, INC.   AMERICAN SPECIALTIES, INC.	SURFACE MOUNTED TOILET PAPER DISPENSER	
TA5	BOBRICK WASHROOM EQUIPMENT, INC.   AMERICAN SPECIALTIES, INC.	SURFACE- MOUNTED SANITARY NAPKIN DISPOSAL	
TA6	BOBRICK WASHROOM EQUIPMENT, INC.   AMERICAN SPECIALTIES, INC.	SURFACE MOUNTED SEAT COVER DISPENSER	
TA7	BOBRICK   ASI	SOAP DISPENSER, SURFACE MOUNTED, AUTOMATIC	
TA8	BOBRICK   ASI	24" X 36" MIRROR	
TA9	American Specialties Inc.	BABY CHANGING STATION - VERTICAL - STAINLESS STEEL - SURFACE MOUNT (9017-9)	
TA10	FRANKLIN MACHINE PRODUCTS (FMP) / BETH MASTERSON	ADA RESTROOM SIGN	
TA11	PAPER TOWEL DISPENSER AND WASTE RECEPTACLE	B-3944	
TA12	COAT HOOK	48" HEIGHT ACCESSIBLE COAT HOOK	

Seal



**DP3**  
ARCHITECTS

DP3 Architects, Ltd.  
15 South Main Street, Suite 400  
Greenville, SC 29601  
864.232.8200  
www.DP3architects.com

Project

**MARIACHIS**  
RESTAURANT  
LANCASTER, SC

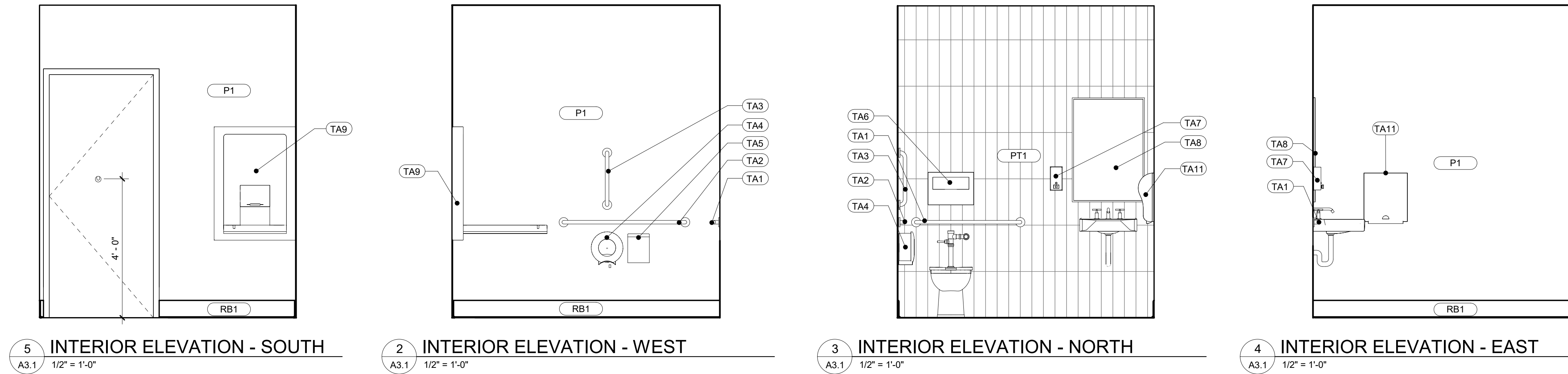
Project Number 23213  
Drawn By MO  
Checked By KMW  
Date 05 AUG. 24

Revisions

Drawing

ENLARGED  
RESTROOM PLANS

**A3.1**

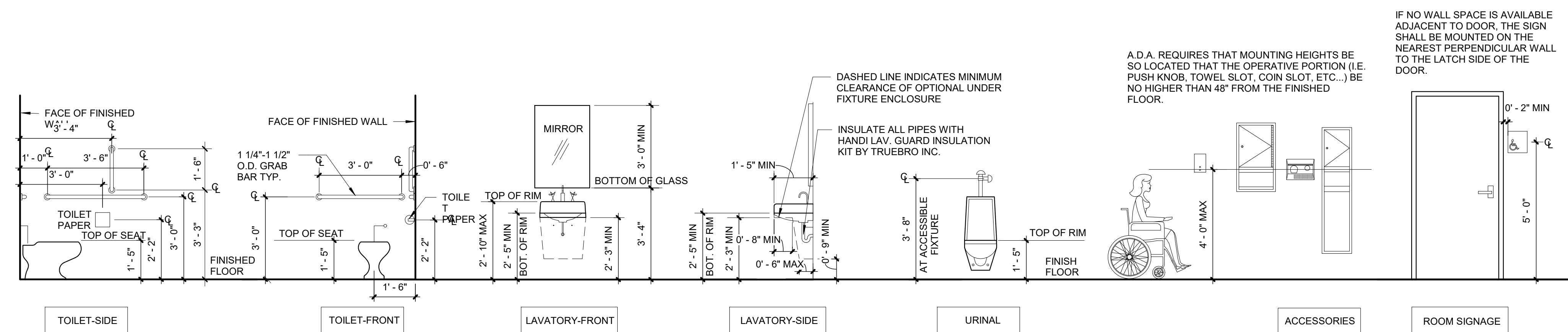


5 INTERIOR ELEVATION - SOUTH  
A3.1 1/2" = 1'-0"

2 INTERIOR ELEVATION - WEST  
A3.1 1/2" = 1'-0"

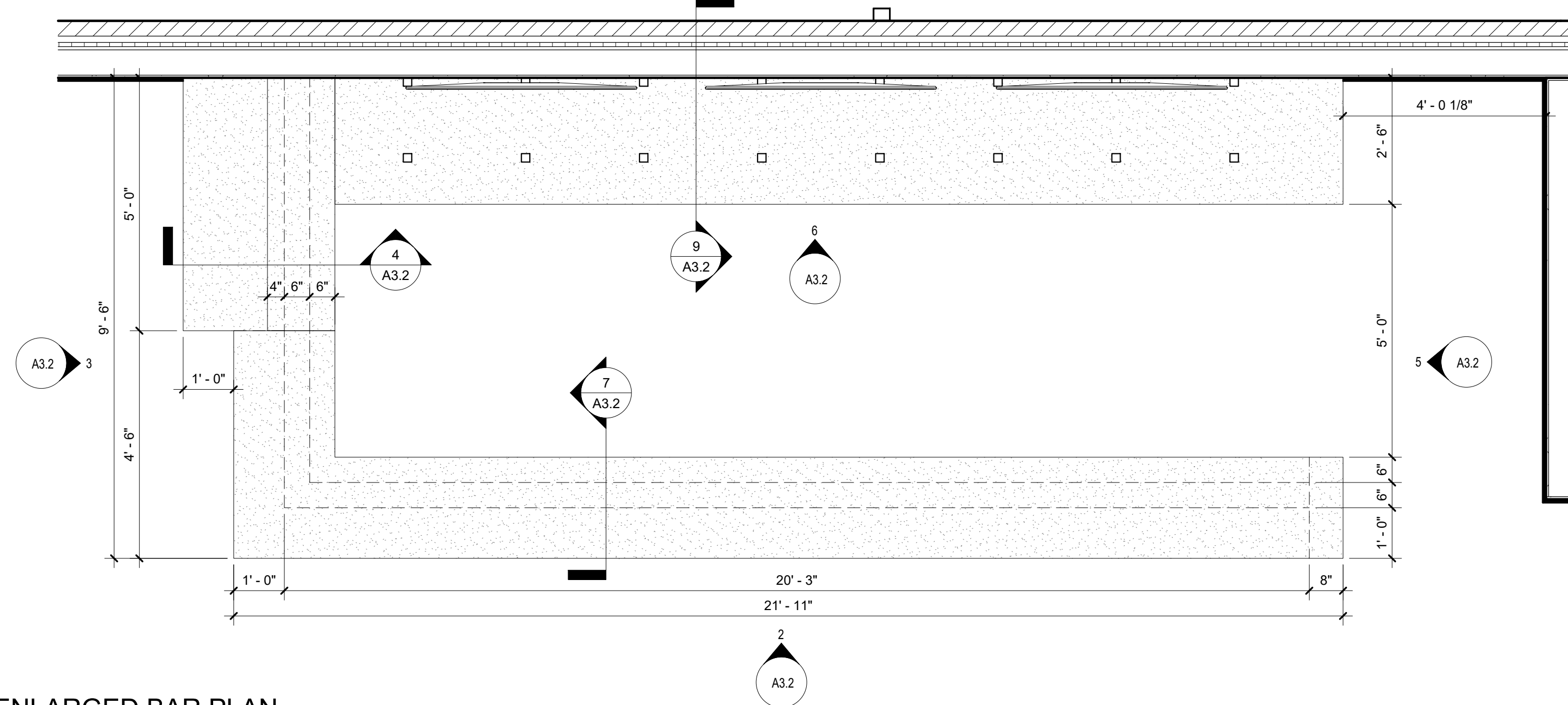
3 INTERIOR ELEVATION - NORTH  
A3.1 1/2" = 1'-0"

4 INTERIOR ELEVATION - EAST  
A3.1 1/2" = 1'-0"

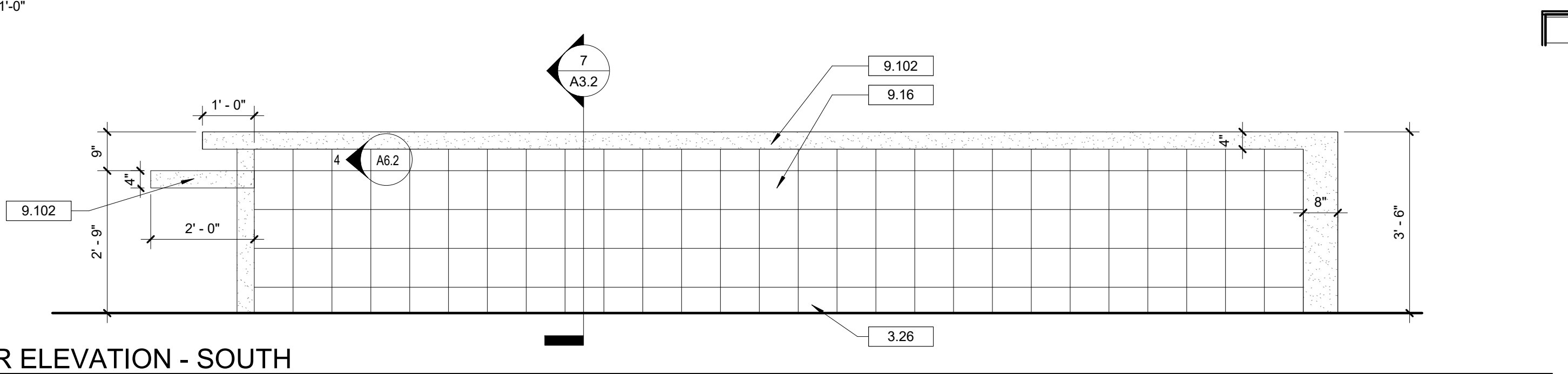


ACCESSIBLE MOUNTING HEIGHTS

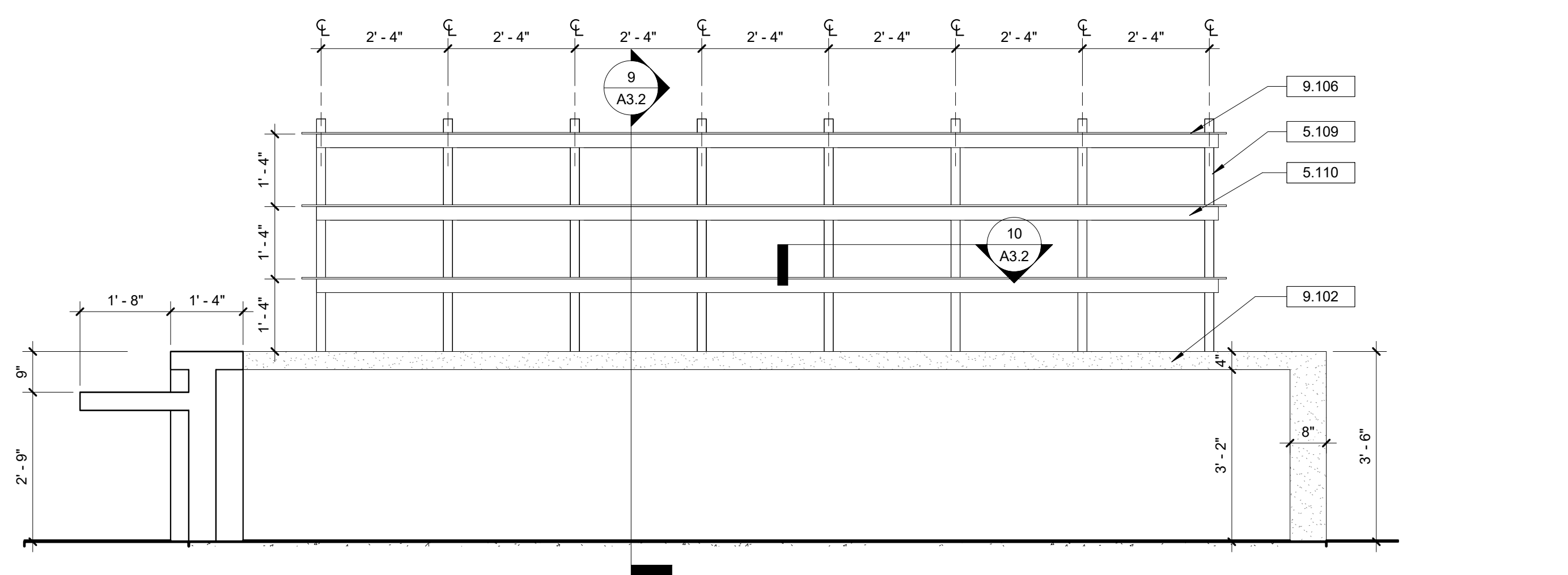
Copyright : These Drawings are the property of DP3 Architects, Ltd., and reuse on any other project without written permission will result in legal action.



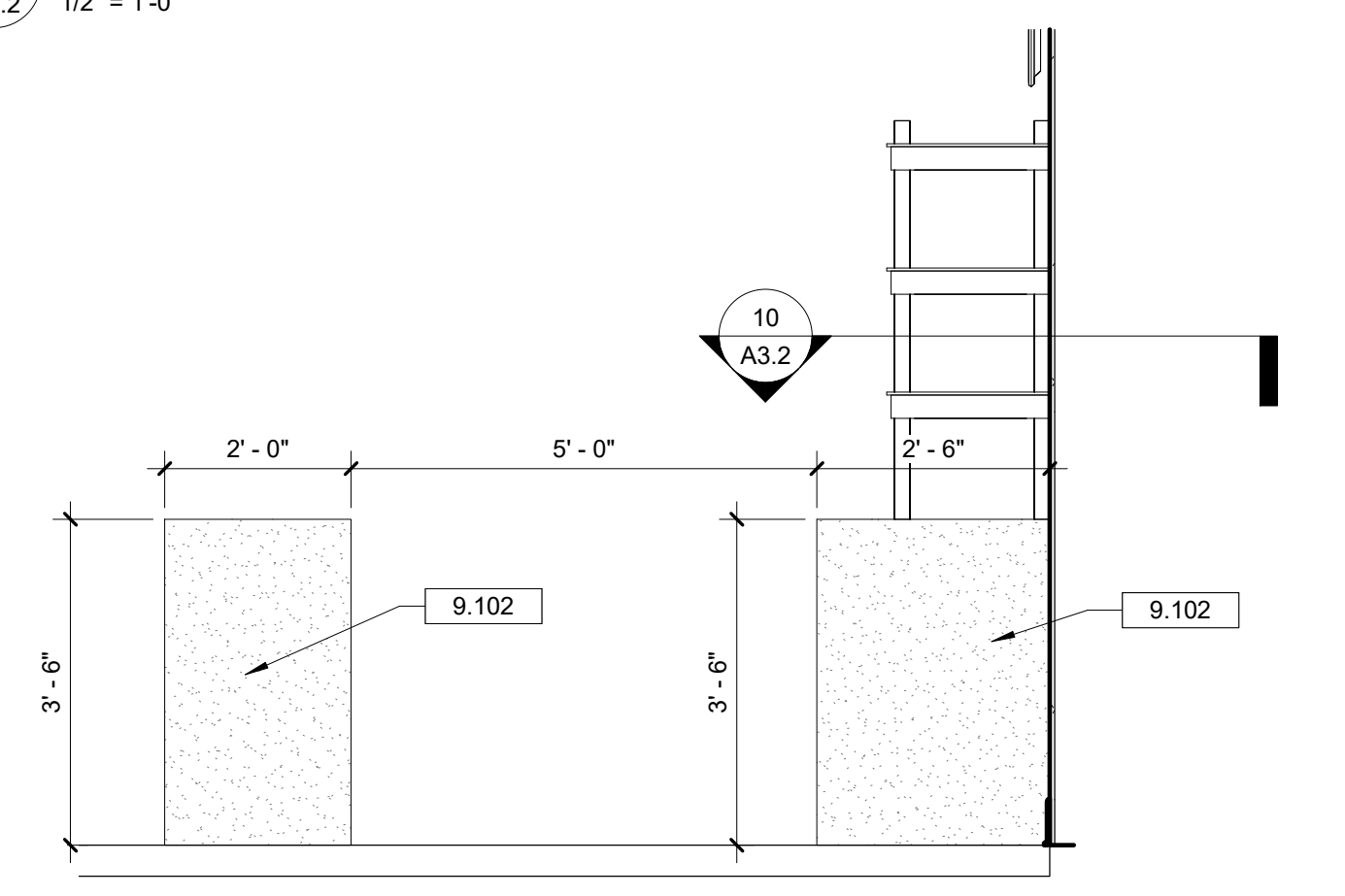
1 ENLARGED BAR PLAN  
A3.2 1/2" = 1'-0"



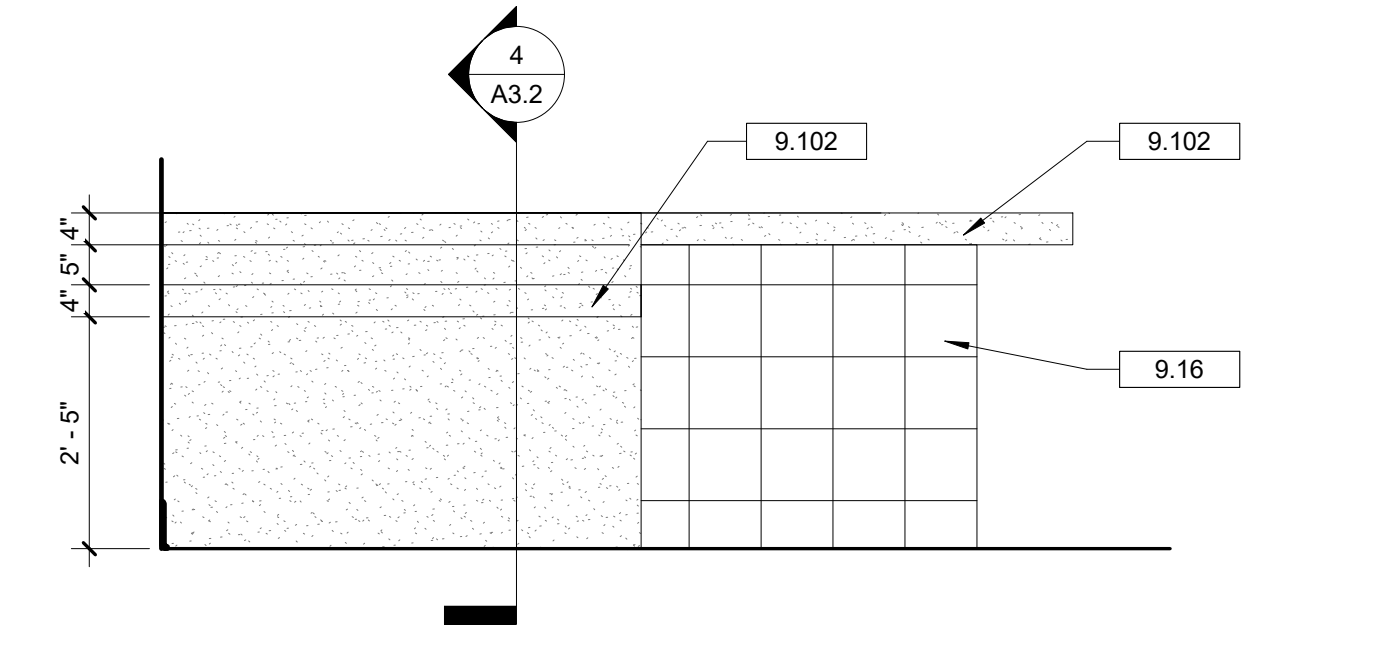
2 BAR ELEVATION - SOUTH  
A3.2 1/2" = 1'-0"



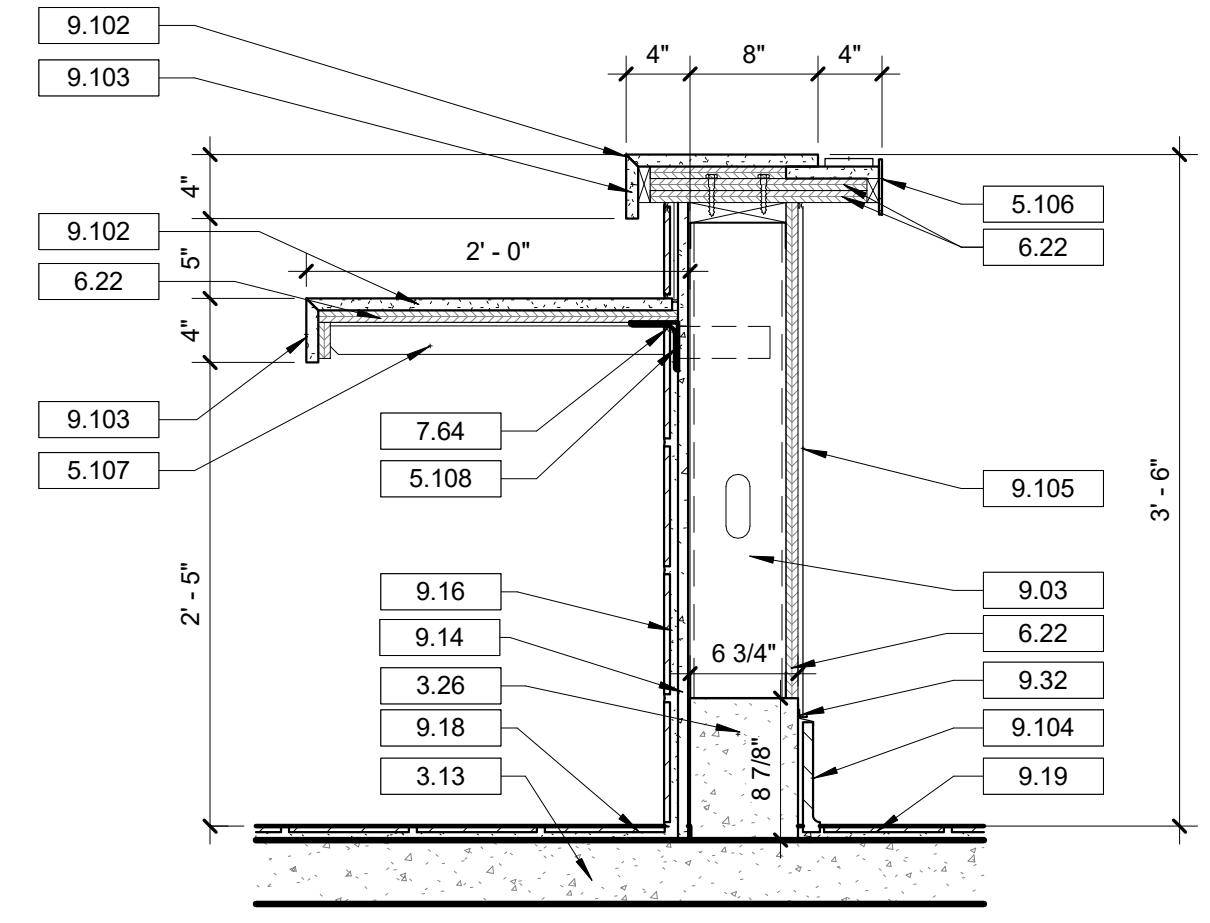
6 BAR ELEVATION - BACK BAR  
A3.2 1/2" = 1'-0"



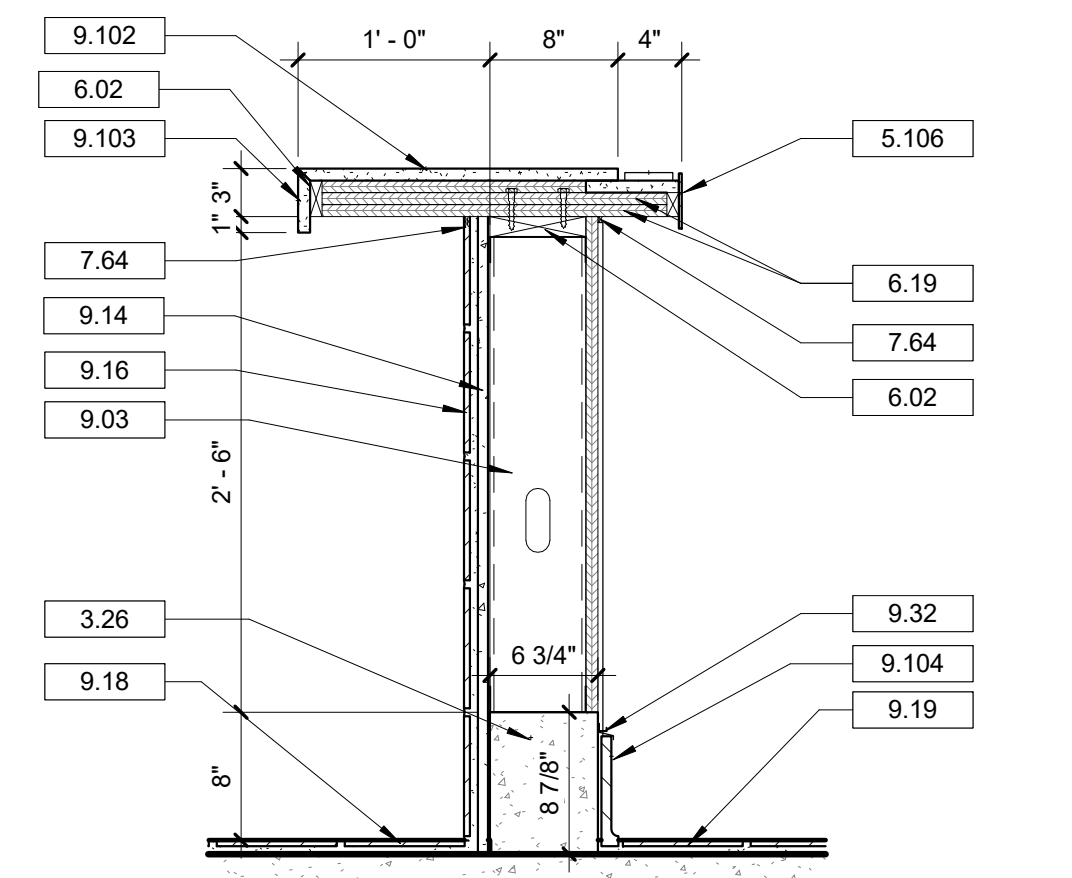
5 BAR ELEVATION - EAST  
A3.2 1/2" = 1'-0"



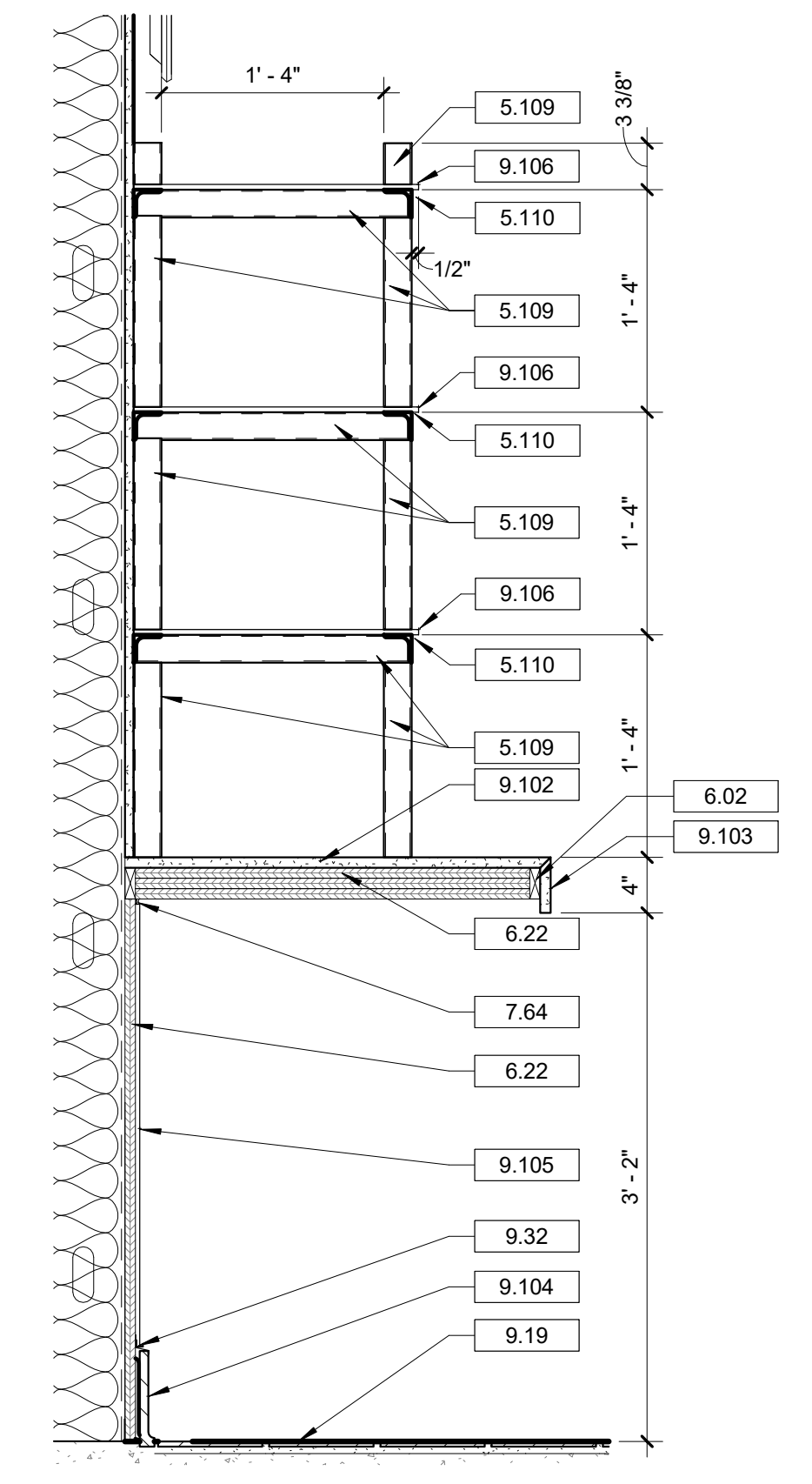
3 BAR ELEVATION - WEST  
A3.2 1/2" = 1'-0"



4 DETAIL @ ADA BAR SECTION  
A3.2 1" = 1'-0"

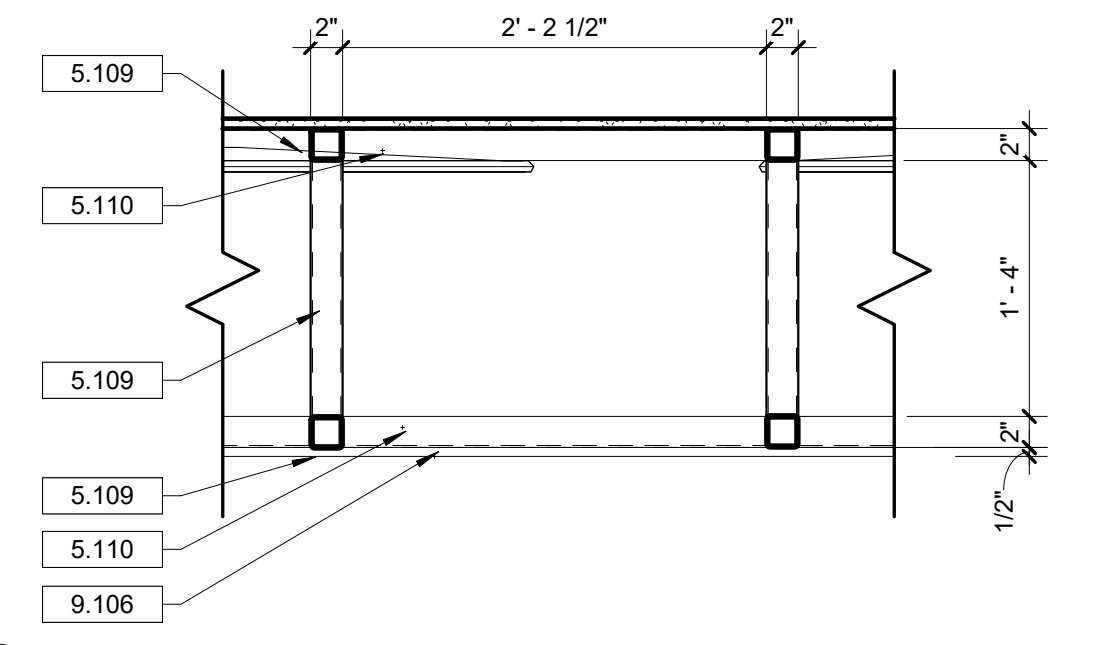


7 DETAIL @ TYPICAL BAR SECTION  
A3.2 1" = 1'-0"

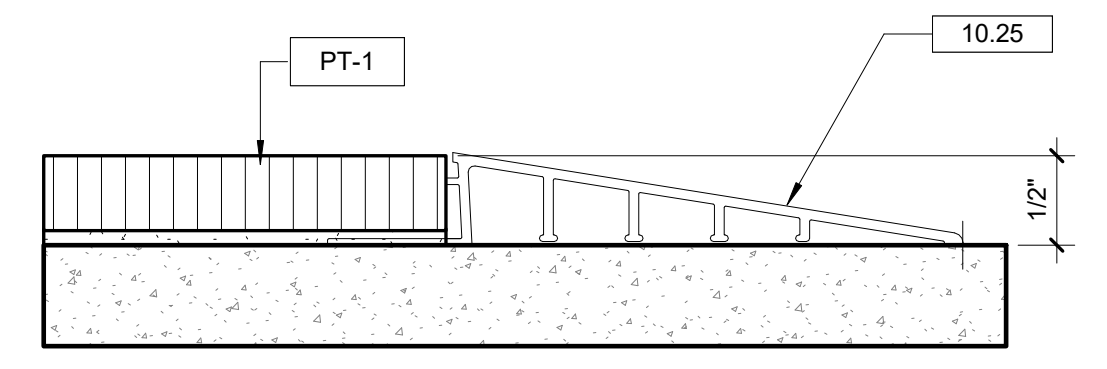


9 DETAIL @ BACK BAR SECTION  
A3.2 1" = 1'-0"

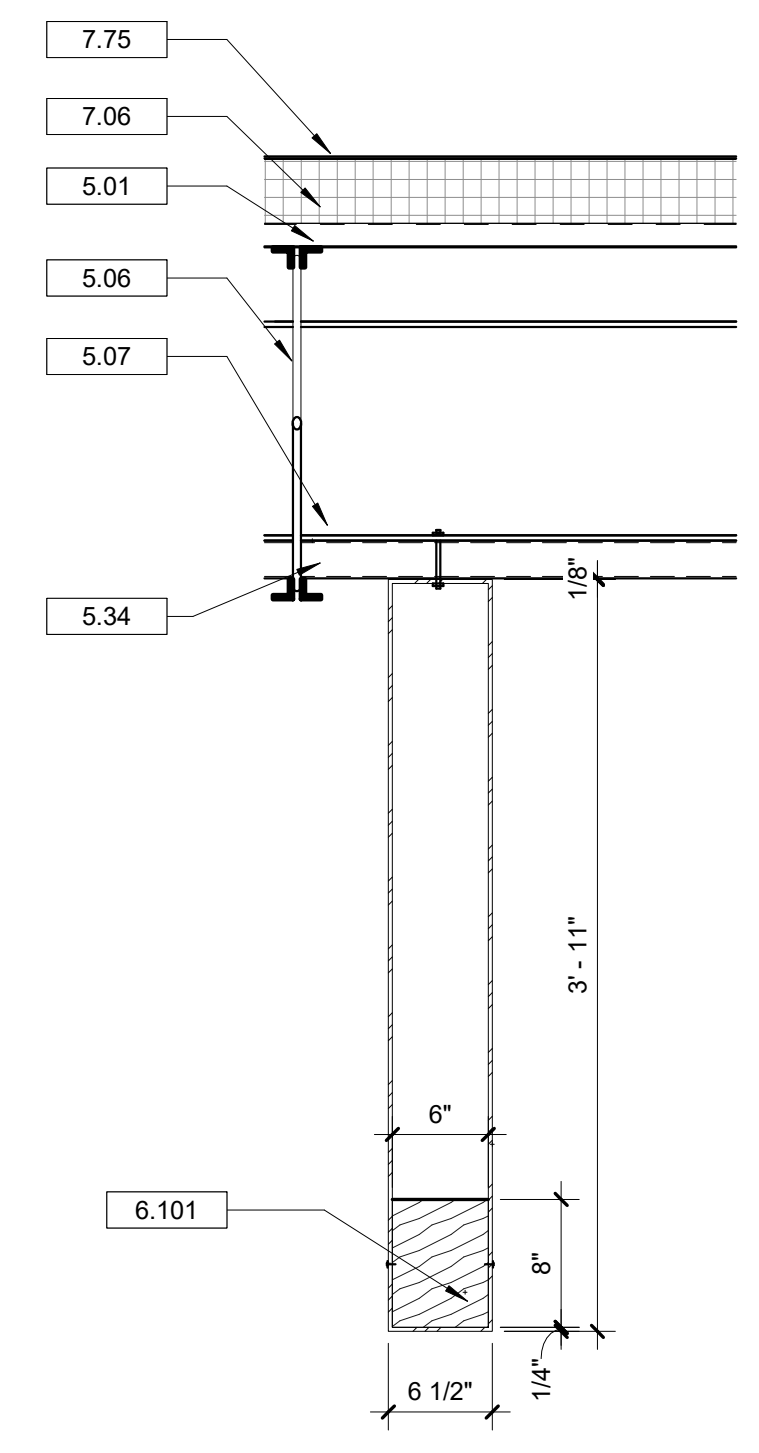
- ### DRAWING NOTES
- 3.13 REINFORCED CONCRETE SLAB ON GRADE. REFER TO STRUCTURAL DRAWINGS.
  - 3.26 CONCRETE CURB.
  - 5.01 METAL ROOF DECKING. REFER TO STRUCTURAL DRAWINGS.
  - 5.06 K-SERIES BAR JOIST. REFER TO STRUCTURAL DRAWINGS.
  - 5.07 STRUCTURAL FRAMING. REFER TO STRUCTURAL DRAWINGS.
  - 5.34 METAL ANGLE. REFER TO STRUCTURAL DRAWINGS.
  - 5.106 STAINLESS STEEL DRAIN BOARD. REFER TO FOOD SERVICE DRAWINGS.
  - 5.107 2X2 ACCESSIBLE BAR TOP SUPPORT ANGLE AT EACH END OF TOP. SECURE TO WALL FRAMING. EASE BOTTOM CORNER AT EDGE.
  - 5.108 CONTINUOUS 2X2 ACCESSIBLE BAR TOP SUPPORT ANGLE.
  - 5.109 2" X 2" TUBE STEEL.
  - 5.110 2" X 2" STEEL ANGLE.
  - 6.02 PRESSURE TREATED BLOCKING AS REQUIRED.
  - 6.19 SHEATHING. REFER TO STRUCTURAL DRAWINGS.
  - 6.22 3/4 INCH PLYWOOD.
  - 6.101 WOOD FAUX BEAMS ABOVE BAR SECURED WITH METAL STRAPS.
  - 7.06 RIGID INSULATION. REFER TO SPECIFICATIONS FOR MINIMUM R-VALUES.
  - 7.64 SEALANT. CONTINUOUS. REFER TO SPECIFICATIONS.
  - 7.75 ROOF MEMBRANE OVER R-25 OR GREATER RIGID INSULATION. 60 MIL TPO FULLY ADHERED MEMBRANE WITH 20 YEAR WARRANTY. COLOR: WHITE. GAF EVERGUARD EXTREME OR EQUAL.
  - 9.03 6 INCH METAL STUD FRAMING SYSTEM.
  - 9.14 5/8" DENSSHIELD GLASS-MAT GYPSUM BACKER BOARD
  - 9.16 SCHEDULED WALL TILE.
  - 9.18 SCHEDULED PORCELAIN FLOOR TILE.
  - 9.19 SCHEDULED QUARRY FLOOR TILE.
  - 9.32 J BEAD TRIM.
  - 9.102 GRANITE COUNTERTOP. REFER TO A12.1 FINISH SCHEDULE.
  - 9.103 GRANITE APRON WITH MITRED EDGE.
  - 9.104 SCHEDULED QUARRY TILE BASE.
  - 9.105 FIBER REINFORCED PANELING. REFER TO FINISH SCHEDULE.
  - 9.106 3/8" TEMPERED GLASS SHELVING.
  - 10.25 SCHLUTER - RENO - RAMP 1/2" TALL TRANSITION STRIP.



10 PLAN DETAIL @ BACK BAR  
A3.2 1" = 1'-0"




11 TILE TRANSITION  
A3.2 1/2" = 1'-0"



8 DETAIL @ TYPICAL BAR BEAM  
A3.2 1" = 1'-0"

Seal



**DP3**  
ARCHITECTS

DP3 Architects, Ltd.  
15 South Main Street, Suite 400  
Greenville, SC 29601  
864.232.8200  
www.DP3architects.com

Project

MARIACHIS  
RESTAURANT  
LANCASTER, SC

Project Number 23213  
Drawn By ALT  
Checked By KMW  
Date 05 AUG. 24

Revisions

Drawing

ENLARGED BAR  
PLAN

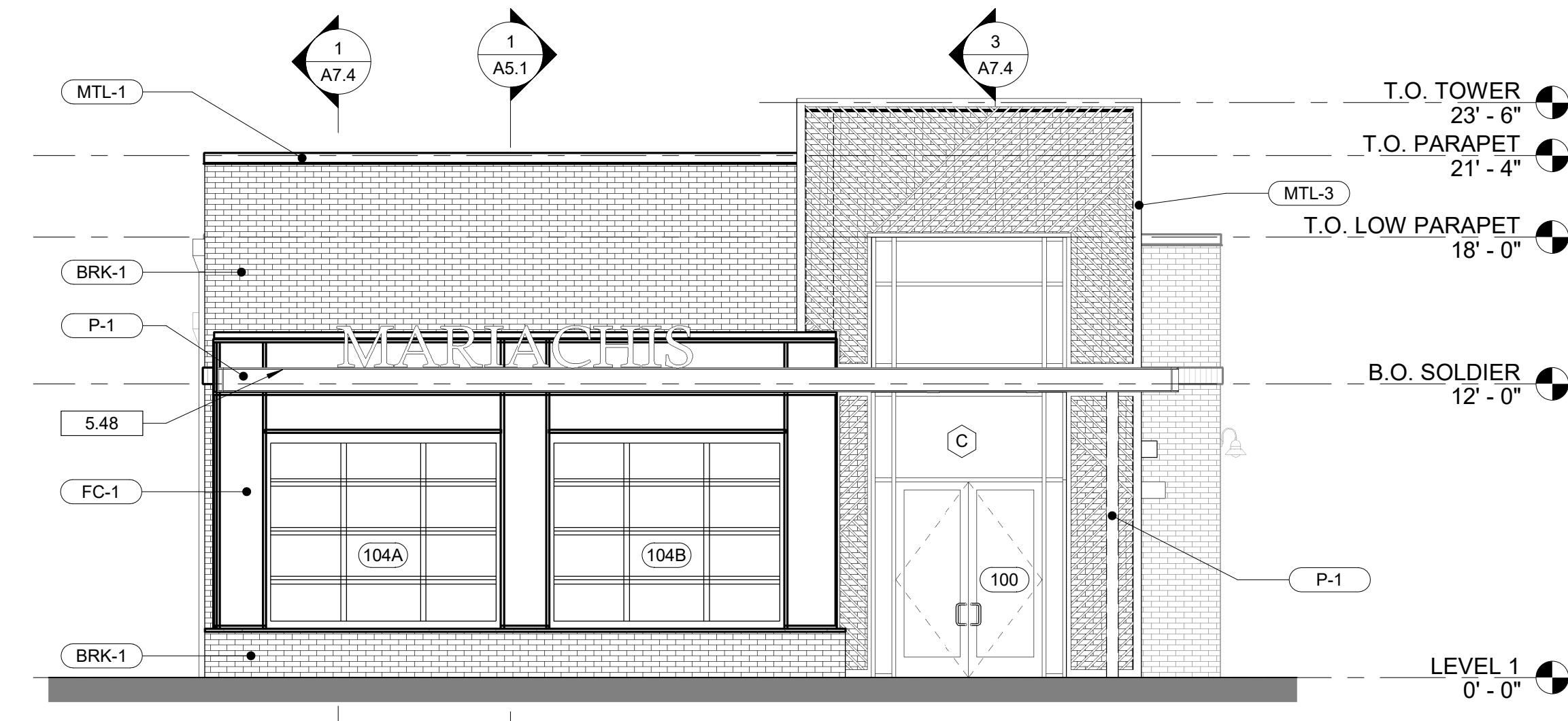
**A3.2**

**EXTERIOR FINISH SCHEDULE**

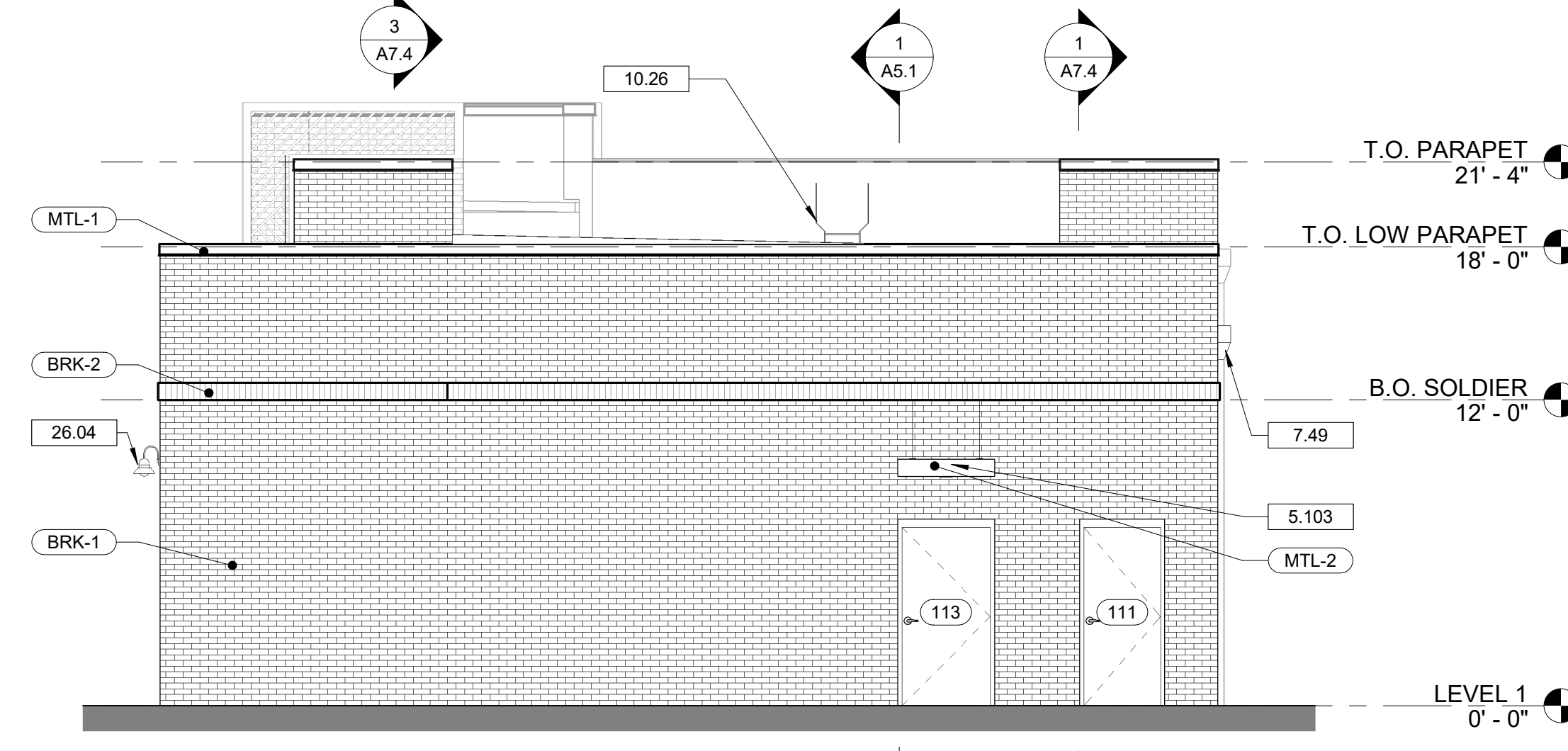
TAG	MANUFACTURER	STYLE	DESCRIPTION	COMMENTS
BRK-1	GLEN-GERY		BRICK RUNNING BOND	OR EQUAL
BRK-2	GLEN-GERY		BRICK SOLDIER COURSE	OR EQUAL
FC-1	JAMES HARDIE	TBD	FIBER CEMENT PANEL	OR EQUAL
MTL-1	CENTRYGARD	DARK BRONZE	BRAKEMETAL	OR EQUAL
MTL-2	AWNEX	DARK BRONZE	PREFINISHED ALUMINUM CANOPY	COLORADO SYSTEM
MTL-3	SEAS	TBD	CUSTOM ALUMINUM SCREEN	
P-1	SHERWIN WILLIAMS	EXTERIOR PAINT	TBD	
PC-1	TBD		PRECAST CONCRETE	
PT-3	CROSSVILLE STUDIOS	FORM 8" X 8"	EXTERIOR WALL TILE, COLOR: SAND BAROQUE DECO	

**DRAWING NOTES**

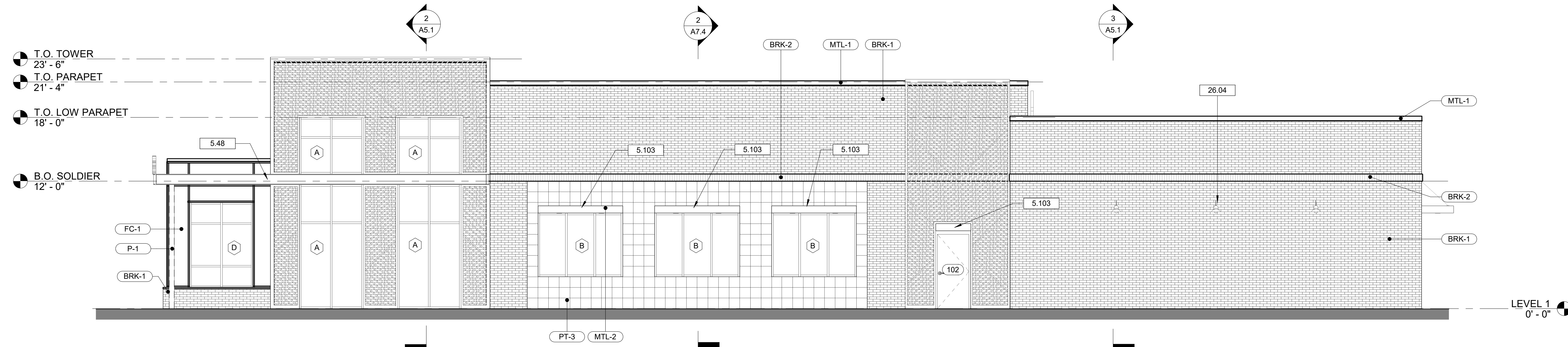
- 5.48 C-CHANNEL REFER TO STRUCTURAL.
- 5.103 PREFINISHED ALUMINUM CANOPY SYSTEM WITH INTEGRATED GUTTER. BASIS OF DESIGN: AWNEX COLORADO CANOPY SYSTEM, FLAT SOFFIT, 8" SMOOTH FASCIA, RECESSED DOWN-LIGHTNING PRE-INSTALLED.
- 7.49 PREFINISHED METAL DOWNSPOUT. REFER TO SPECIFICATIONS FOR TYPE, SIZE AND PROFILE.
- 7.50 PREFINISHED ALUMINUM DOWNSPOUT. REFER TO SPECIFICATIONS FOR TYPE, SIZE AND PROFILE.
- 10.26 METAL ROOF LADDER
- 26.04 LIGHT FIXTURE REFER TO ELECTRICAL LIGHT FIXTURE SCHEDULE.



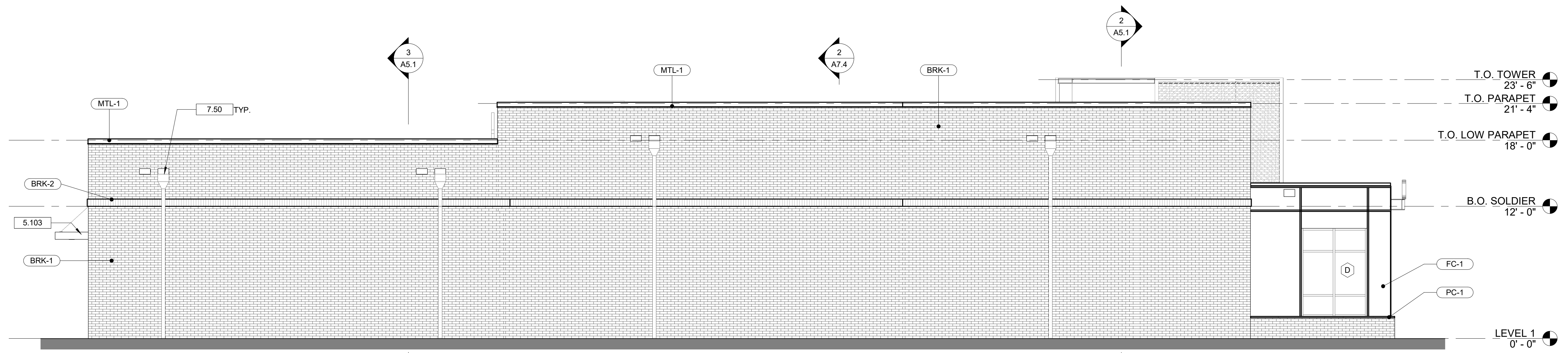
**1 NORTH ELEVATION**  
A4.1 3/16" = 1'-0"



**2 SOUTH ELEVATION**  
A4.1 3/16" = 1'-0"




**3 WEST ELEVATION**  
A4.1 3/16" = 1'-0"



**4 EAST ELEVATION**  
A4.1 3/16" = 1'-0"

Seal



**DP3**  
ARCHITECTS

DP3 Architects, Ltd.  
15 South Main Street, Suite 400  
Greenville, SC 29601  
864.232.8200  
www.DP3architects.com

Project

**MARIACHIS**  
RESTAURANT  
LANCASTER, SC

Project Number 23213  
Drawn By MO  
Checked By KMW  
Date 05 AUG. 24

Revisions

Drawing

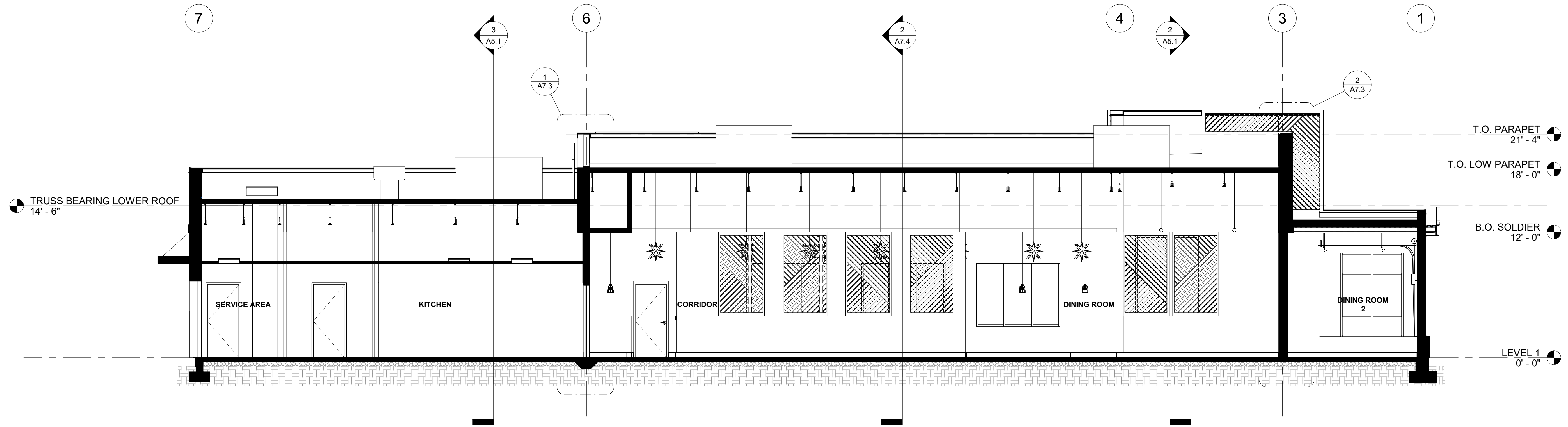
**EXTERIOR**  
ELEVATIONS

**A4.1**

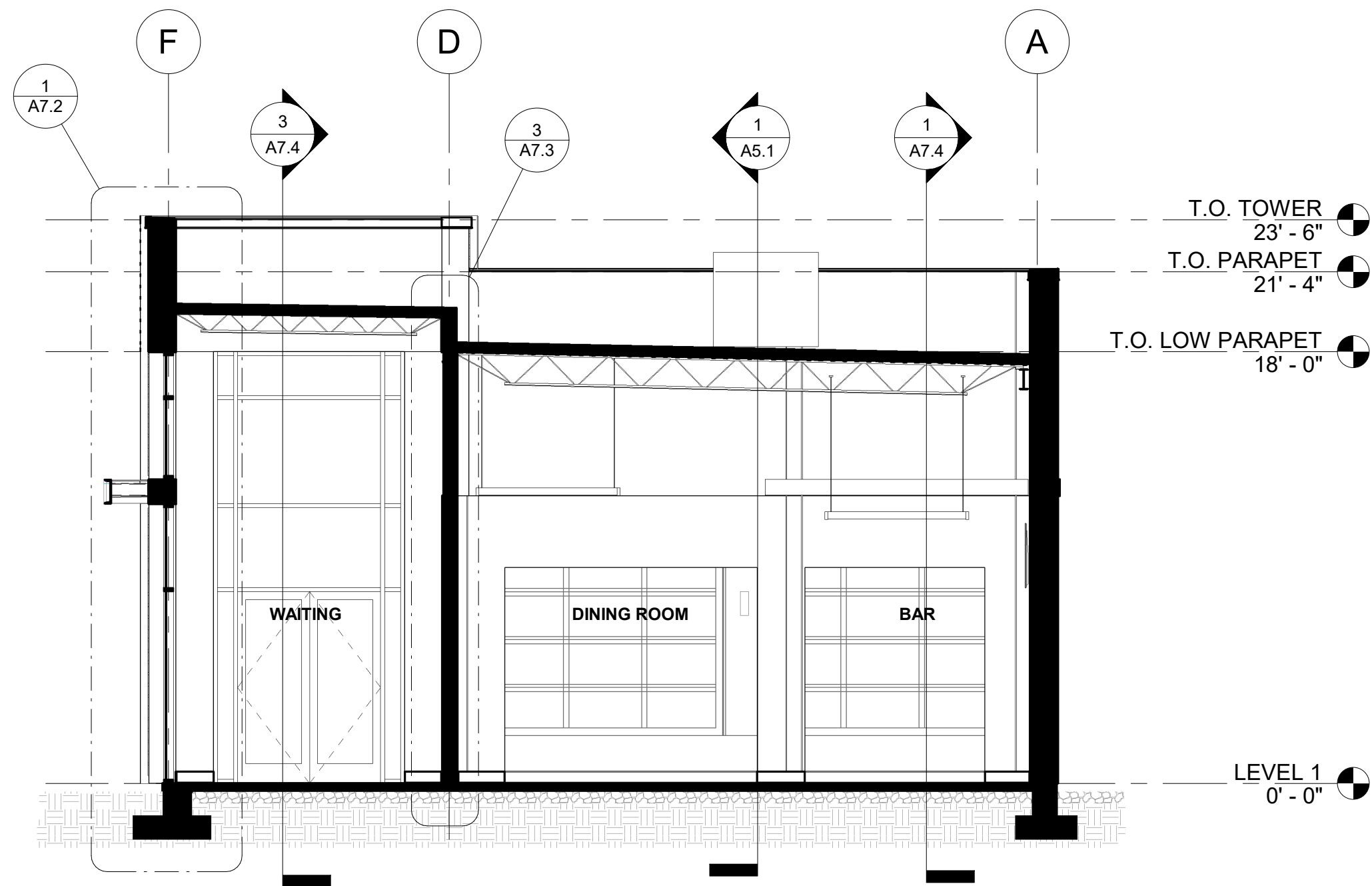
Copyright : These Drawings are the property of DP3 Architects, Ltd., and reuse on any other project without written permission will result in legal action.



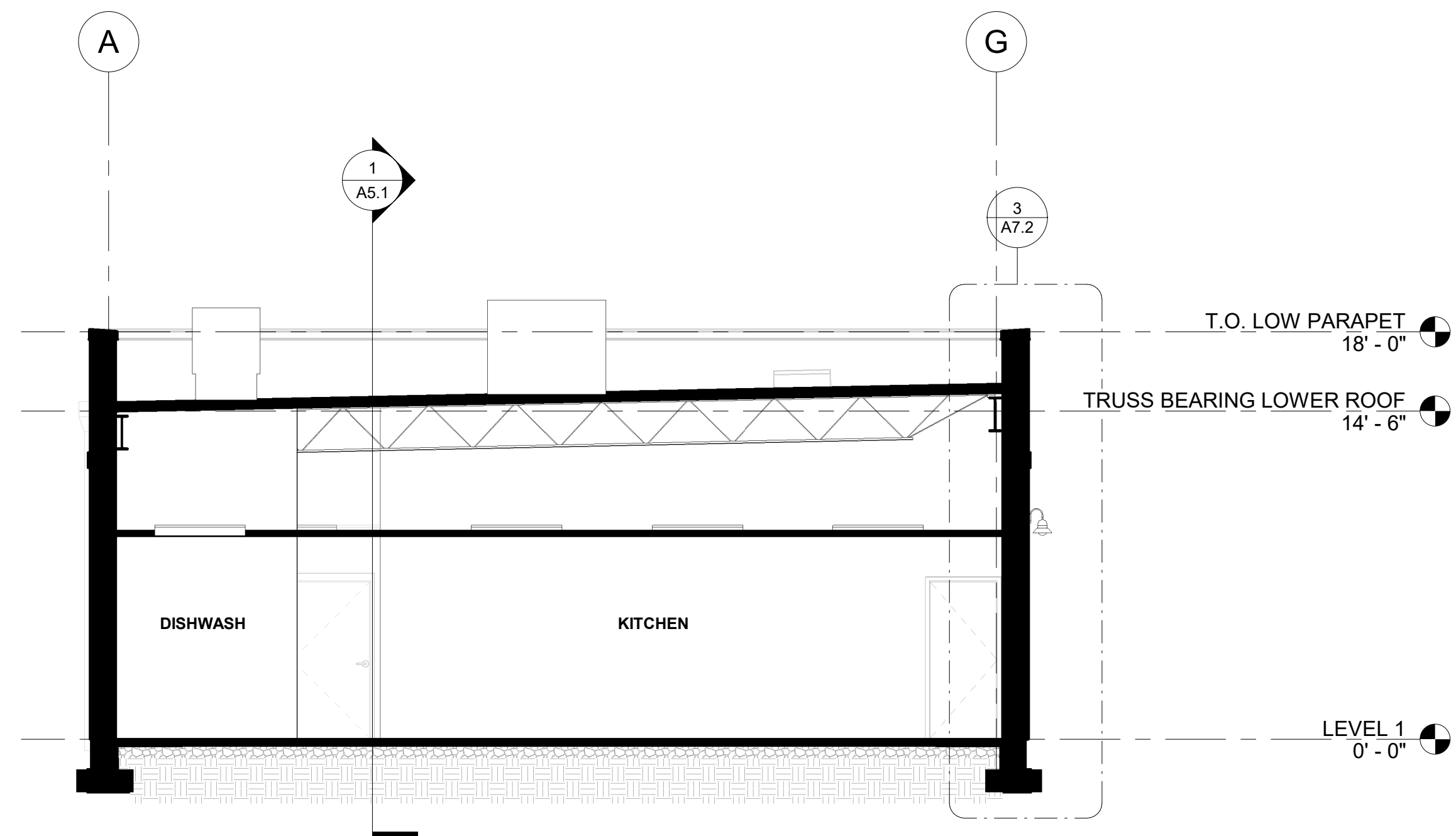
Copyright : These Drawings are the property of DP3 Architects, Ltd., and reuse on any other project without written permission will result in legal action.



1 SECTION 1  
A5.1 3/16" = 1'-0"




2 SECTION 2  
A5.1 3/16" = 1'-0"



3 SECTION 3  
A5.1 3/16" = 1'-0"

Seal



**DP3**  
ARCHITECTS

DP3 Architects, Ltd.  
15 South Main Street, Suite 400  
Greenville, SC 29601  
864.232.8200  
www.DP3architects.com

Project

MARIACHIS  
RESTAURANT  
LANCASTER, SC

Project Number 23213  
Drawn By MO  
Checked By KMW  
Date 05 AUG. 24

Revisions

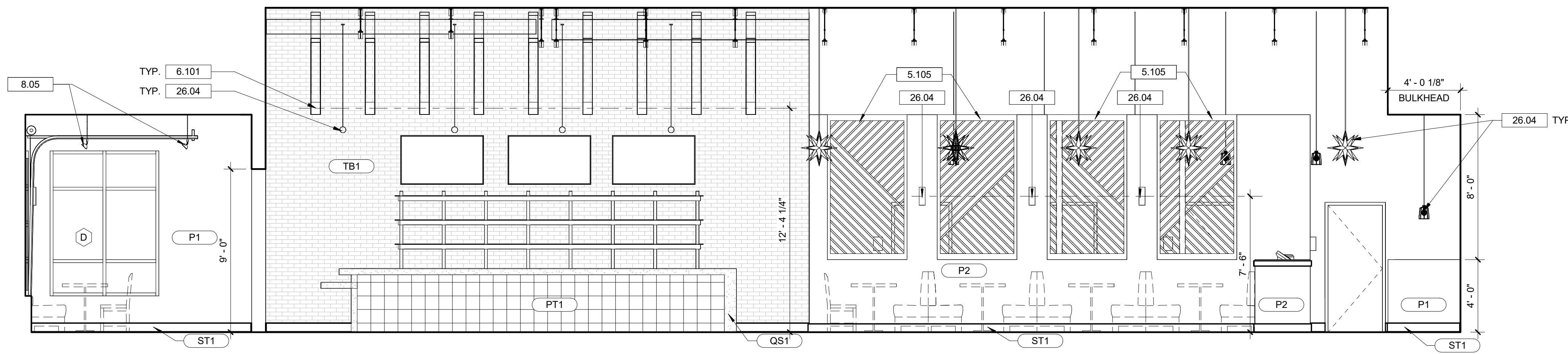
Drawing

BUILDING SECTIONS

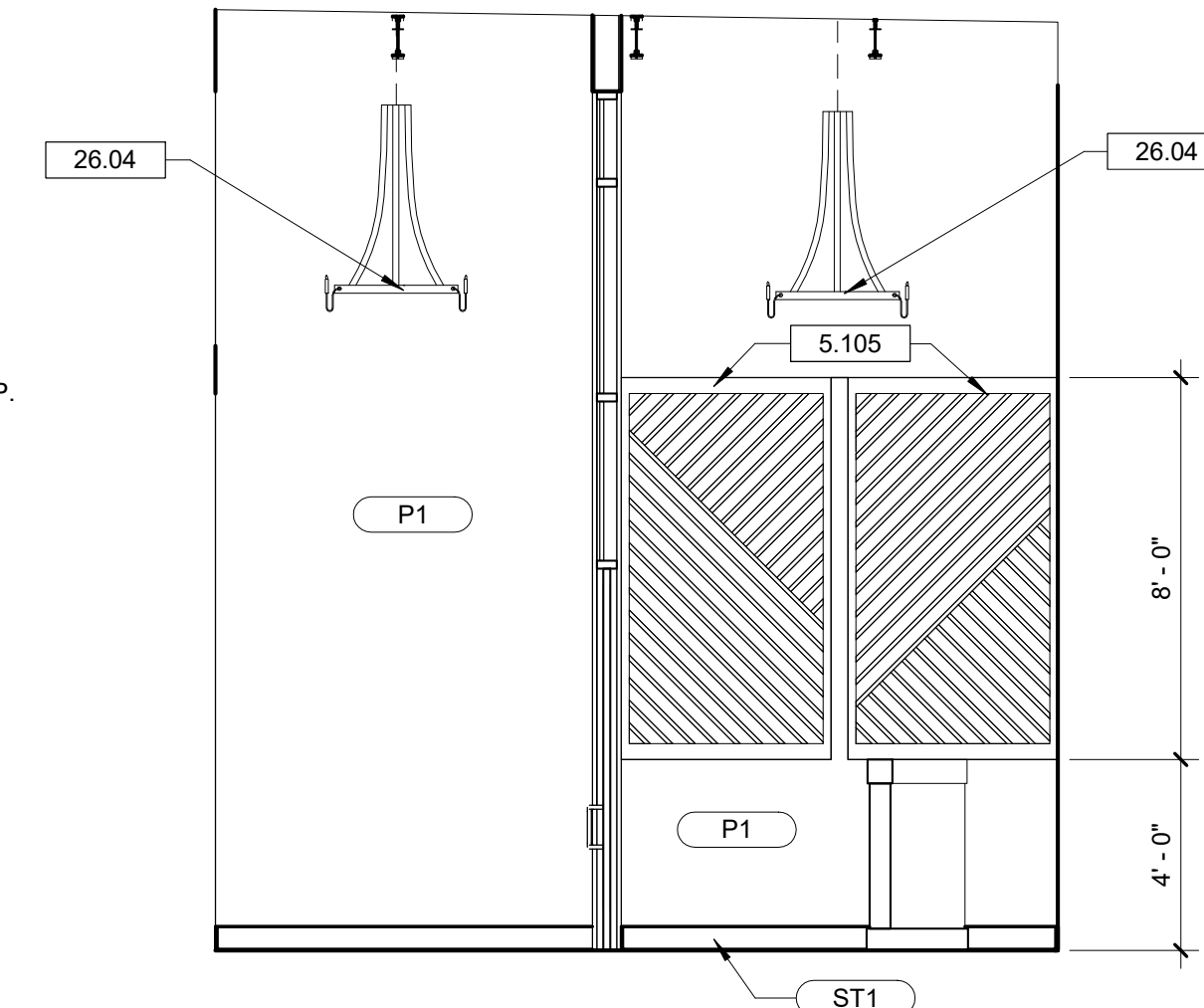
A5.1

**DRAWING NOTES**

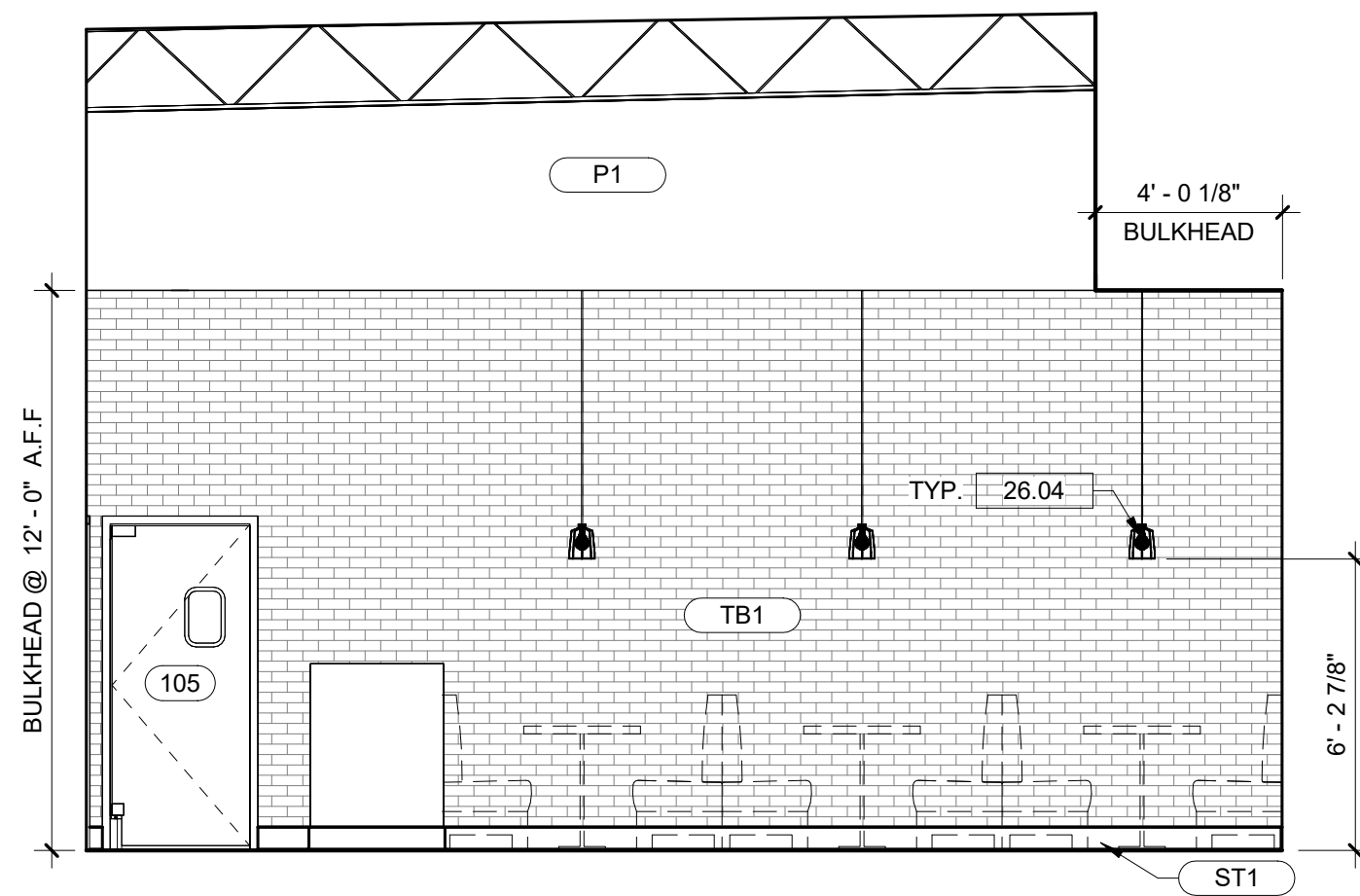
- 5.105 CUSTOM ALUMINUM SCREEN SYSTEM. REFER TO A6.2 FOR DETAILS.
- 6.101 WOOD FAUX BEAMS ABOVE BAR SECURED WITH METAL STRAPS.
- 8.05 TRACK FOR OVERHEAD DOOR. SUSPEND FROM STRUCTURE ABOVE WITH ALL-THREAD JUST BELOW GARAGE DOOR WHEN FULLY OPENED.
- 26.04 LIGHT FIXTURE. REFER TO ELECTRICAL LIGHT FIXTURE SCHEDULE.



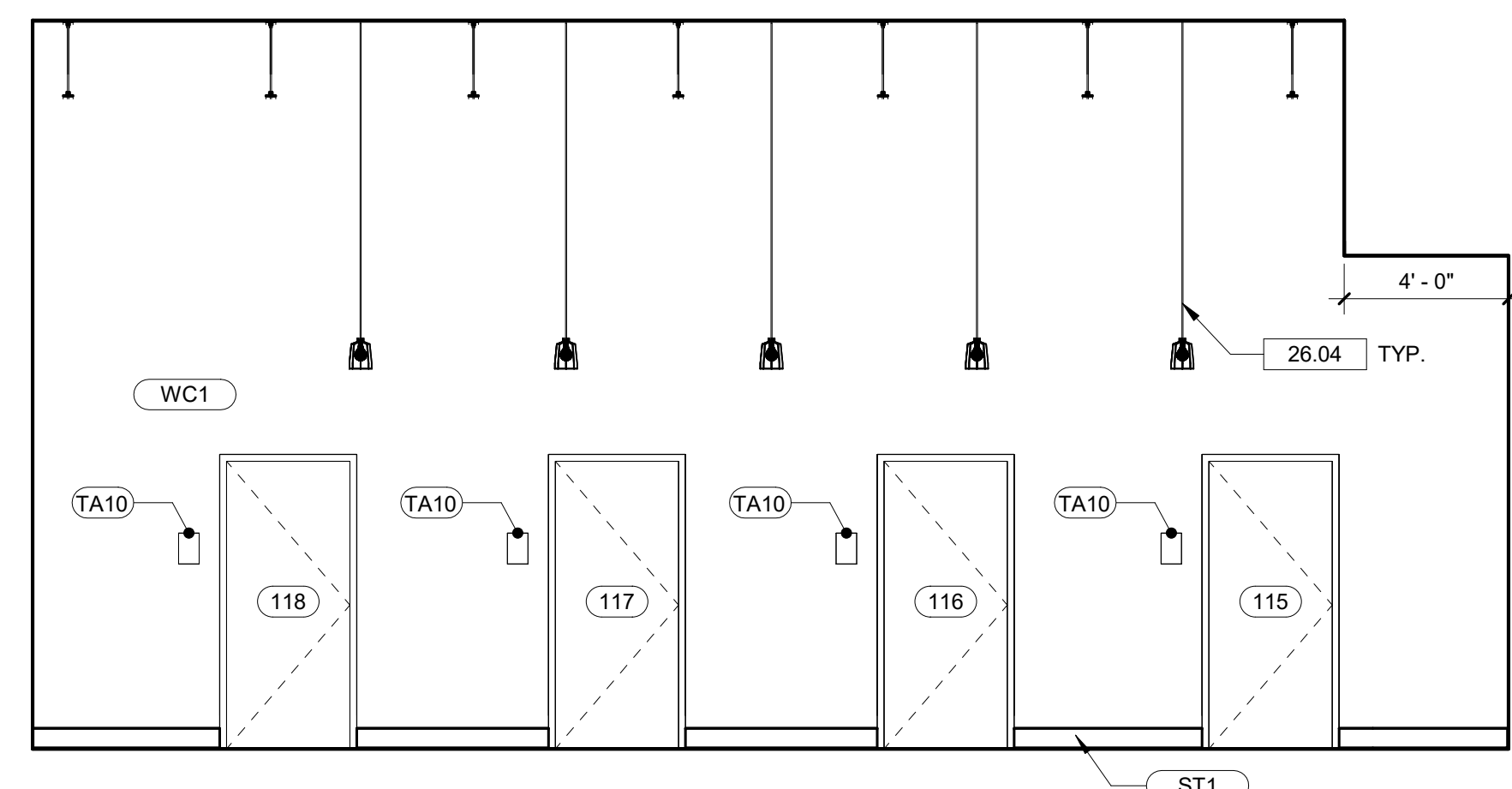
**1 DINING ROOM - NORTH ELEVATION**  
A6.1 1/4" = 1'-0"



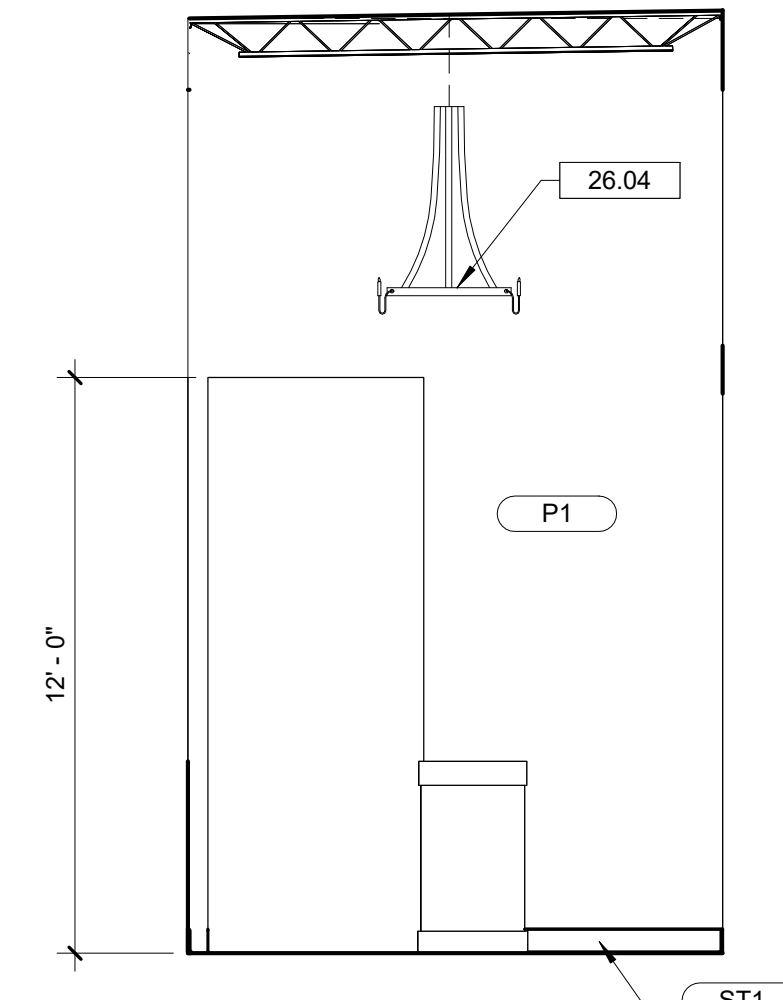
**7 TOWER - NORTH ELEVATION**  
A6.1 1/4" = 1'-0"



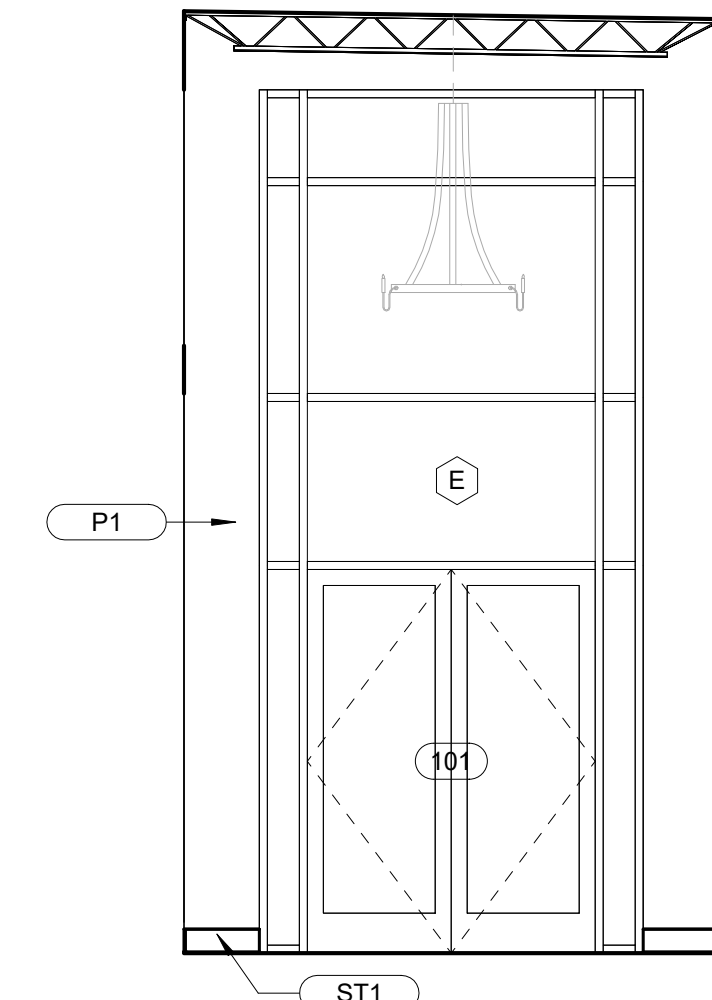
**2 DINING ROOM - EAST ELEVATION**  
A6.1 1/4" = 1'-0"



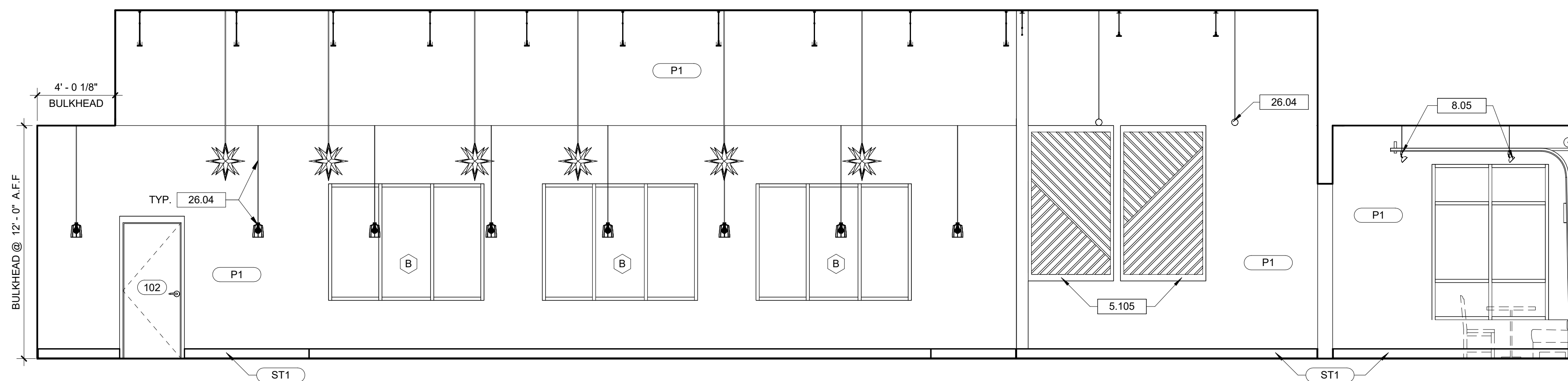
**4 CORRIDOR - NORTH ELEVATION**  
A6.1 1/4" = 1'-0"



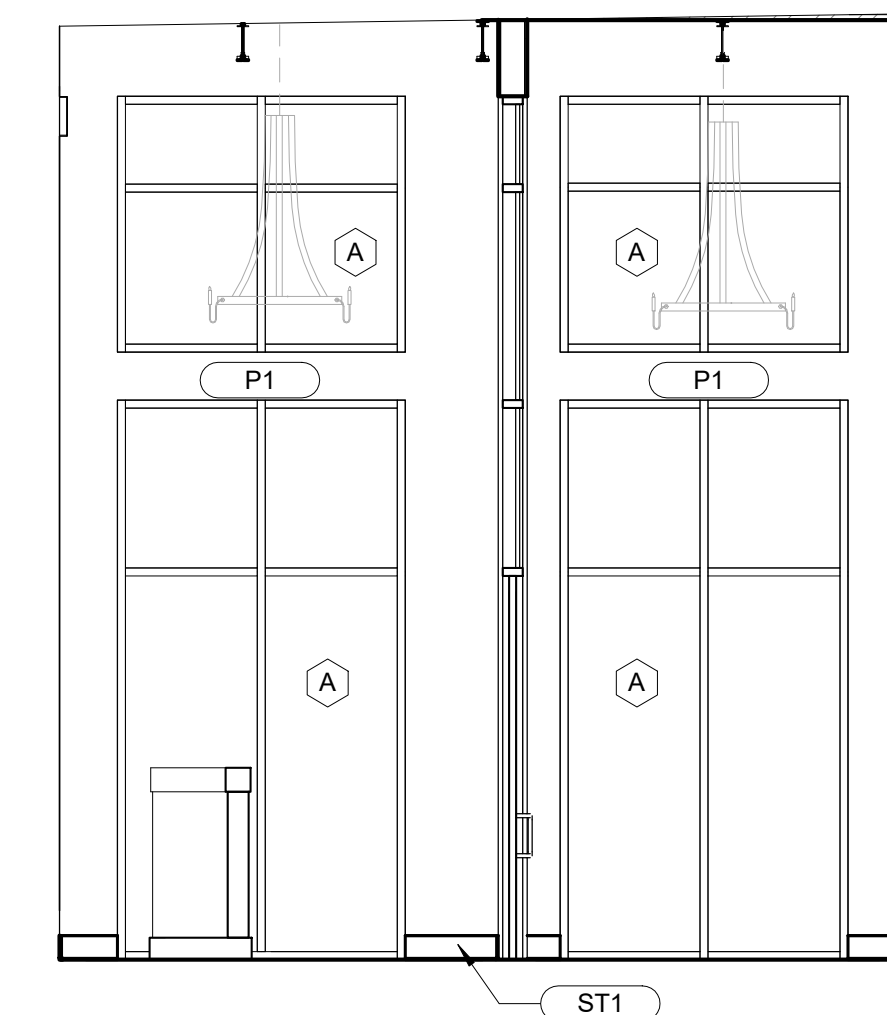
**6 TOWER - EAST ELEVATION**  
A6.1 1/4" = 1'-0"



**9 TOWER - WEST ELEVATION**  
A6.1 1/4" = 1'-0"




**5 DINING ROOM - SOUTH ELEVATION**  
A6.1 1/4" = 1'-0"



**8 TOWER - SOUTH ELEVATION**  
A6.1 1/4" = 1'-0"

Seal



**DP3**  
ARCHITECTS

DP3 Architects, Ltd.  
15 South Main Street, Suite 400  
Greenville, SC 29601  
864.232.8200  
www.DP3architects.com

Project

**MARIACHIS**  
RESTAURANT  
LANCASTER, SC

Project Number 23213  
Drawn By MO  
Checked By KMW  
Date 05 AUG. 24

Revisions

Drawing

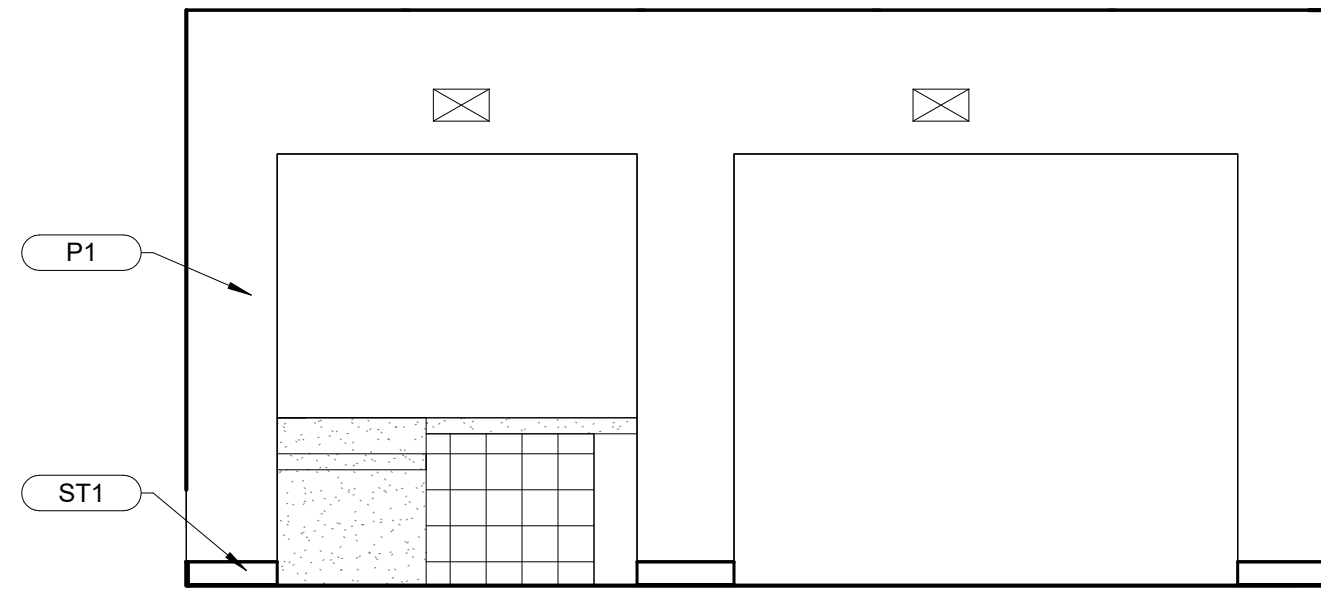
**INTERIOR**  
ELEVATIONS

**A6.1**

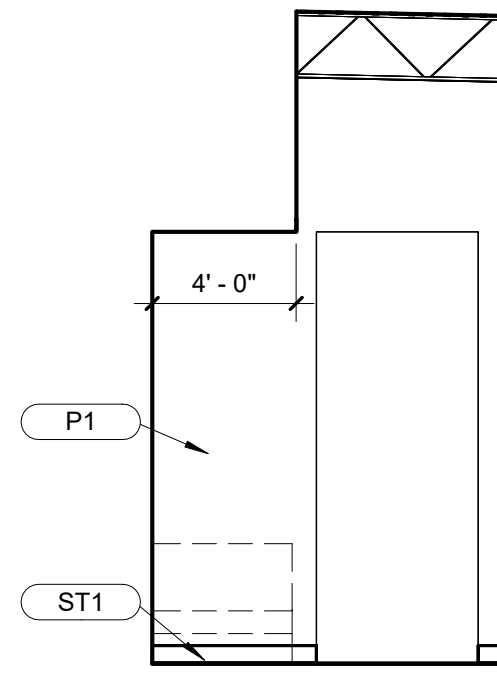
Copyright : These Drawings are the property of DP3 Architects, Ltd., and reuse on any other project without written permission will result in legal action.

**DRAWING NOTES**

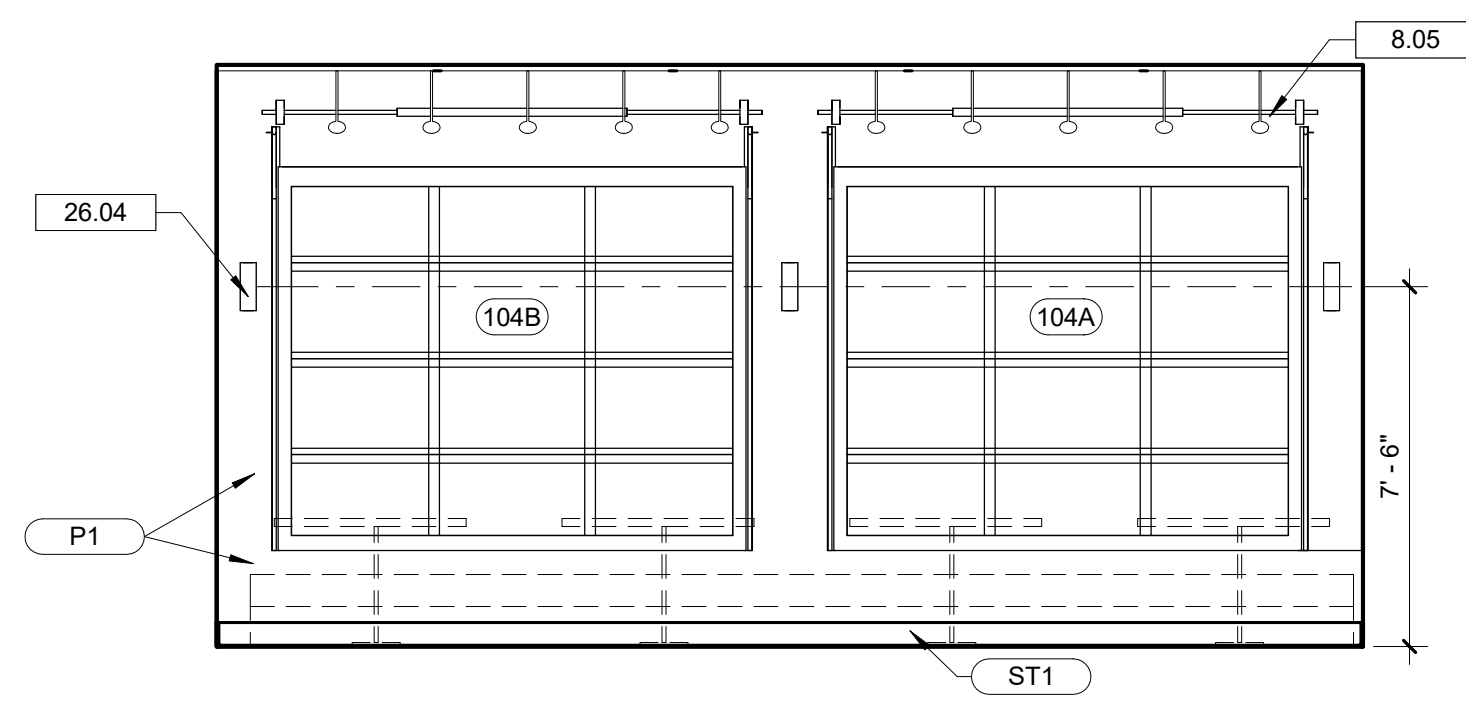
- 6.101 WOOD FAUX BEAMS ABOVE BAR SECURED WITH METAL STRAPS.
- 8.05 TRACK FOR OVERHEAD DOOR. SUSPEND FROM STRUCTURE ABOVE WITH ALL-THREAD JUST BELOW GARAGE DOOR WHEN FULLY OPENED.
- 26.04 LIGHT FIXTURE. REFER TO ELECTRICAL LIGHT FIXTURE SCHEDULE.



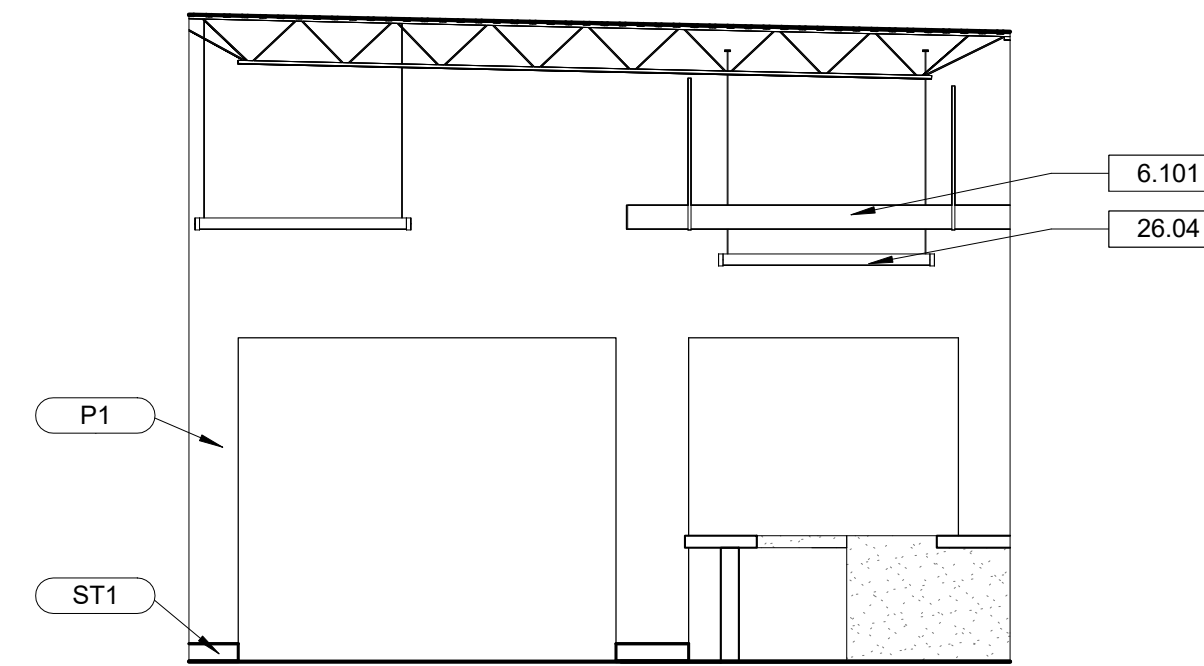
**1 DINING ROOM 2 - EAST ELEVATION**  
A6.2 1/4" = 1'-0"



**2 DINING ROOM - WEST ELEVATION TOWER**  
A6.2 3/16" = 1'-0"




**3 DINING ROOM 2 - WEST ELEVATION**  
A6.2 1/4" = 1'-0"



**4 DINING ROOM - WEST ELEVATION**  
A6.2 3/16" = 1'-0"

Seal



**DP3**  
ARCHITECTS

DP3 Architects, Ltd.  
15 South Main Street, Suite 400  
Greenville, SC 29601  
864.232.8200  
www.DP3architects.com

Project

**MARIACHIS**  
**RESTAURANT**  
**LANCASTER, SC**

Project Number 23213  
Drawn By MO  
Checked By KMW  
Date 05 AUG. 24

Revisions

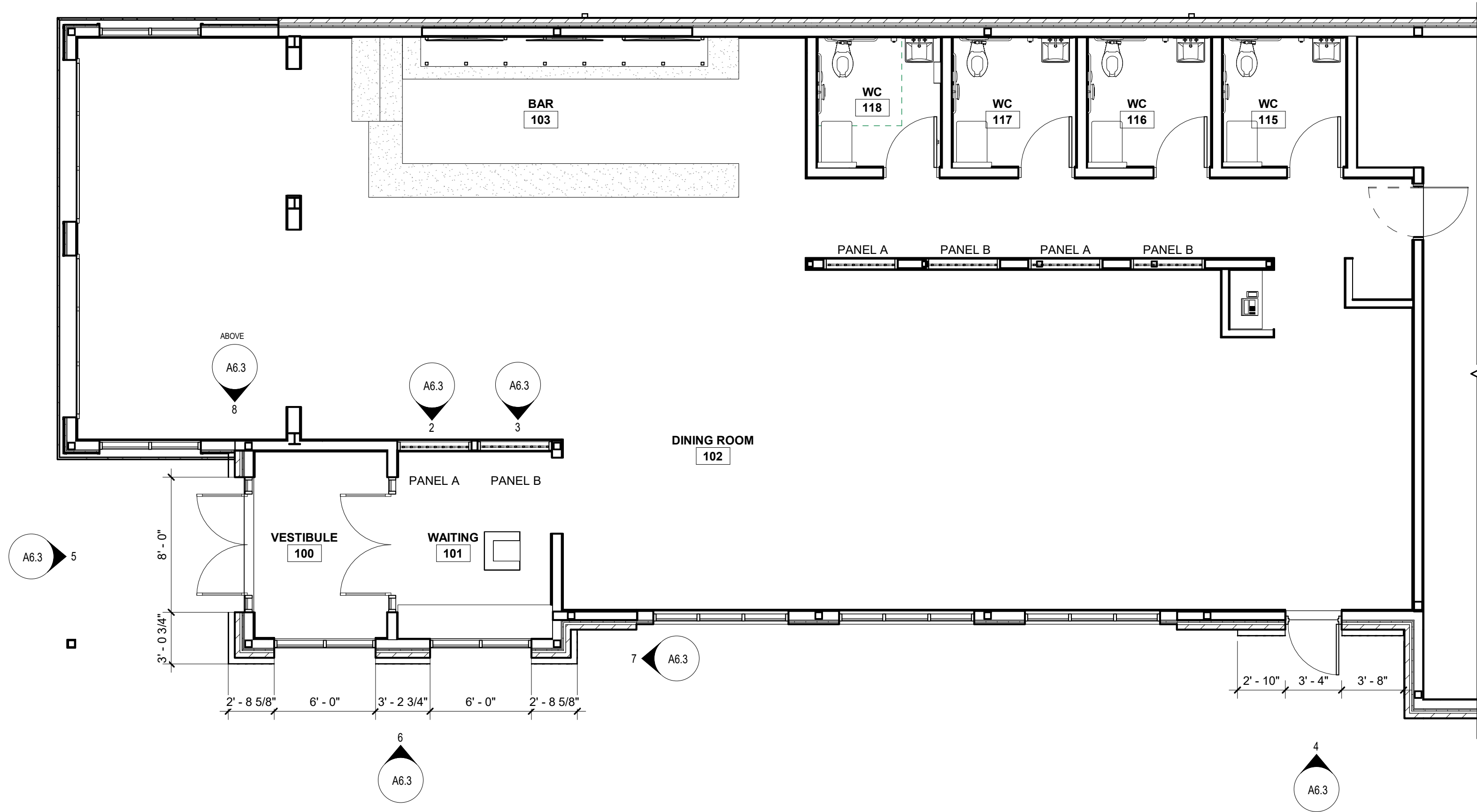
Drawing

**INTERIOR**  
**ELEVATIONS**

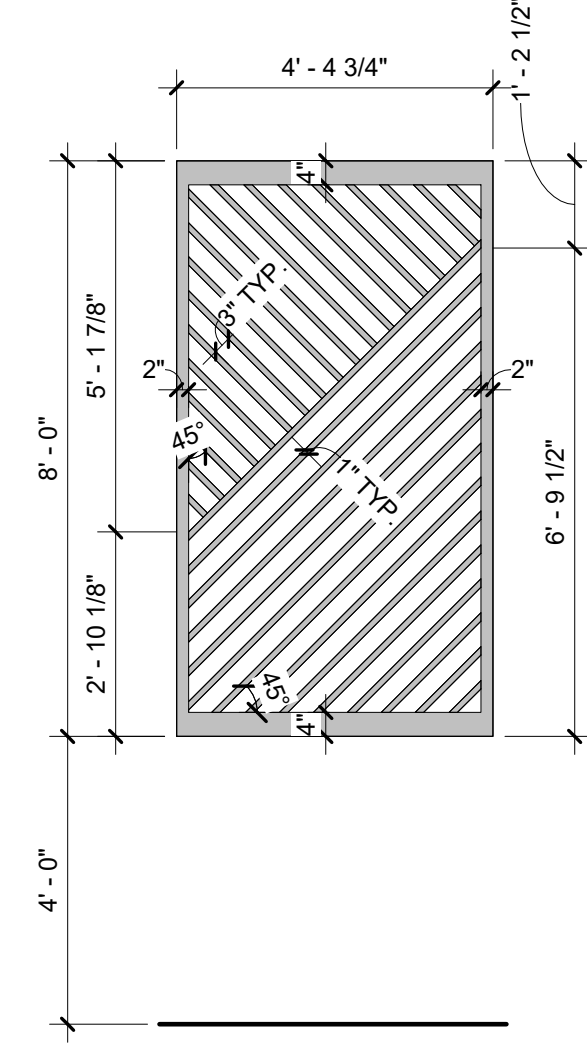
**A6.2**

Copyright : These Drawings are the property of DP3 Architects, Ltd., and reuse on any other project without written permission will result in legal action.

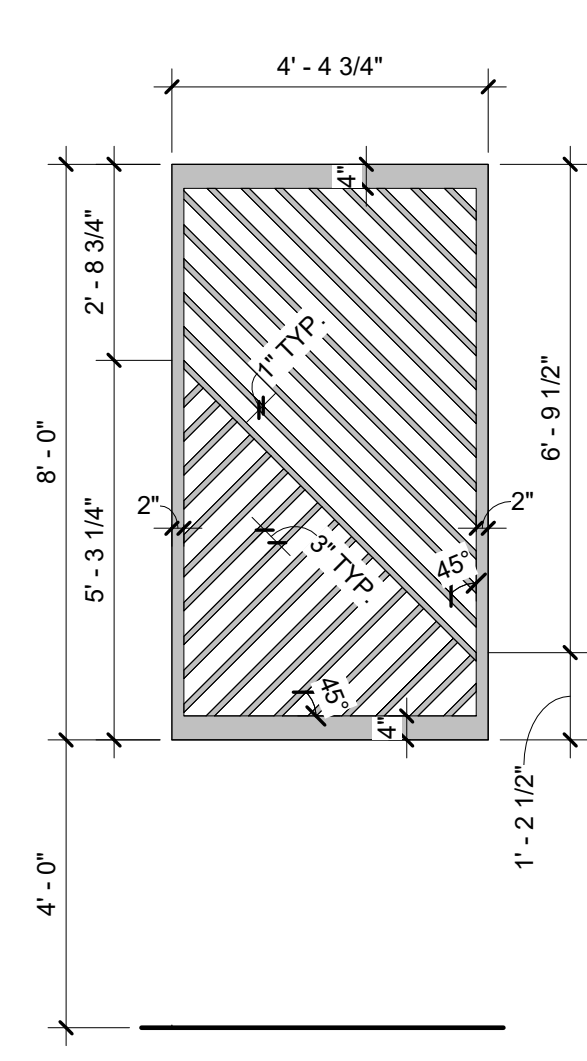
Copyright : These Drawings are the property of DP3 Architects, Ltd., and reuse on any other project without written permission will result in legal action.



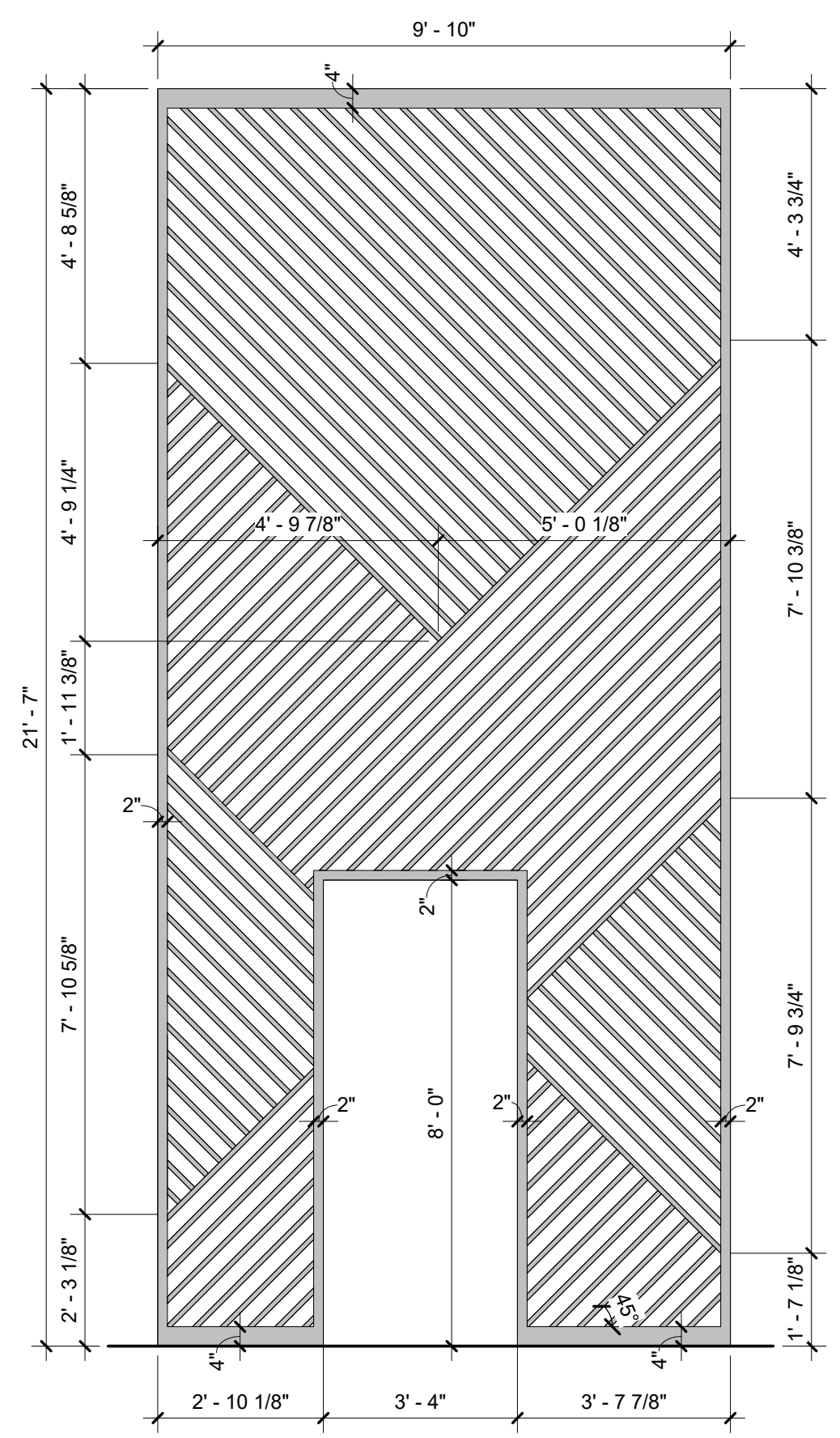
1 METAL PANEL - PLAN  
A6.3 3/16" = 1'-0"



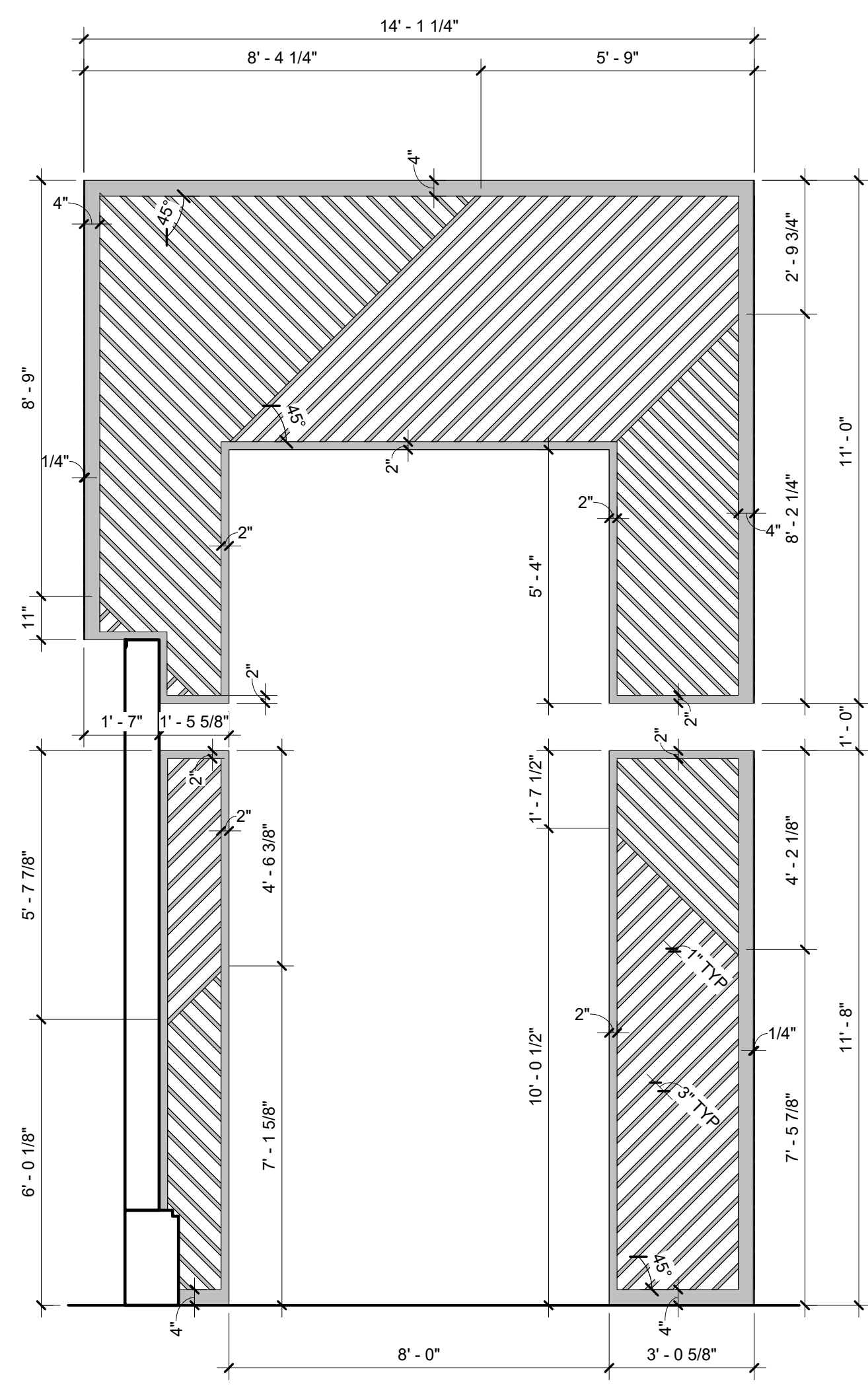
2 INTERIOR METAL PANEL A  
A6.3 3/8" = 1'-0"



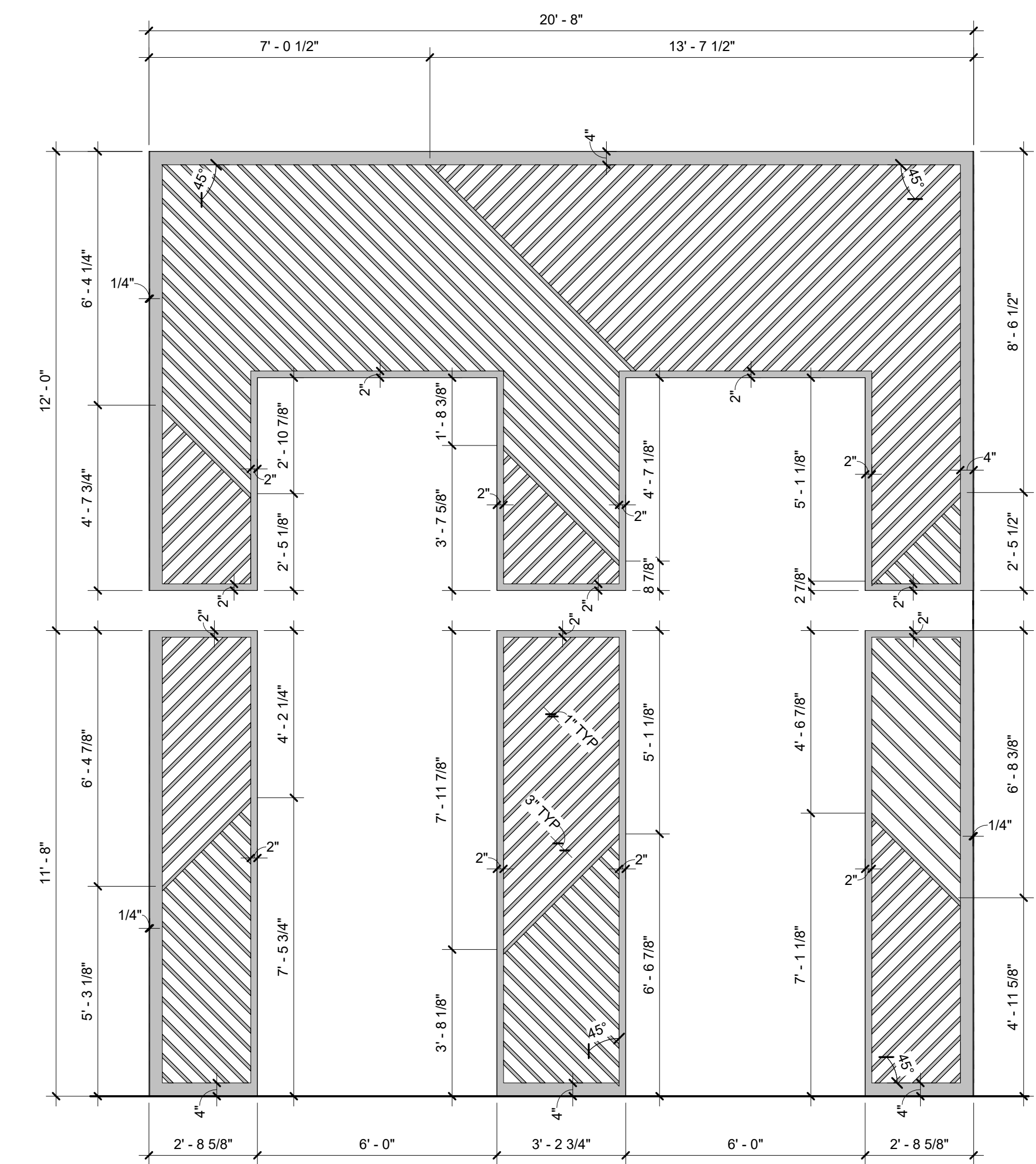
3 INTERIOR METAL PANEL B  
A6.3 3/8" = 1'-0"



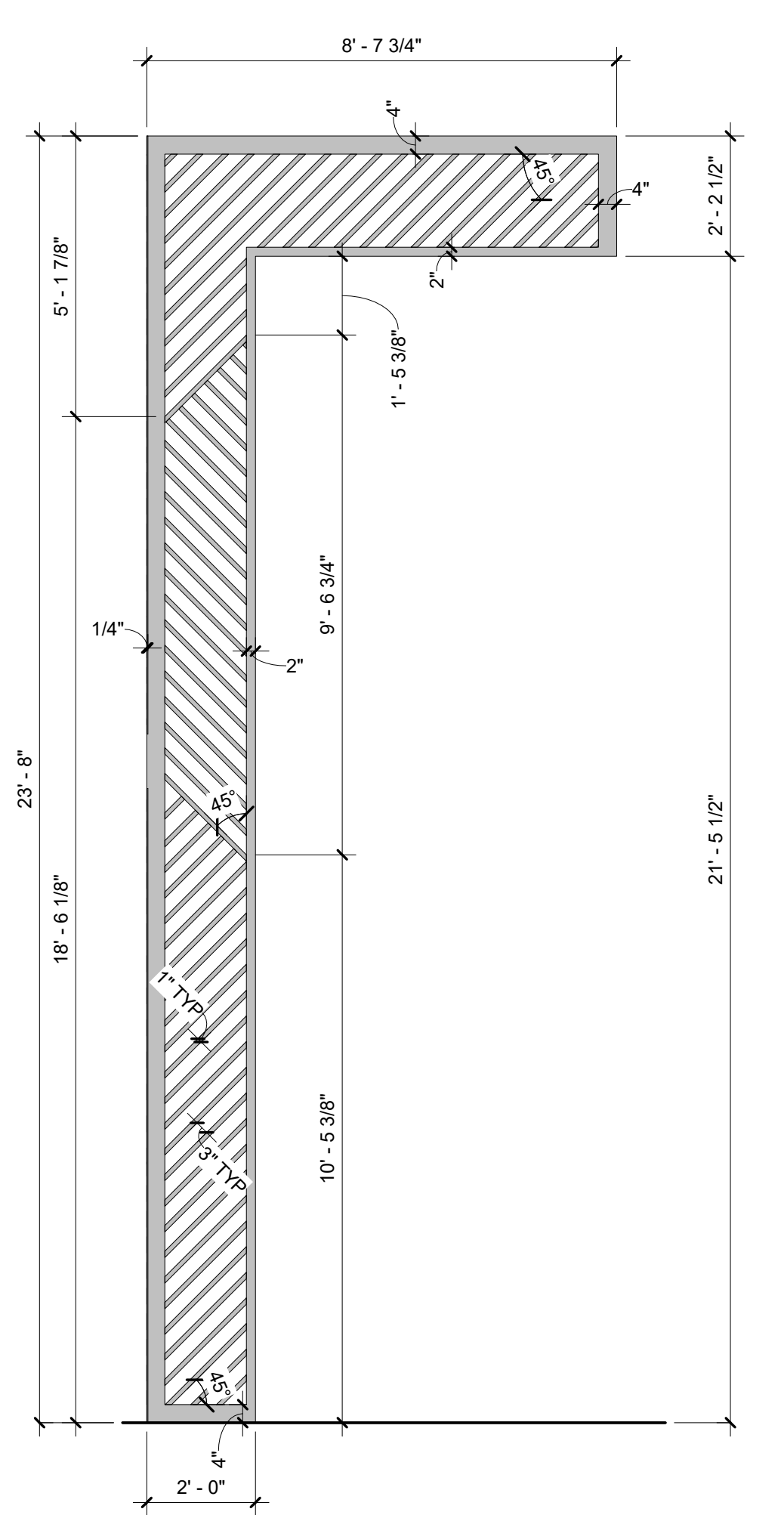
4 SIDE ENTRY METAL PANEL  
A6.3 3/8" = 1'-0"



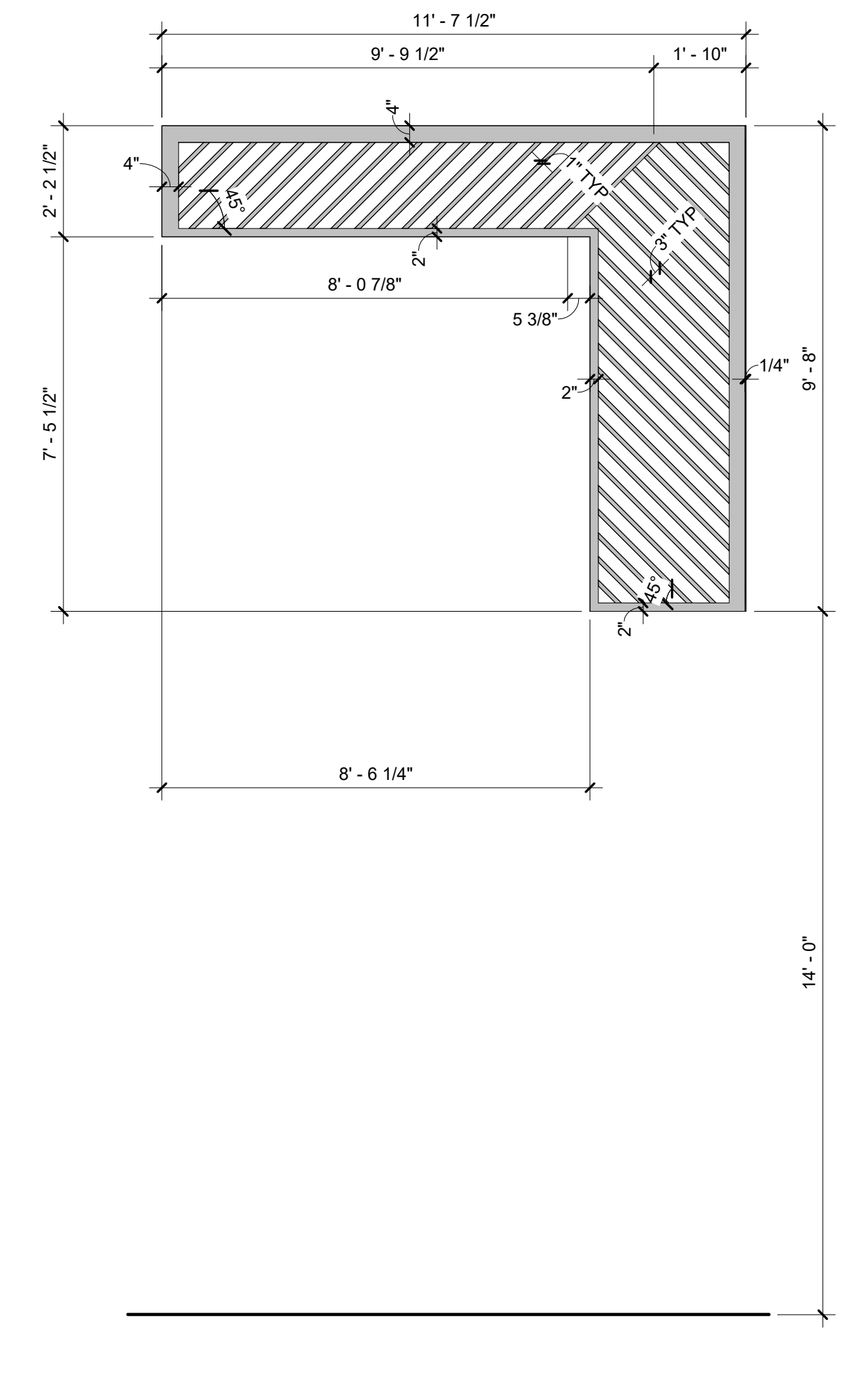
5 ENTRY TOWER METAL PANEL - NORTH  
A6.3 3/8" = 1'-0"



6 ENTRY TOWER METAL PANEL - WEST  
A6.3 3/8" = 1'-0"

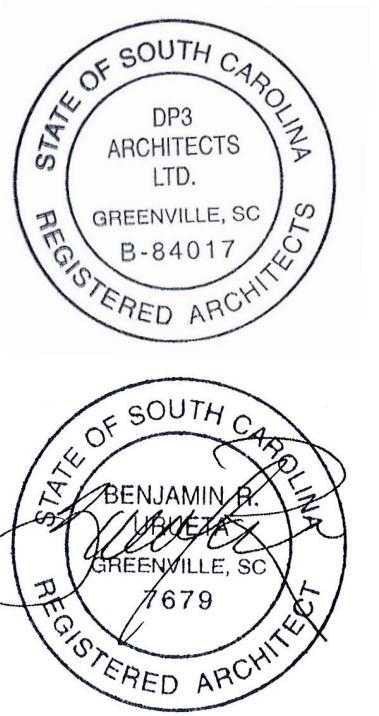


7 ENTRY TOWER METAL PANEL - SOUTH  
A6.3 3/8" = 1'-0"



8 ENTRY TOWER METAL PANEL - EAST  
A6.3 3/8" = 1'-0"

Seal



**DP3**  
ARCHITECTS

DP3 Architects, Ltd.  
15 South Main Street, Suite 400  
Greenville, SC 29601  
864.232.8200  
www.DP3architects.com

Project

MARIACHIS  
RESTAURANT  
LANCASTER, SC

Project Number 23213  
Drawn By ALT  
Checked By KMW  
Date 05 AUG. 24

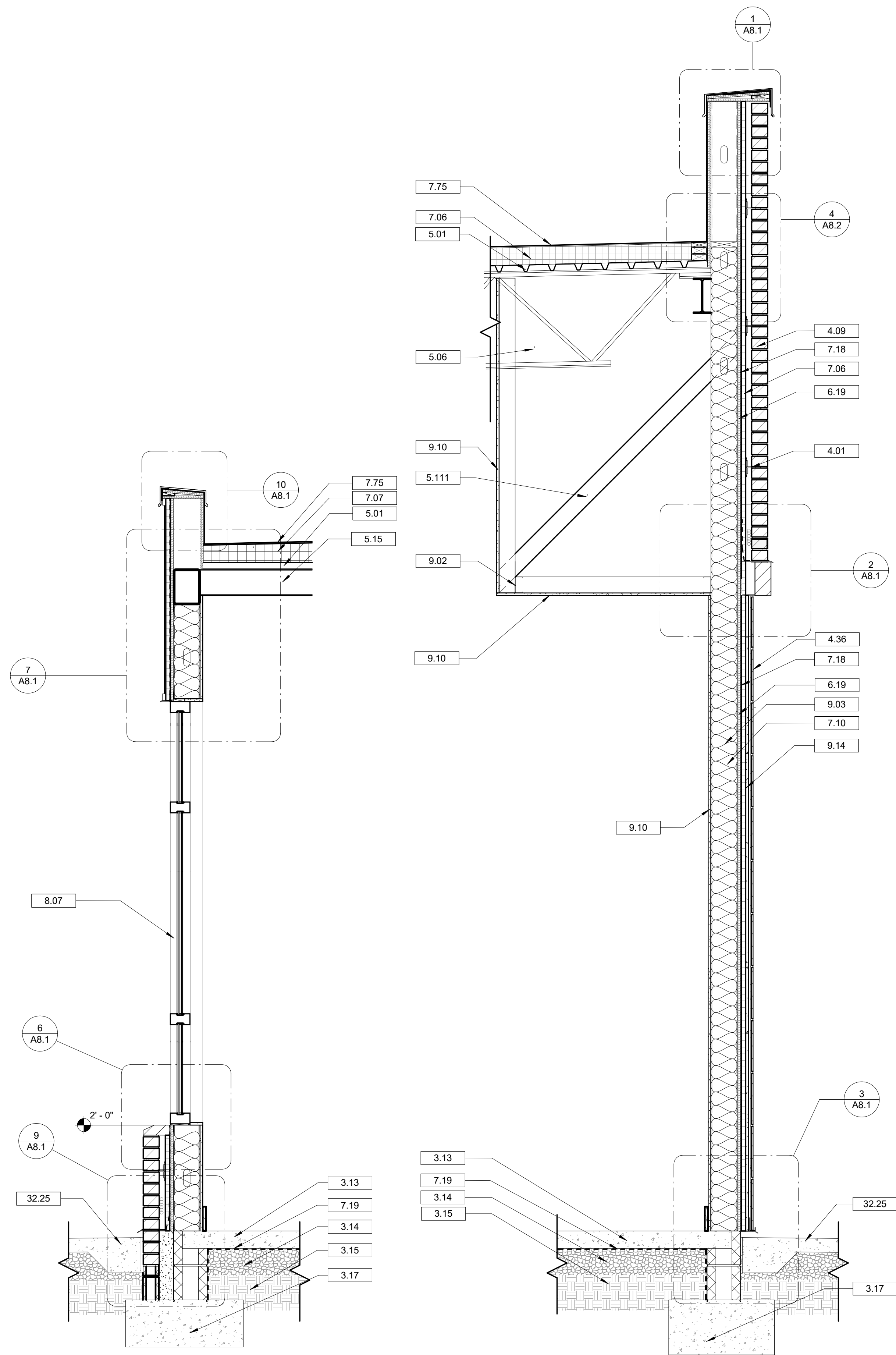
Revisions

Drawing

FACADE SYSTEM  
AND INTERIOR  
METAL PANELS

**A6.3**

Copyright : These Drawings are the property of DP3 Architects, Ltd., and reuse on any other project without written permission will result in legal action.



1 WALL SECTION @ FC SIDING STOREFRONT  
A7.1 3/4" = 1'-0"


2 WALL SECTION @ EXTERIOR TILE WALL  
A7.1 3/4" = 1'-0"

3 WALL SECTION @ EXTERIOR TILE WALL STOREFRONT  
A7.1 3/4" = 1'-0"

**DRAWING NOTES**

- 3.13 REINFORCED CONCRETE SLAB ON GRADE. REFER TO STRUCTURAL DRAWINGS.
- 3.14 COMPACTED STONE. REFER TO STRUCTURAL DRAWINGS.
- 3.15 COMPACTED FILL. REFER TO STRUCTURAL DRAWINGS.
- 3.17 CONCRETE FOOTING. REFER TO STRUCTURAL DRAWINGS FOR SIZE, TYPE OF REINFORCEMENT AND DEPTH.
- 4.01 MASONRY WALL TIE. REFER TO STRUCTURAL DRAWINGS FOR TYPE.
- 4.09 BRICK VENEER. REFER TO WALL TYPE SCHEDULE AND SPECIFICATIONS FOR TYPE, COLOR AND BONDING PATTERN.
- 4.36 EXTERIOR WALL TILE.
- 5.01 METAL ROOF DECKING. REFER TO STRUCTURAL DRAWINGS.
- 5.06 K-SERIES BAR JOIST. REFER TO STRUCTURAL DRAWINGS.
- 5.15 METAL CHANNEL. REFER TO STRUCTURAL DRAWINGS.
- 5.111 DIAGONAL BRACING.
- 6.19 SHEATHING. REFER TO STRUCTURAL DRAWINGS.
- 7.06 RIGID INSULATION. REFER TO SPECIFICATIONS FOR MINIMUM R-VALUES.
- 7.07 TAPERED INSULATION. DRAIN TO SLOPE. REFER TO SPECIFICATIONS.
- 7.10 BATT INSULATION. REFER TO SPECIFICATIONS.
- 7.18 AIR BARRIER.
- 7.19 VAPOR BARRIER.
- 7.75 ROOF MEMBRANE OVER R-25 OR GREATER RIGID INSULATION. 60 MIL TPO FULLY ADHERED MEMBRANE WITH 20 YEAR WARRANTY. COLOR: WHITE. GAF EVERGUARD EXTREME OR EQUAL.
- 8.07 ALUMINUM STOREFRONT SYSTEM. REFER TO WINDOW SCHEDULE AND SPECIFICATIONS.
- 9.02 3/8 INCH METAL STUD FRAMING SYSTEM.
- 9.03 6 INCH METAL STUD FRAMING SYSTEM.
- 9.10 5/8 INCH GYPSUM WALL BOARD.
- 9.14 5/8" DENSSHIELD GLASS-MAT GYPSUM BACKER BOARD
- 32.25 CONCRETE SIDEWALK. REFER TO CIVIL DRAWINGS.

Seal



**DP3**  
ARCHITECTS

DP3 Architects, Ltd.  
15 South Main Street, Suite 400  
Greenville, SC 29601  
864.232.8200  
www.DP3architects.com

Project

**MARIACHIS**  
**RESTAURANT**  
**LANCASTER, SC**

Project Number 23213  
Drawn By MO  
Checked By KMW  
Date 05 AUG. 24

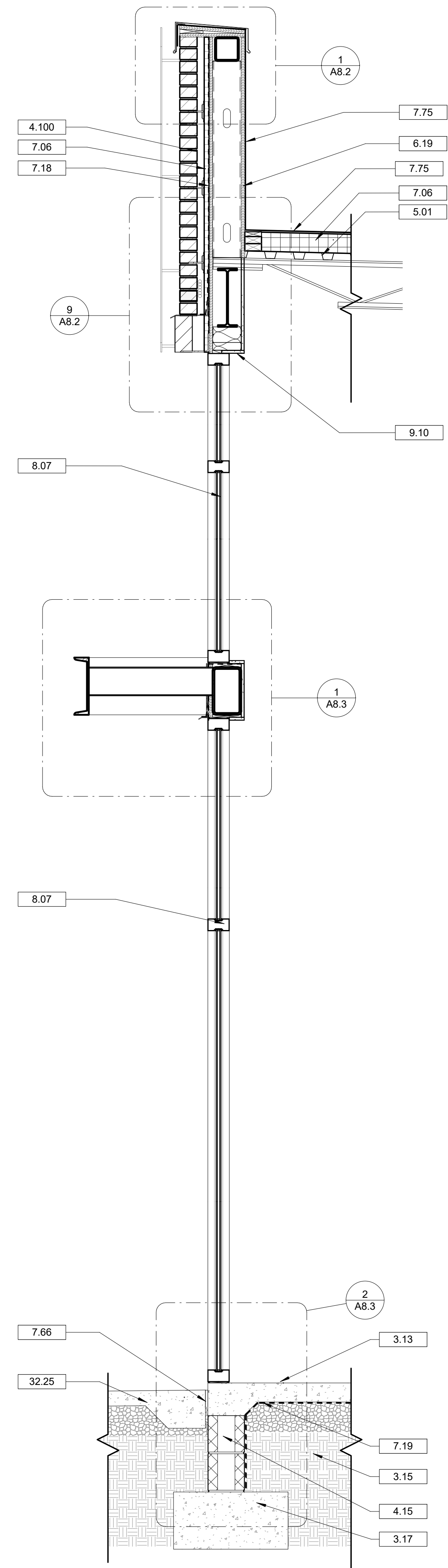
Revisions

Drawing

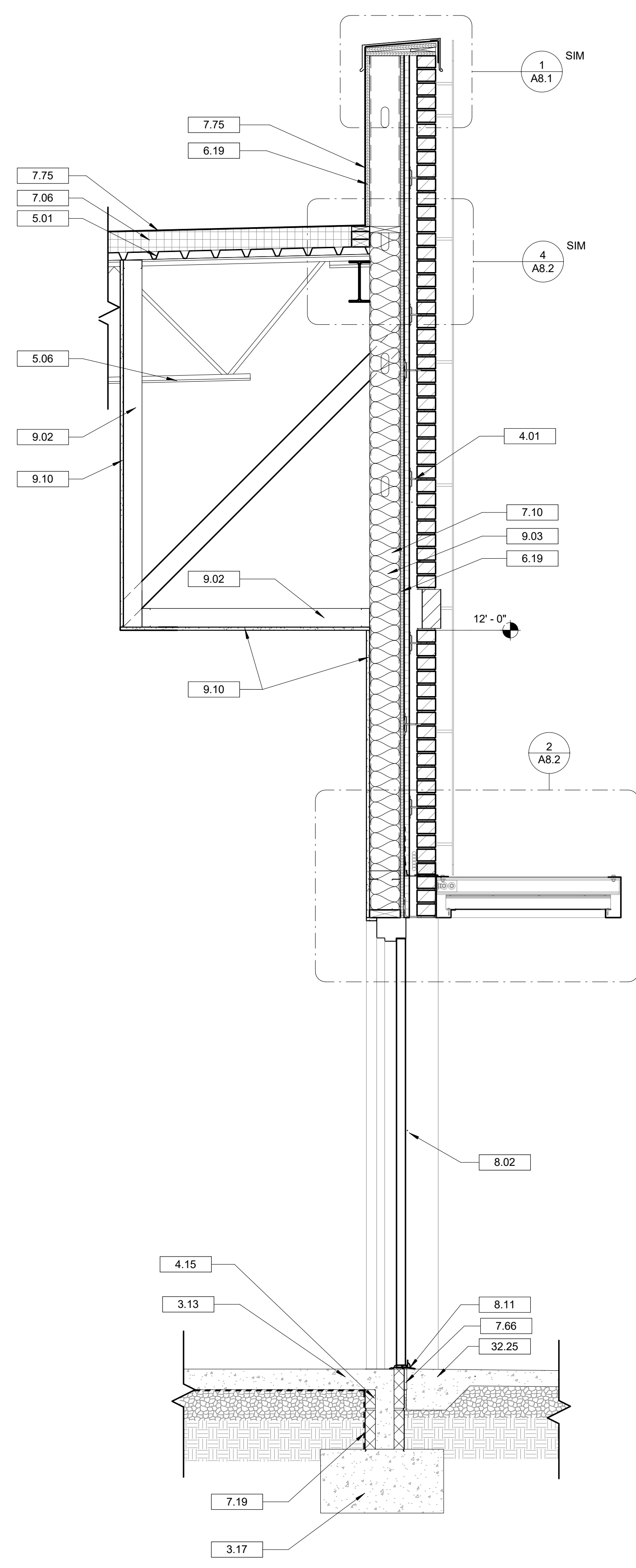
**WALL SECTIONS**

**A7.1**

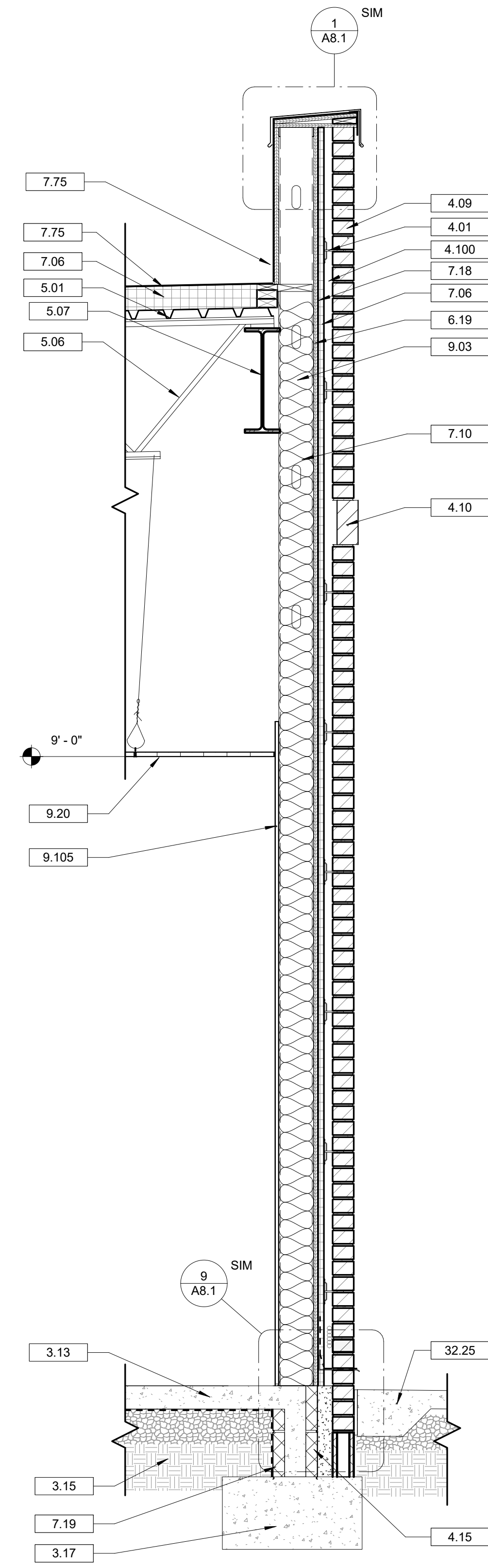
Copyright : These Drawings are the property of DP3 Architects, Ltd., and reuse on any other project without written permission will result in legal action.



1 WALL SECTION @ TOWER EXTERIOR WALL  
A7.2 3/4" = 1'-0"



2 WALL SECTION @ SIDE ENTRANCE  
A7.2 3/4" = 1'-0"




3 WALL SECTION @ BRICK WALL  
A7.2 3/4" = 1'-0"

**DRAWING NOTES**

- 3.13 REINFORCED CONCRETE SLAB ON GRADE. REFER TO STRUCTURAL DRAWINGS.
- 3.15 COMPACTED FILL. REFER TO STRUCTURAL DRAWINGS.
- 3.17 CONCRETE FOOTING. REFER TO STRUCTURAL DRAWINGS FOR SIZE, TYPE OF REINFORCEMENT AND DEPTH.
- 4.01 MASONRY WALL TIE. REFER TO STRUCTURAL DRAWINGS FOR TYPE.
- 4.09 BRICK VENEER. REFER TO WALL TYPE SCHEDULE AND SPECIFICATIONS FOR TYPE, COLOR AND BONDING PATTERN.
- 4.10 BRICK VENEER SOLDIER COURSE. STYLE AND TYPE TO MATCH ADJACENT SURFACE UNLESS NOTED OTHERWISE.
- 4.15 EXTERIOR 8 INCH X 8 INCH X 16 INCH CONCRETE MASONRY UNIT. REFER TO STRUCTURAL DRAWINGS FOR REINFORCEMENT. REFER TO WALL TYPE SCHEDULE.
- 4.100 1 1/2" AIR SPACE.
- 5.01 METAL ROOF DECKING. REFER TO STRUCTURAL DRAWINGS.
- 5.06 K-SERIES BAR JOIST. REFER TO STRUCTURAL DRAWINGS.
- 5.07 STRUCTURAL FRAMING. REFER TO STRUCTURAL DRAWINGS.
- 6.19 SHEATHING. REFER TO STRUCTURAL DRAWINGS.
- 7.06 RIGID INSULATION. REFER TO SPECIFICATIONS FOR MINIMUM R-VALUES.
- 7.10 BATT INSULATION. REFER TO SPECIFICATIONS.
- 7.18 AIR BARRIER.
- 7.19 VAPOR BARRIER.
- 7.66 EXPANSION MATERIAL.
- 7.75 ROOF MEMBRANE OVER R-25 OR GREATER RIGID INSULATION. 60 MIL TPO FULLY ADHERED MEMBRANE WITH 20 YEAR WARRANTY. COLOR: WHITE. GAF EVERGUARD EXTREME OR EQUAL.
- 8.02 DOOR. REFER TO DOOR SCHEDULE.
- 8.07 ALUMINUM STOREFRONT SYSTEM. REFER TO WINDOW SCHEDULE AND SPECIFICATIONS.
- 8.11 DOOR THRESHOLD SET IN CONTINUOUS SEALANT. REFER TO HARDWARE SCHEDULE.
- 9.02 3 5/8 INCH METAL STUD FRAMING SYSTEM.
- 9.03 6 INCH METAL STUD FRAMING SYSTEM.
- 9.10 5/8 INCH GYPSUM WALL BOARD.
- 9.20 ACOUSTICAL CEILING TILE. REFER TO FINISH SCHEDULE.
- 9.105 FIBER REINFORCED PANELING. REFER TO FINISH SCHEDULE.
- 32.25 CONCRETE SIDEWALK. REFER TO CIVIL DRAWINGS.

Seal



**DP3**  
ARCHITECTS

DP3 Architects, Ltd.  
15 South Main Street, Suite 400  
Greenville, SC 29601  
864.232.8200  
www.DP3architects.com

Project

**MARIACHIS**  
**RESTAURANT**  
**LANCASTER, SC**

Project Number 23213  
Drawn By MO  
Checked By KMW  
Date 05 AUG. 24

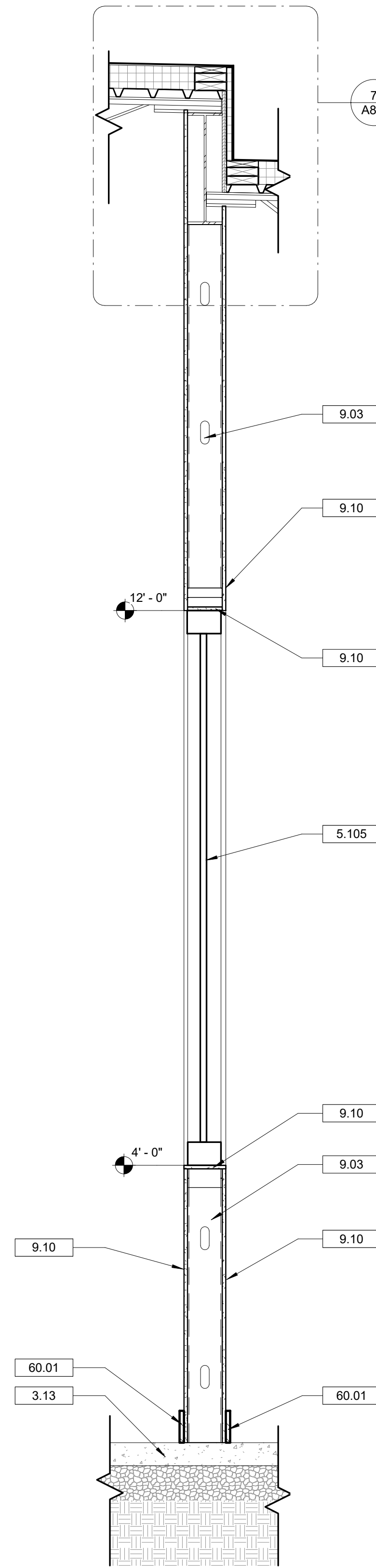
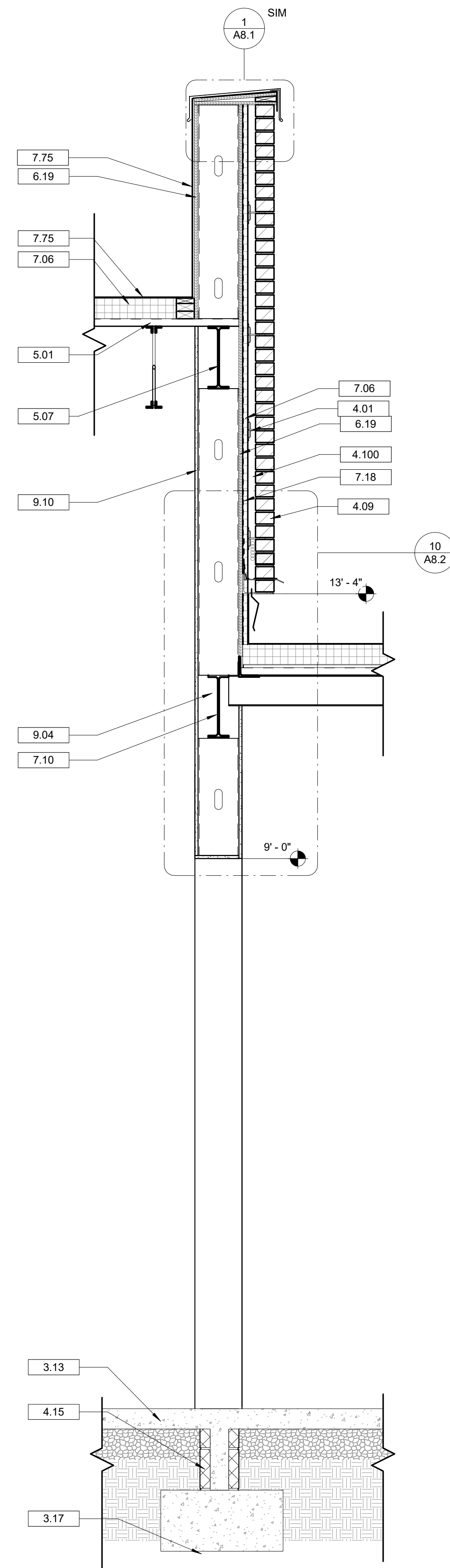
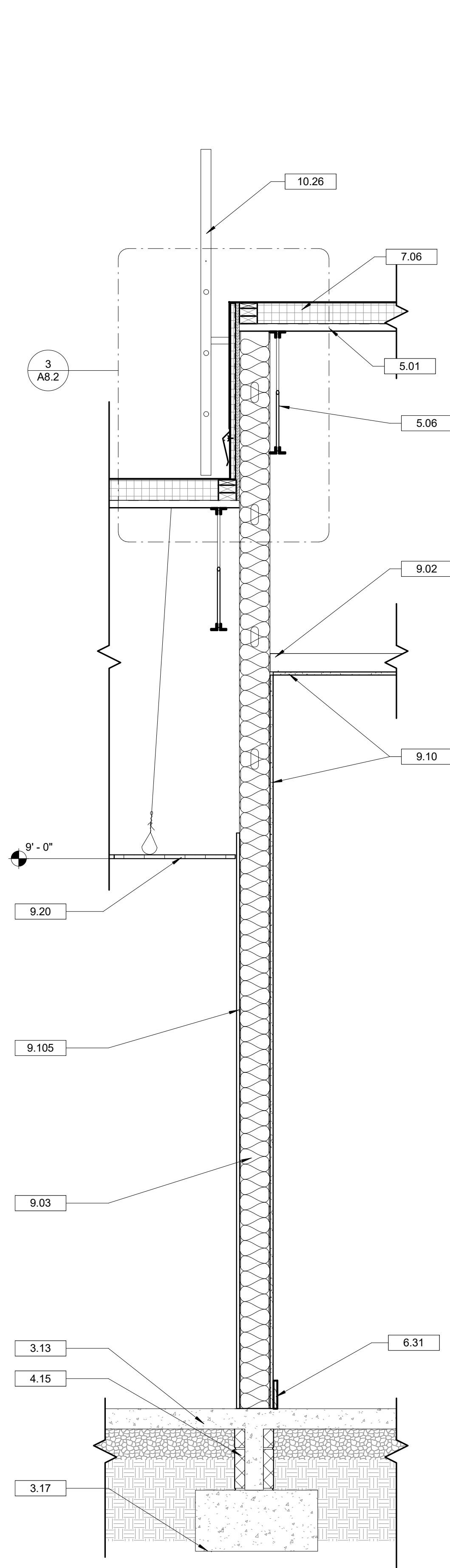
Revisions

Drawing

**WALL SECTIONS**

**A7.2**

Copyright : These Drawings are the property of DP3 Architects, Ltd., and reuse on any other project without written permission will result in legal action.



1 WALL SECTION @ ROOF CHANGE  
A7.3 3/4" = 1'-0"


2 WALL SECTION @ LOWER ROOF  
A7.3 3/4" = 1'-0"

3 WALL SECTION @ INTERIOR TOWER WALL  
A7.3 3/4" = 1'-0"

DRAWING NOTES

- 3.13 REINFORCED CONCRETE SLAB ON GRADE. REFER TO STRUCTURAL DRAWINGS.
- 3.17 CONCRETE FOOTING. REFER TO STRUCTURAL DRAWINGS FOR SIZE, TYPE OF REINFORCEMENT AND DEPTH.
- 4.01 MASONRY WALL TIE. REFER TO STRUCTURAL DRAWINGS FOR TYPE.
- 4.09 BRICK VENEER. REFER TO WALL TYPE SCHEDULE AND SPECIFICATIONS FOR TYPE, COLOR AND BONDING PATTERN.
- 4.15 EXTERIOR 8 INCH X 8 INCH X 16 INCH CONCRETE MASONRY UNIT. REFER TO STRUCTURAL DRAWINGS FOR REINFORCEMENT. REFER TO WALL TYPE SCHEDULE.
- 4.100 1 1/2" AIR SPACE.
- 5.01 METAL ROOF DECKING. REFER TO STRUCTURAL DRAWINGS.
- 5.06 K-SERIES BAR JOIST. REFER TO STRUCTURAL DRAWINGS.
- 5.07 STRUCTURAL FRAMING. REFER TO STRUCTURAL DRAWINGS.
- 5.105 CUSTOM ALUMINUM SCREEN SYSTEM. REFER TO A6.2 FOR DETAILS.
- 6.19 SHEATHING. REFER TO STRUCTURAL DRAWINGS.
- 6.31 1X6 WOOD TRIM. STAIN.
- 7.06 RIGID INSULATION. REFER TO SPECIFICATIONS FOR MINIMUM R-VALUES.
- 7.10 BATT INSULATION. REFER TO SPECIFICATIONS.
- 7.18 AIR BARRIER.
- 7.75 ROOF MEMBRANE OVER R-25 OR GREATER RIGID INSULATION. 60 MIL TPO FULLY ADHERED MEMBRANE WITH 20 YEAR WARRANTY. COLOR: WHITE. GAF EVERGUARD EXTREME OR EQUAL.
- 9.02 3 5/8 INCH METAL STUD FRAMING SYSTEM.
- 9.03 6 INCH METAL STUD FRAMING SYSTEM.
- 9.04 8 INCH METAL STUD FRAMING SYSTEM. REFER TO STRUCTURAL DRAWINGS.
- 9.10 5/8 INCH GYPSUM WALL BOARD.
- 9.20 ACOUSTICAL CEILING TILE. REFER TO FINISH SCHEDULE.
- 9.105 FIBER REINFORCED PANELING. REFER TO FINISH SCHEDULE.
- 10.26 METAL ROOF LADDER
- 60.01 BASE AS SCHEDULED.

Seal



**DP3**  
ARCHITECTS

DP3 Architects, Ltd.  
15 South Main Street, Suite 400  
Greenville, SC 29601  
864.232.8200  
www.DP3architects.com

Project

MARIACHIS  
RESTAURANT  
LANCASTER, SC

Project Number 23213  
Drawn By MO  
Checked By KMW  
Date 05 AUG. 24

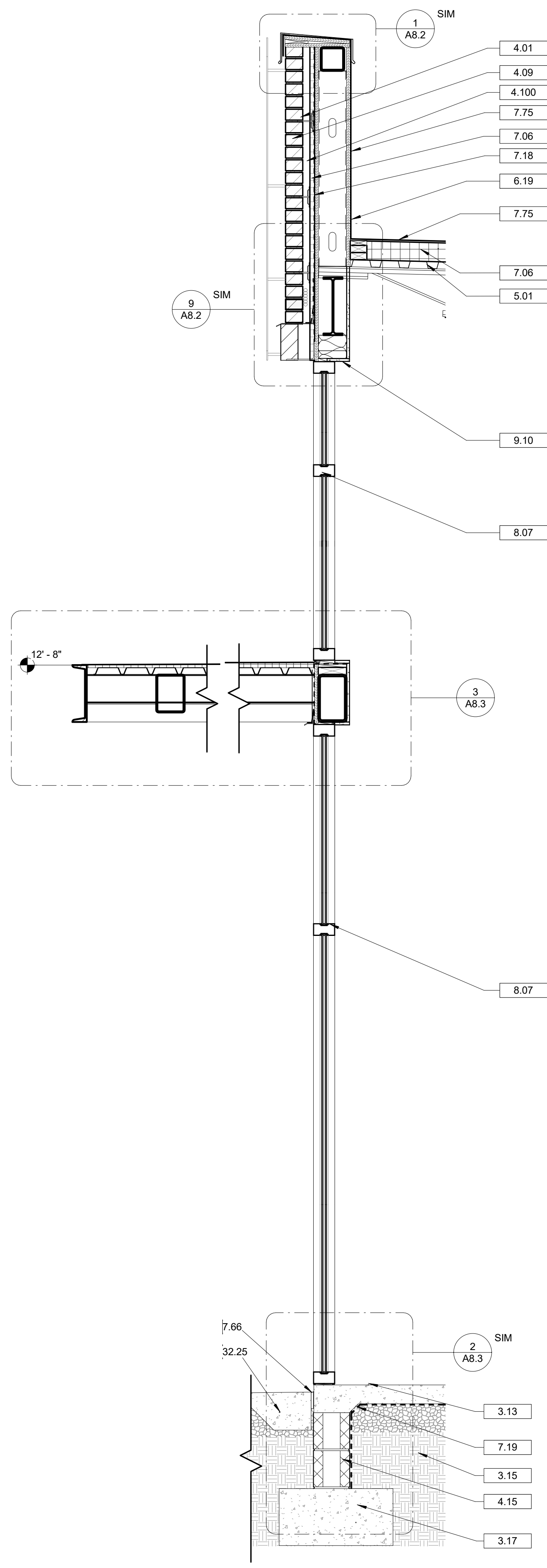
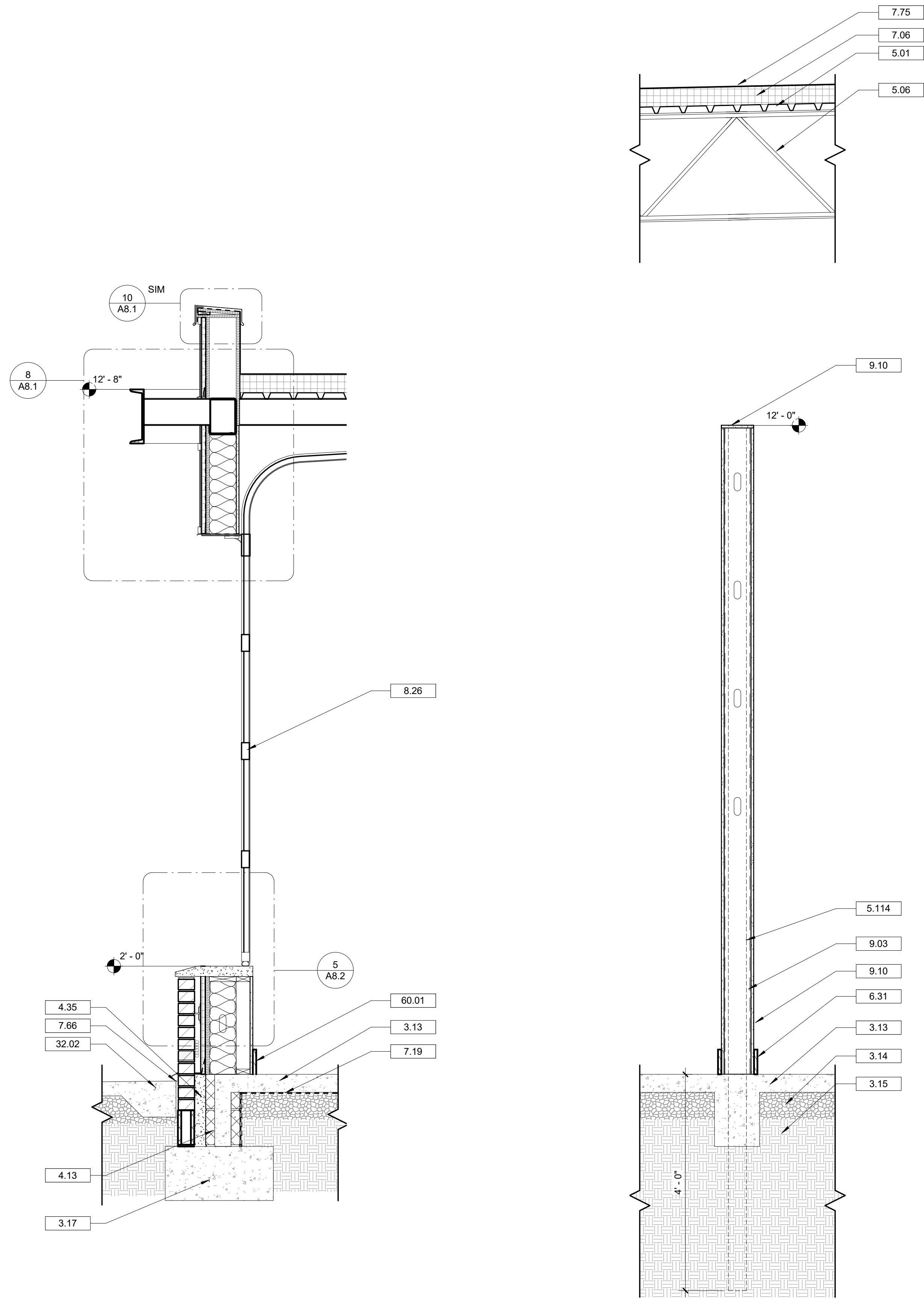
Revisions

Drawing

WALL SECTIONS

**A7.3**


Copyright : These Drawings are the property of DP3 Architects, Ltd., and reuse on any other project without written permission will result in legal action.



**DRAWING NOTES**

- 3.13 REINFORCED CONCRETE SLAB ON GRADE. REFER TO STRUCTURAL DRAWINGS.
- 3.14 COMPACTED STONE. REFER TO STRUCTURAL DRAWINGS.
- 3.15 COMPACTED FILL. REFER TO STRUCTURAL DRAWINGS.
- 3.17 CONCRETE FOOTING. REFER TO STRUCTURAL DRAWINGS FOR SIZE, TYPE OF REINFORCEMENT AND DEPTH.
- 4.01 MASONRY WALL TIE. REFER TO STRUCTURAL DRAWINGS FOR TYPE.
- 4.09 BRICK VENEER. REFER TO WALL TYPE SCHEDULE AND SPECIFICATIONS FOR TYPE, COLOR AND BONDING PATTERN.
- 4.13 EXTERIOR INSULATING 8 INCH X 8 INCH X 16 INCH CONCRETE MASONRY UNIT. REFER TO STRUCTURAL DRAWINGS FOR REINFORCEMENT. REFER TO WALL TYPE SCHEDULE.
- 4.15 EXTERIOR 8 INCH X 8 INCH X 16 INCH CONCRETE MASONRY UNIT. REFER TO STRUCTURAL DRAWINGS FOR REINFORCEMENT. REFER TO WALL TYPE SCHEDULE.
- 4.35 GROUT CAVITY CELLS OF MASONRY UNITS SOLID. REFER TO STRUCTURAL DRAWINGS.
- 4.100 1 1/2" AIR SPACE.
- 5.01 METAL ROOF DECKING. REFER TO STRUCTURAL DRAWINGS.
- 5.06 K-SERIES BAR JOIST. REFER TO STRUCTURAL DRAWINGS.
- 5.114 HSS 2 X 2 TUBE STEEL POST AS NOTED ON PLAN EMBED IN CONCRETE 1'-0" BELOW FINISH SLAB.
- 6.19 SHEATHING. REFER TO STRUCTURAL DRAWINGS.
- 6.31 1X6 WOOD TRIM. STAIN.
- 7.06 RIGID INSULATION. REFER TO SPECIFICATIONS FOR MINIMUM R-VALUES.
- 7.18 AIR BARRIER.
- 7.19 VAPOR BARRIER.
- 7.66 EXPANSION MATERIAL.
- 7.75 ROOF MEMBRANE OVER R-25 OR GREATER RIGID INSULATION. 60 MIL TPO FULLY ADHERED MEMBRANE WITH 20 YEAR WARRANTY. COLOR: WHITE. GAF EVERGUARD EXTREME OR EQUAL.
- 8.07 ALUMINUM STOREFRONT SYSTEM. REFER TO WINDOW SCHEDULE AND SPECIFICATIONS.
- 8.26 GARAGE DOOR WITH WEATHER SEAL. REFER TO DOOR SCHEDULE.
- 9.03 6 INCH METAL STUD FRAMING SYSTEM.
- 9.10 5/8 INCH GYPSUM WALL BOARD.
- 32.02 CONCRETE PAVING. REFER TO CIVIL DRAWINGS.
- 32.25 CONCRETE SIDEWALK. REFER TO CIVIL DRAWINGS.
- 60.01 BASE AS SCHEDULED.

Seal



**DP3**  
ARCHITECTS

DP3 Architects, Ltd.  
15 South Main Street, Suite 400  
Greenville, SC 29601  
864.232.8200  
www.DP3architects.com

Project

**MARIACHIS**  
**RESTAURANT**  
**LANCASTER, SC**

Project Number 23213  
Drawn By MO  
Checked By KMW  
Date 05 AUG. 24

Revisions

Drawing

WALL SECTIONS

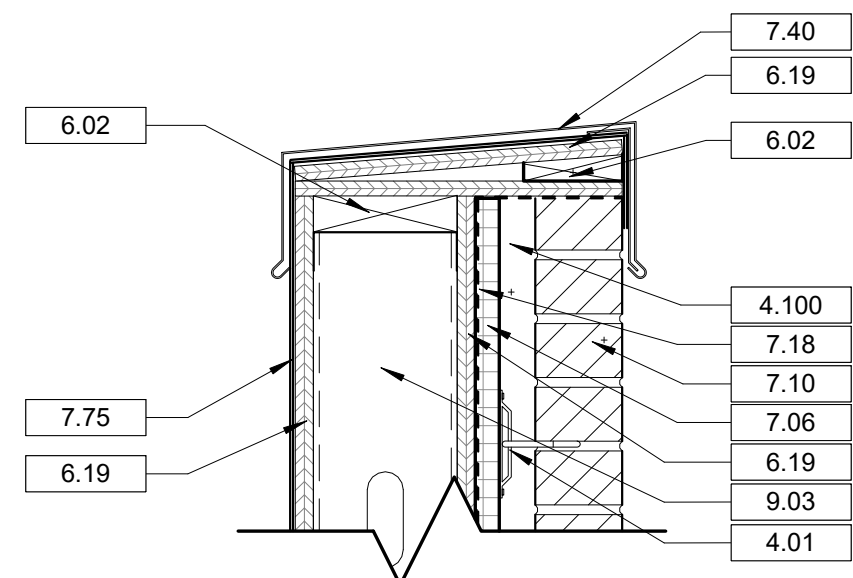
1 WALL SECTION @ GARAGE DOOR  
A7.4 3/4" = 1'-0"

2 WALL SECTION @ INTERIOR 12' WALL  
A7.4 3/4" = 1'-0"

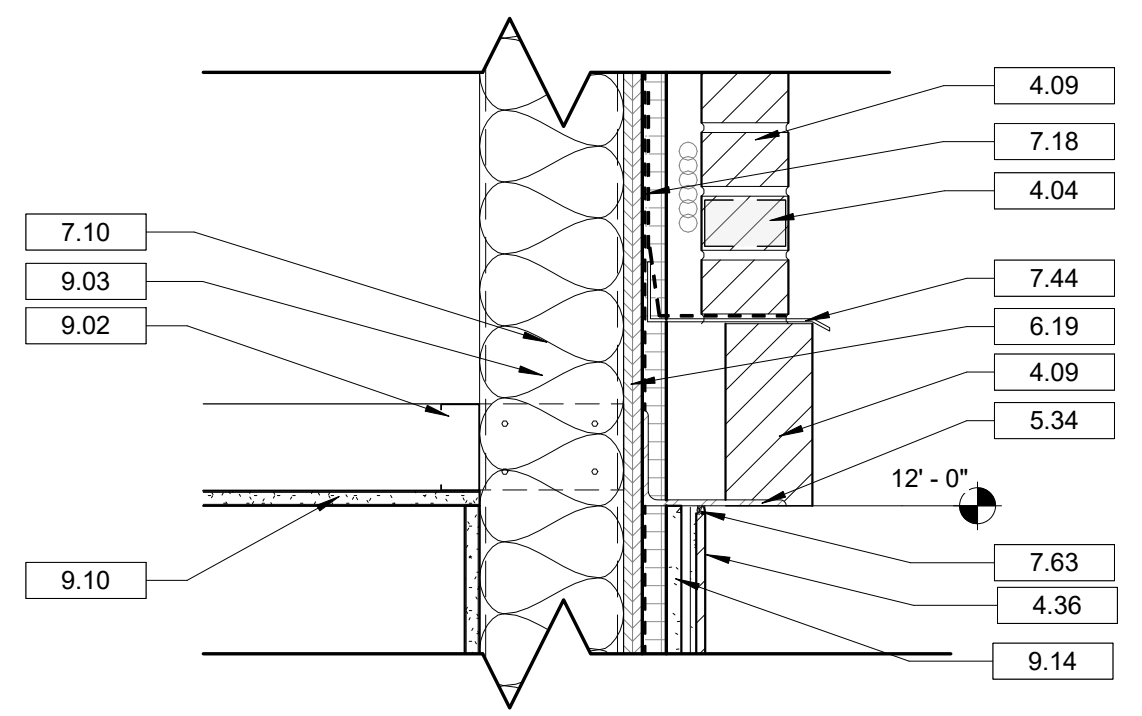
3 WALL SECTION @ TOWER ENTRANCE  
A7.4 3/4" = 1'-0"



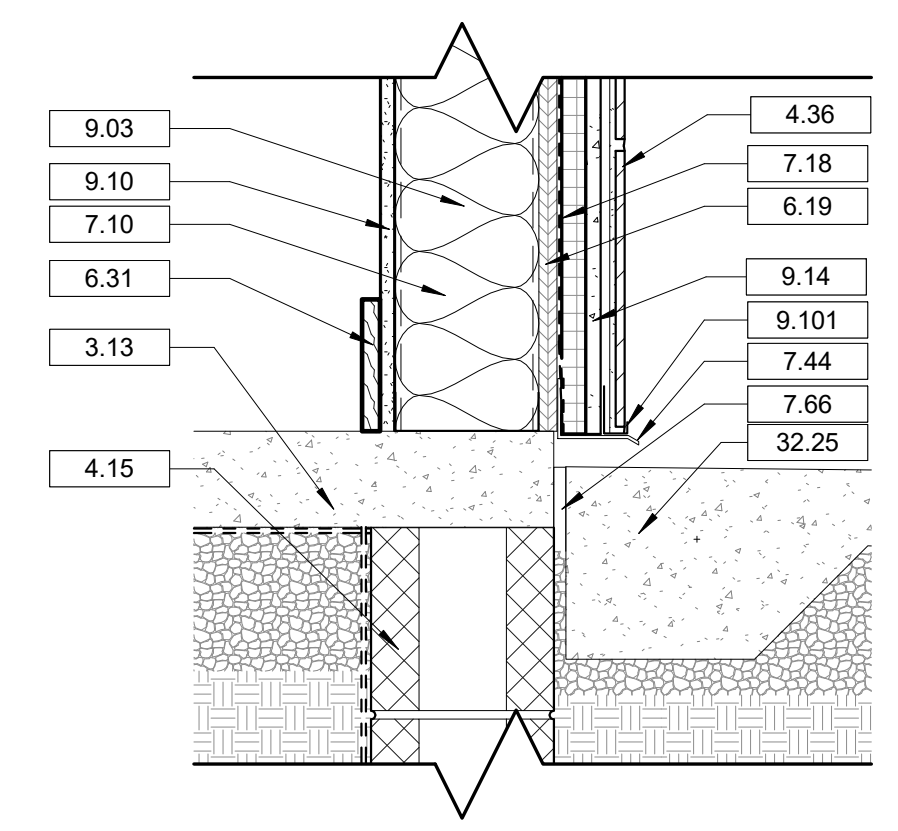
Copyright : These Drawings are the property of DP3 Architects, Ltd., and reuse on any other project without written permission will result in legal action.



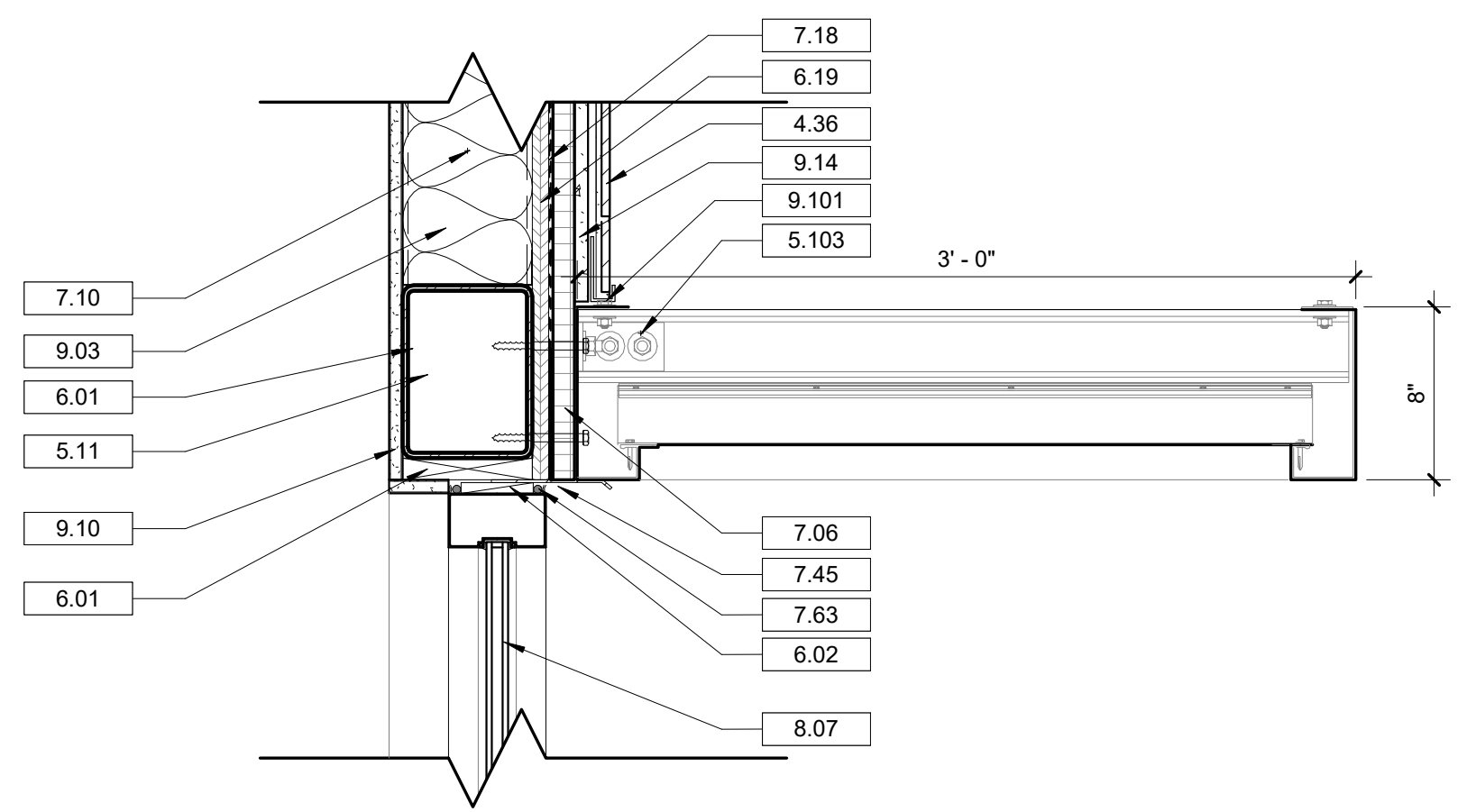
1 SECTION @ TYPICAL PARAPET  
A8.1 1 1/2" = 1'-0"



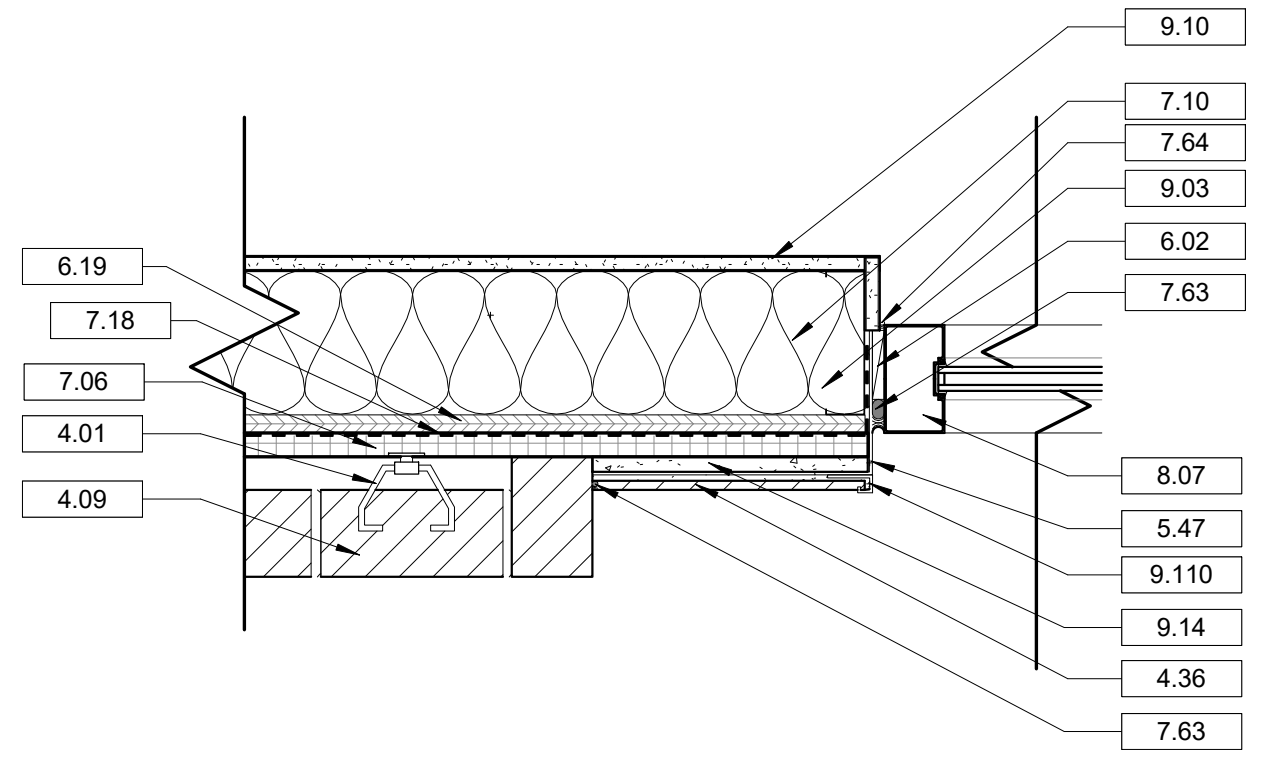
2 SECTION @ BRICK TO EXT. TILE  
A8.1 1 1/2" = 1'-0"



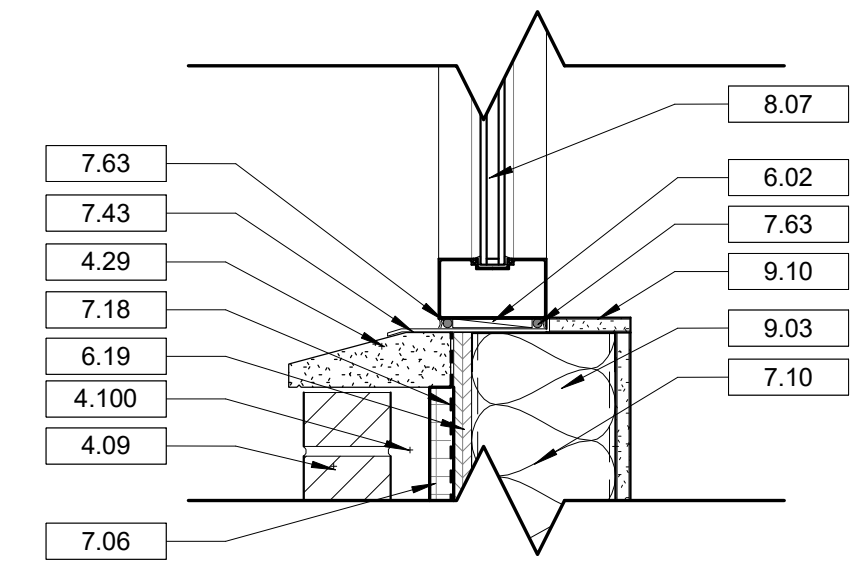
3 SECTION @ EXT. TILE BASE  
A8.1 1 1/2" = 1'-0"



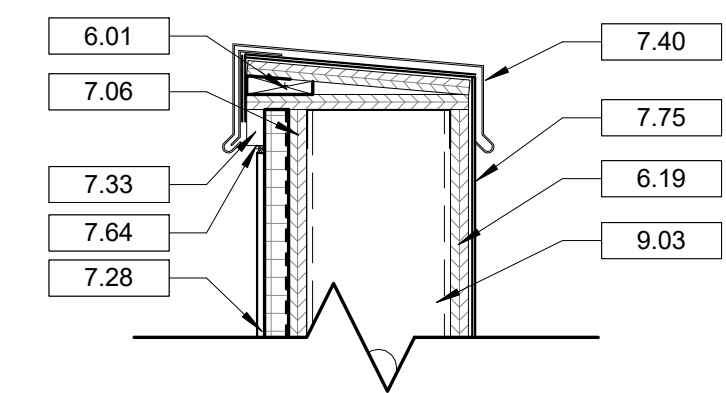
4 SECTION @ TYPICAL CANOPY  
A8.1 1 1/2" = 1'-0"



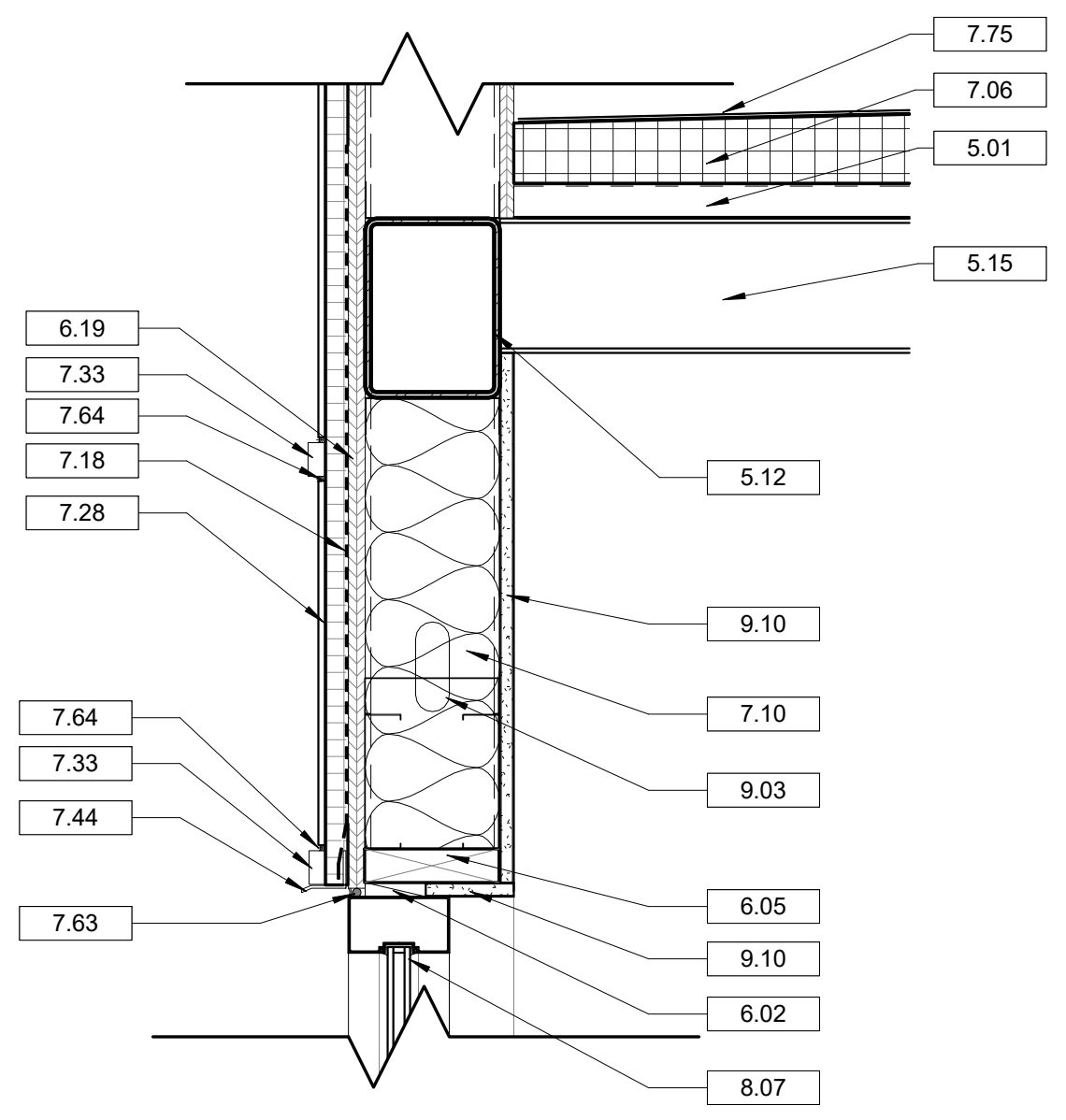
5 PLAN DETAIL @ BRICK TO TILE AND TILE TO STOREFRONT  
A8.1 1 1/2" = 1'-0"



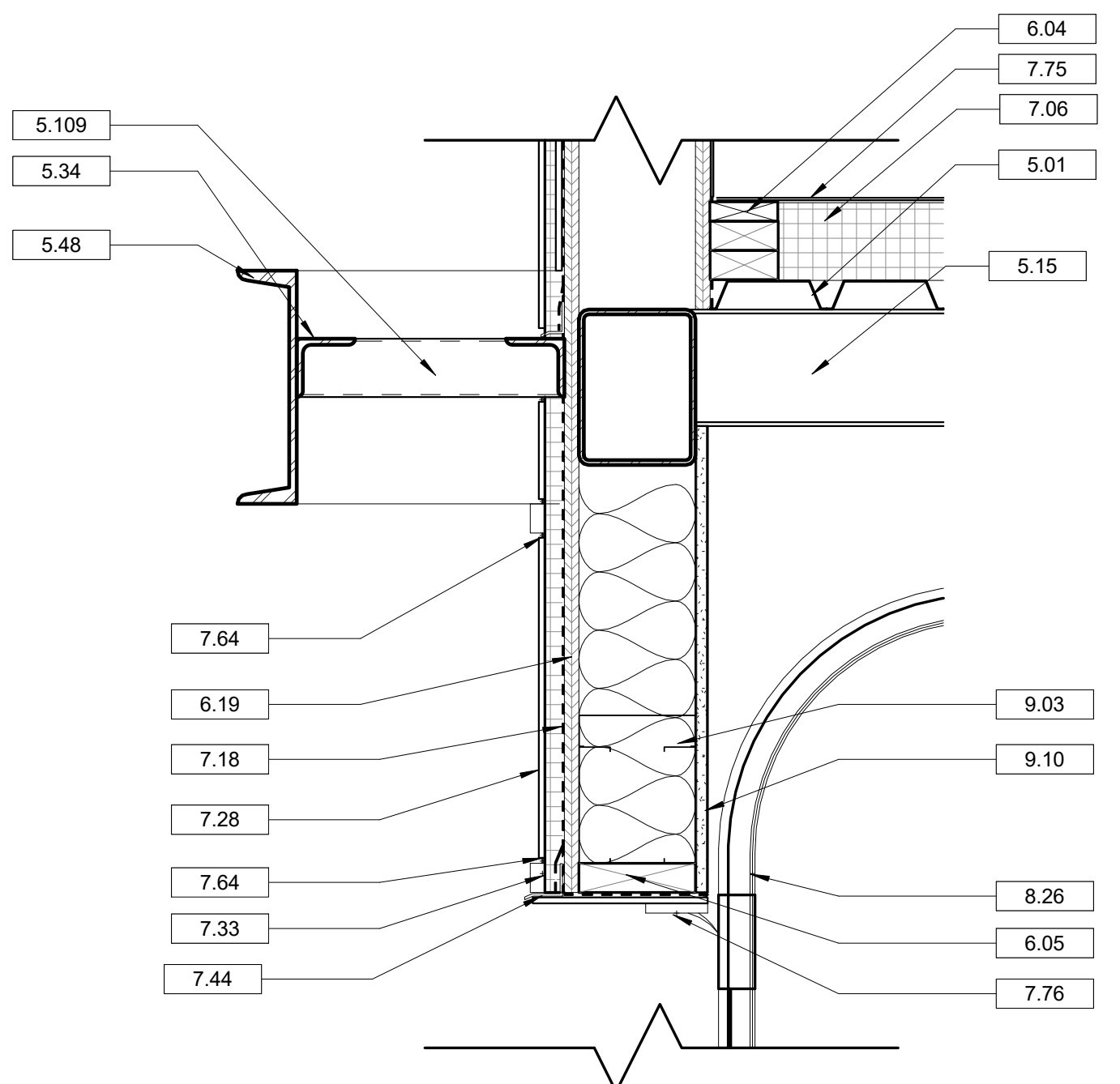
6 SECTION @ BRICK TO STOREFRONT SILL  
A8.1 1 1/2" = 1'-0"



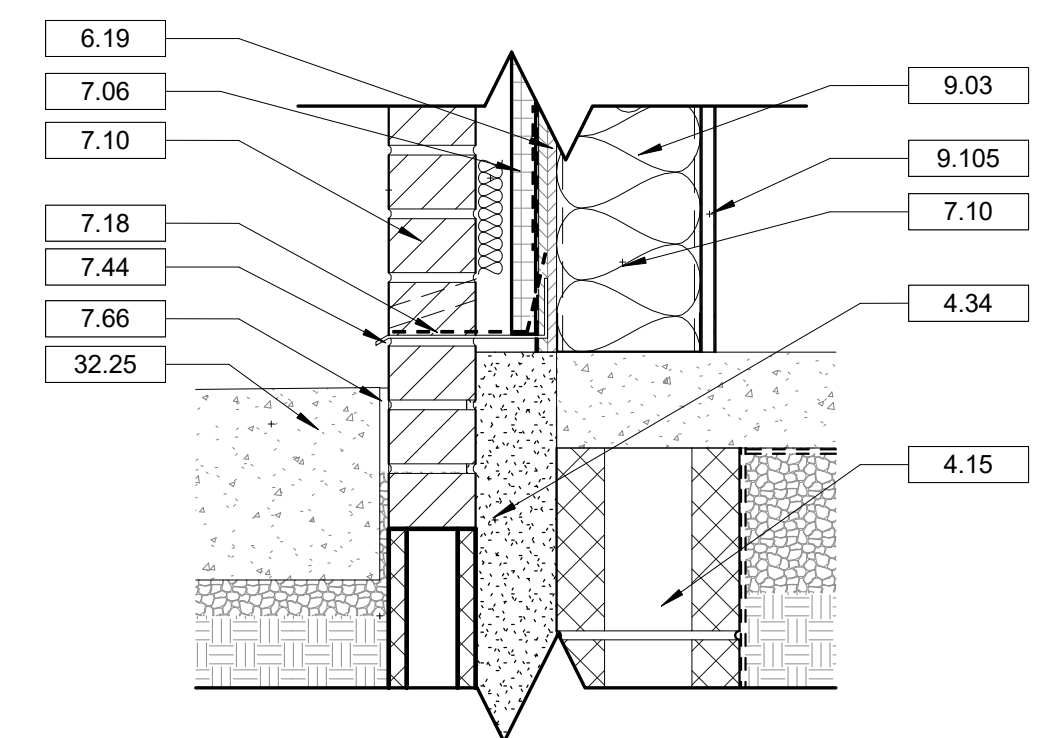
10 SECTION @ LOWER PARAPET  
A8.1 1 1/2" = 1'-0"



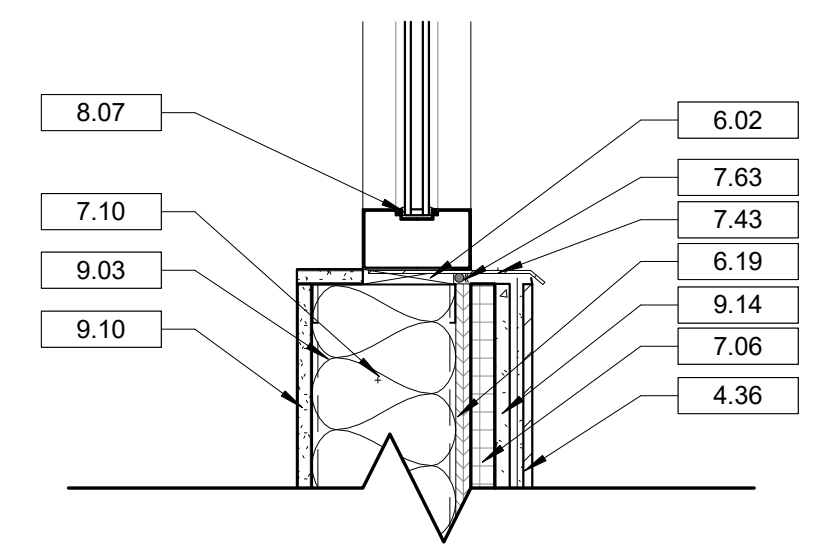
7 SECTION @ PATIO CANOPY  
A8.1 1 1/2" = 1'-0"



8 SECTION DETAIL - AWNING TO WALL  
A8.1 1 1/2" = 1'-0"



9 SECTION @ BRICK FOUNDATION  
A8.1 1 1/2" = 1'-0"

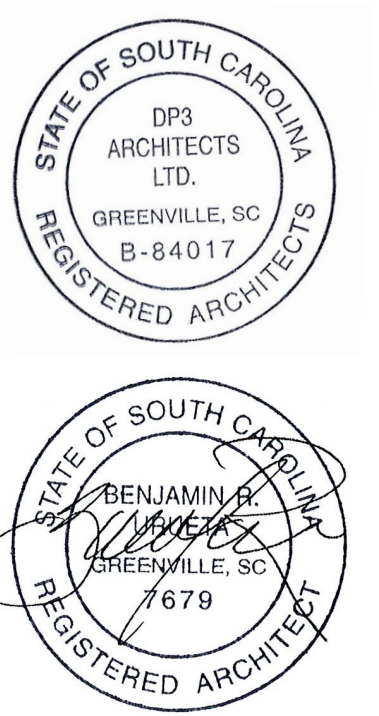


11 SECTION @ TILE TO STOREFRONT SILL  
A8.1 1 1/2" = 1'-0"

DRAWING NOTES

- 3.13 REINFORCED CONCRETE SLAB ON GRADE. REFER TO STRUCTURAL DRAWINGS.
- 4.01 MASONRY WALL TIE. REFER TO STRUCTURAL DRAWINGS FOR TYPE.
- 4.04 MASONRY WEEP AND VENTING ACCESSORY AT 16 INCHES ON CENTER. REFER TO SPECIFICATIONS.
- 4.09 BRICK VENEER. REFER TO WALL TYPE SCHEDULE AND SPECIFICATIONS FOR TYPE, COLOR AND BONDING PATTERN.
- 4.15 EXTERIOR 8 INCH X 8 INCH X 16 INCH CONCRETE MASONRY UNIT. REFER TO STRUCTURAL DRAWINGS FOR REINFORCEMENT. REFER TO WALL TYPE SCHEDULE.
- 4.29 CAST STONE SILL.
- 4.34 MASONRY GROUT. REFER TO STRUCTURAL DRAWINGS.
- 4.36 EXTERIOR WALL TILE.
- 4.100 1 1/2" AIR SPACE.
- 5.01 METAL ROOF DECKING. REFER TO STRUCTURAL DRAWINGS.
- 5.11 METAL STRUCTURAL BEAM. REFER TO STRUCTURAL DRAWINGS.
- 5.12 METAL HOIST BEAM. REFER TO STRUCTURAL DRAWINGS.
- 5.15 METAL CHANNEL. REFER TO STRUCTURAL DRAWINGS.
- 5.34 METAL ANGLE. REFER TO STRUCTURAL DRAWINGS.
- 5.47 METAL FLASHING.
- 5.48 C-CHANNEL. REFER TO STRUCTURAL.
- 5.103 PREFINISHED ALUMINUM CANOPY SYSTEM WITH INTEGRATED GUTTER. BASIS OF DESIGN: AWNEX COLORADO CANOPY SYSTEM. FLAT SOFFIT, 8" SMOOTH FASCIA, RECESSED DOWN-LIGHTNING PRE-INSTALLED.
- 5.109 2" X 2" TUBE STEEL.
- 6.01 WOOD BLOCKING AS REQUIRED.
- 6.02 PRESSURE TREATED BLOCKING AS REQUIRED.
- 6.04 2 x 4 WOOD FRAMING AT 16 INCHES ON CENTER. UNLESS NOTED OTHERWISE.
- 6.05 2 x 6 WOOD FRAMING AT 16 INCHES ON CENTER. UNLESS NOTED OTHERWISE.
- 6.19 SHEATHING. REFER TO STRUCTURAL DRAWINGS.
- 6.31 1X6 WOOD TRIM. STAIN.
- 7.06 RIGID INSULATION. REFER TO SPECIFICATIONS FOR MINIMUM R-VALUES.
- 7.10 BATT INSULATION. REFER TO SPECIFICATIONS.
- 7.18 AIR BARRIER.
- 7.28 CEMENTITIOUS SIDING. PAINT. REFER TO SPECIFICATIONS.
- 7.33 CEMENTITIOUS TRIM 1 1/2 INCH. PAINT. REFER TO SPECIFICATIONS.
- 7.40 PREFINISHED METAL COPING WITH CONTINUOUS CLEAT.
- 7.43 METAL FLASHING.
- 7.44 THROUGH-WALL FLASHING.
- 7.45 FLASHING.
- 7.63 CONTINUOUS BACKER ROD WITH SEALANT.
- 7.64 SEALANT. CONTINUOUS. REFER TO SPECIFICATIONS.
- 7.66 EXPANSION MATERIAL.
- 7.75 ROOF MEMBRANE OVER R-25 OR GREATER RIGID INSULATION. 60 MIL TPO FULLY ADHERED MEMBRANE WITH 20 YEAR WARRANTY. COLOR: WHITE. GAF EVERGUARD EXTREME OR EQUAL.
- 7.76 VINYL WEATHER SEAL.
- 8.07 ALUMINUM STOREFRONT SYSTEM. REFER TO WINDOW SCHEDULE AND SPECIFICATIONS.
- 8.26 GARAGE DOOR WITH WEATHER SEAL. REFER TO DOOR SCHEDULE.
- 9.02 3/8 INCH METAL STUD FRAMING SYSTEM.
- 9.03 6 INCH METAL STUD FRAMING SYSTEM.
- 9.10 5/8 INCH GYPSUM WALL BOARD.
- 9.14 5/8" DENSSHIELD GLASS-MAT GYPSUM BACKER BOARD
- 9.101 L-SHAPED ALUMINUM TILE EDGE TRIM. SCHLUTER SYSTEMS OR EQUAL.
- 9.105 FIBER REINFORCED PANELING. REFER TO FINISH SCHEDULE.
- 9.110 SCHLUTER QUADEC TRANSITION STRIP. INSTALL AS PER MANUFACTURER'S SPECIFICATIONS
- 32.25 CONCRETE SIDEWALK. REFER TO CIVIL DRAWINGS.

Seal



**DP3**  
ARCHITECTS

DP3 Architects, Ltd.  
15 South Main Street, Suite 400  
Greenville, SC 29601  
864.232.8200  
www.DP3architects.com

Project

MARIACHIS  
RESTAURANT  
LANCASTER, SC

Project Number 23213  
Drawn By MO  
Checked By KMW  
Date 05 AUG. 24

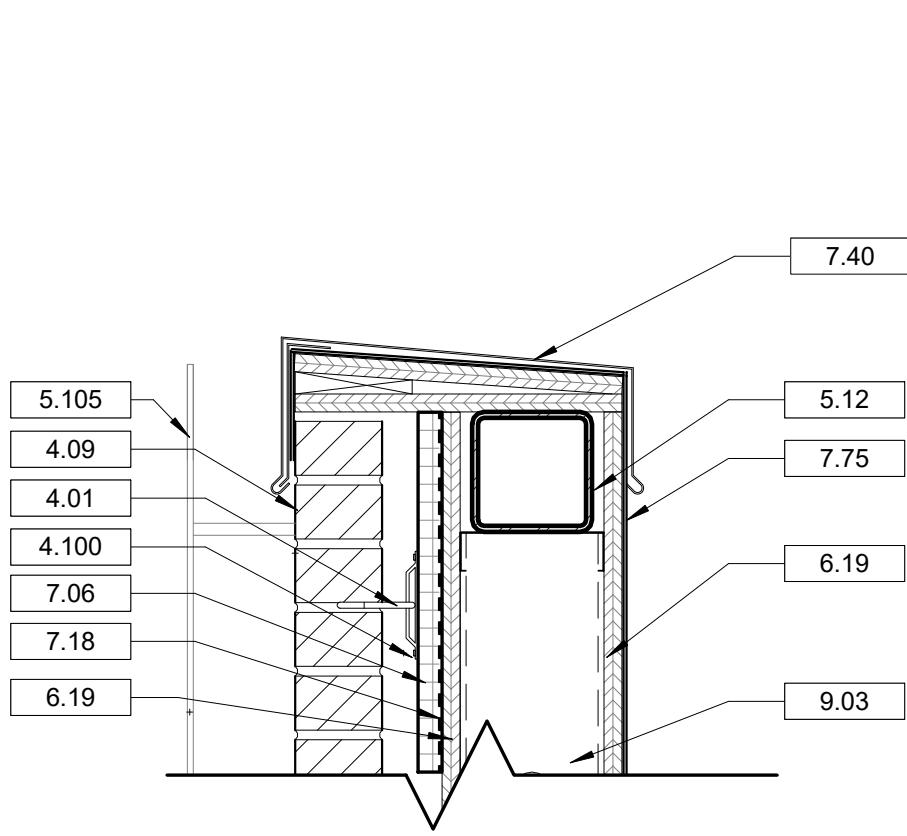
Revisions

Drawing

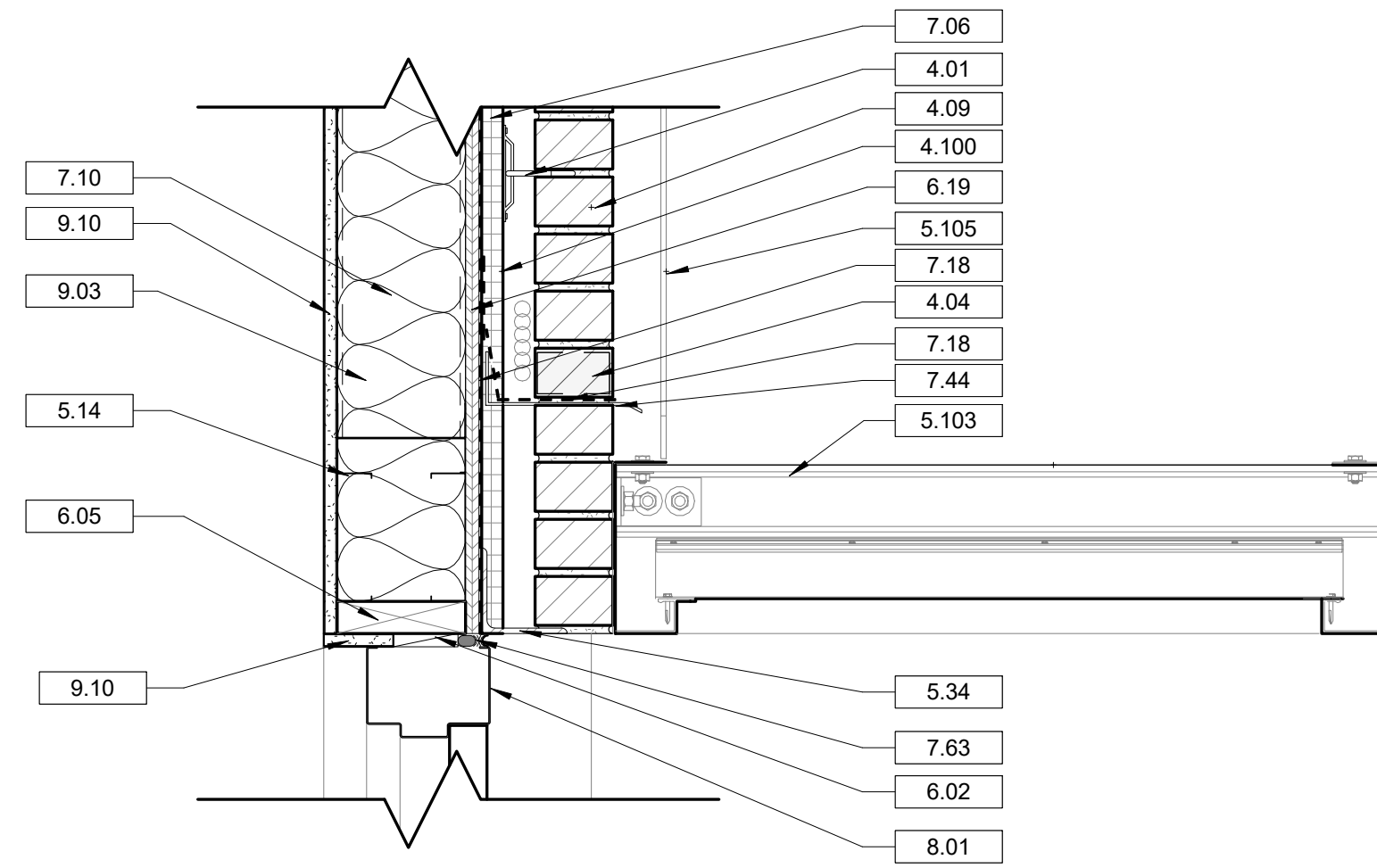
DETAILS

**A8.1**

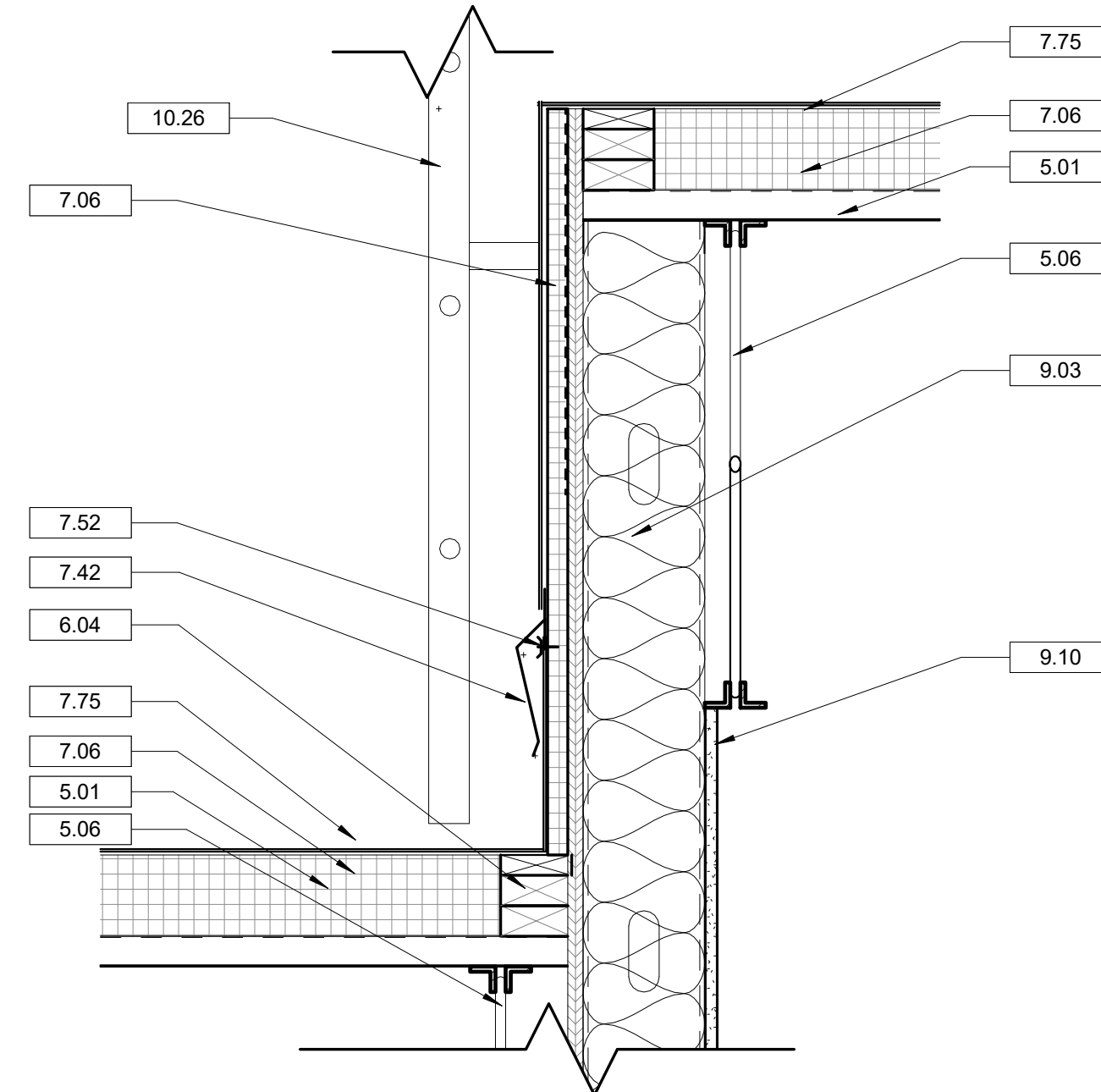
Copyright : These Drawings are the property of DP3 Architects, Ltd., and reuse on any other project without written permission will result in legal action.



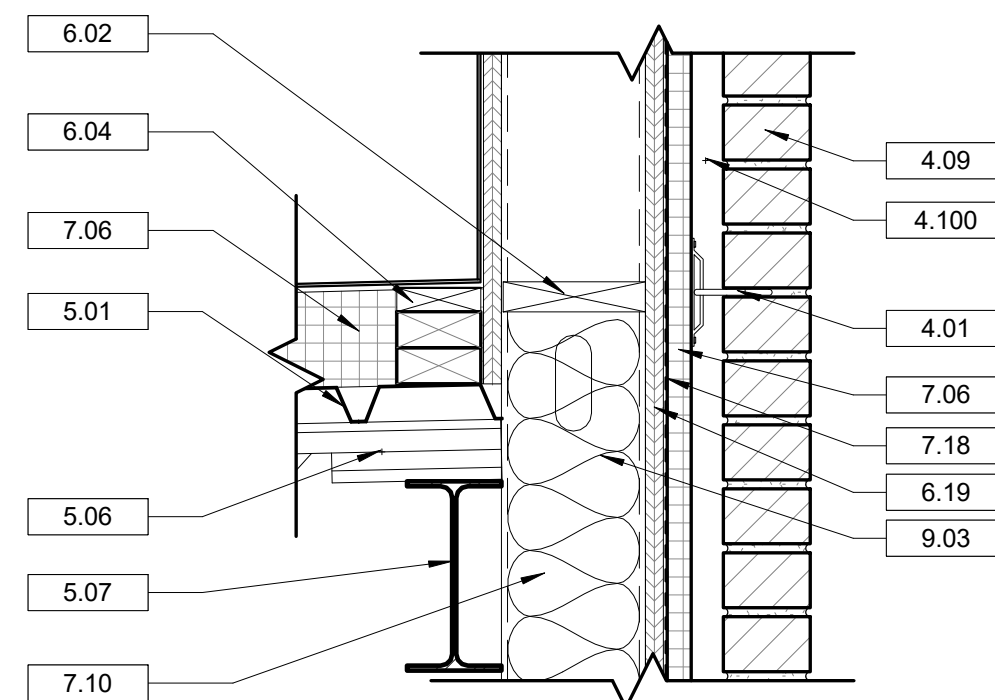
**1 SECTION DETAIL @ TOWER PARAPET**  
A8.2 1 1/2" = 1'-0"



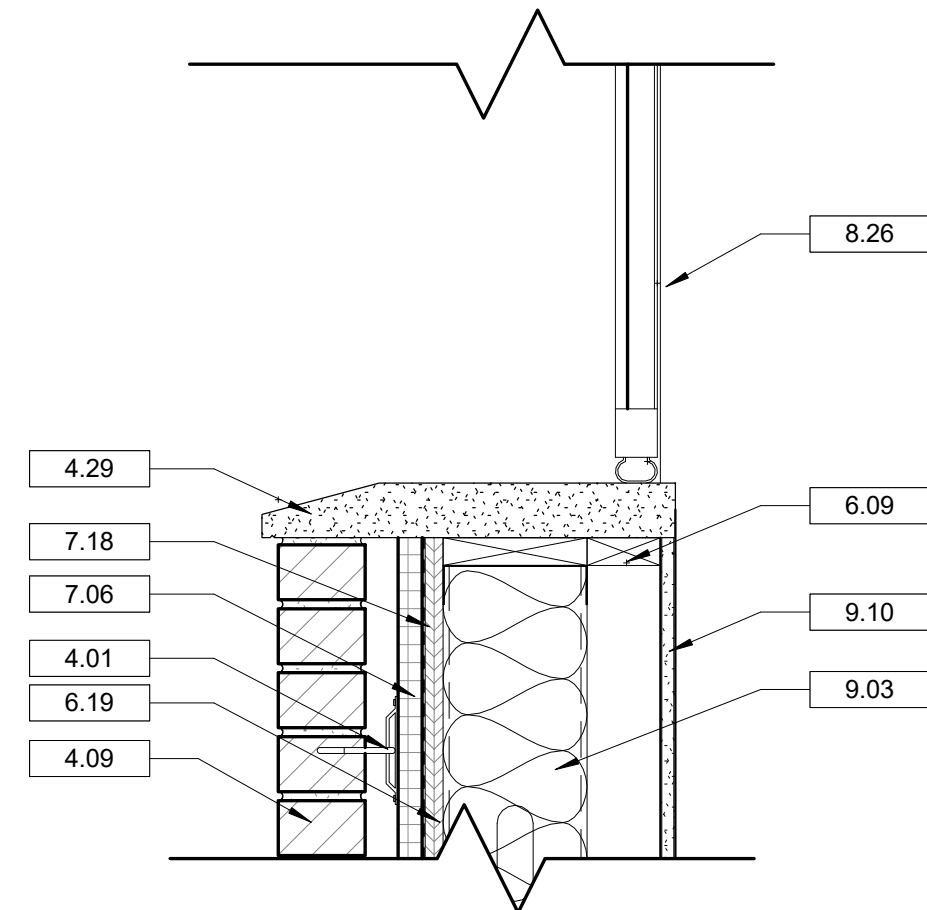
**2 SECTION @ CANOPY TO ALUMINIM PANEL**  
A8.2 1 1/2" = 1'-0"



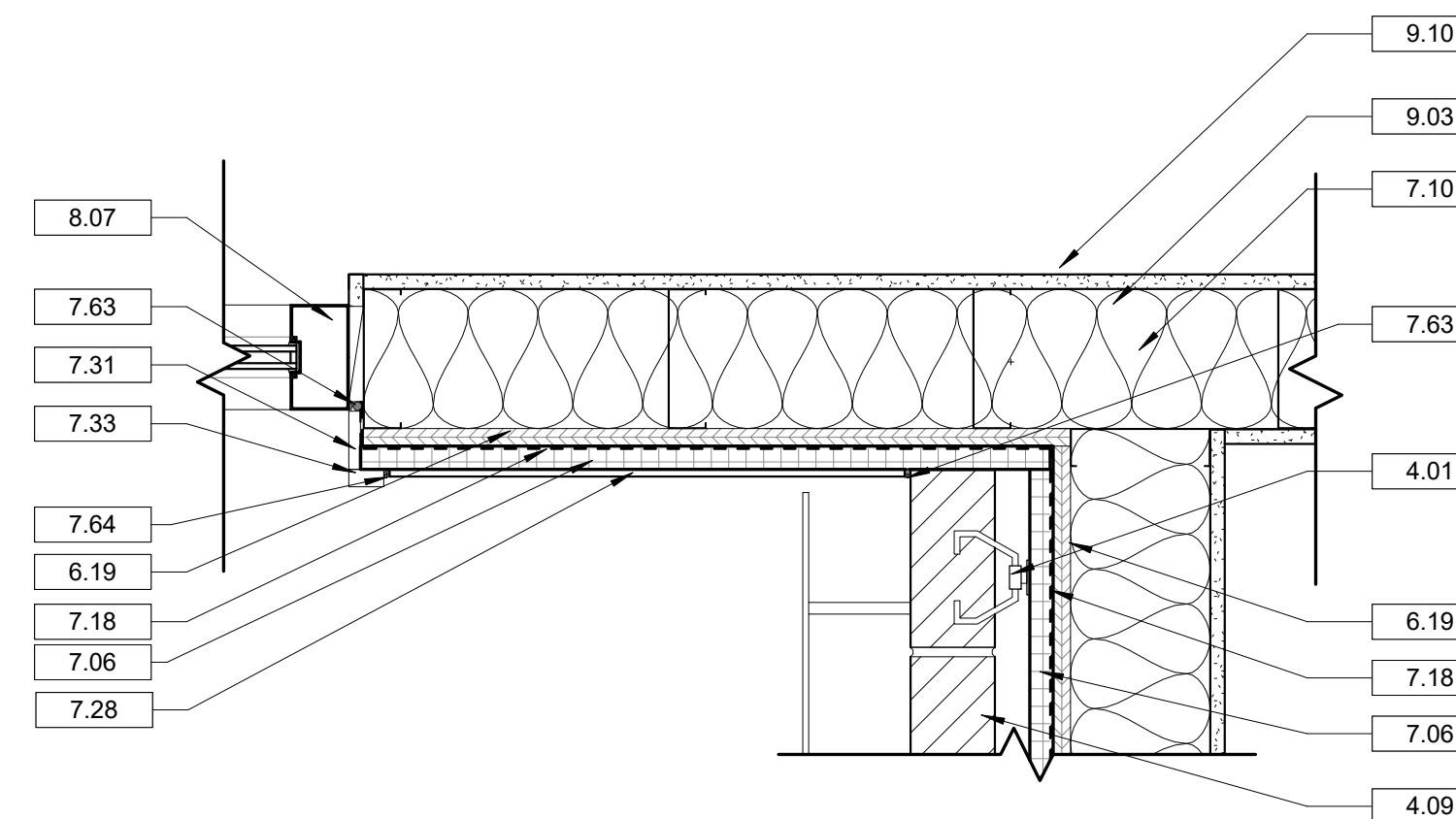
**3 SECTION @ ROOF TO WALL**  
A8.2 1 1/2" = 1'-0"



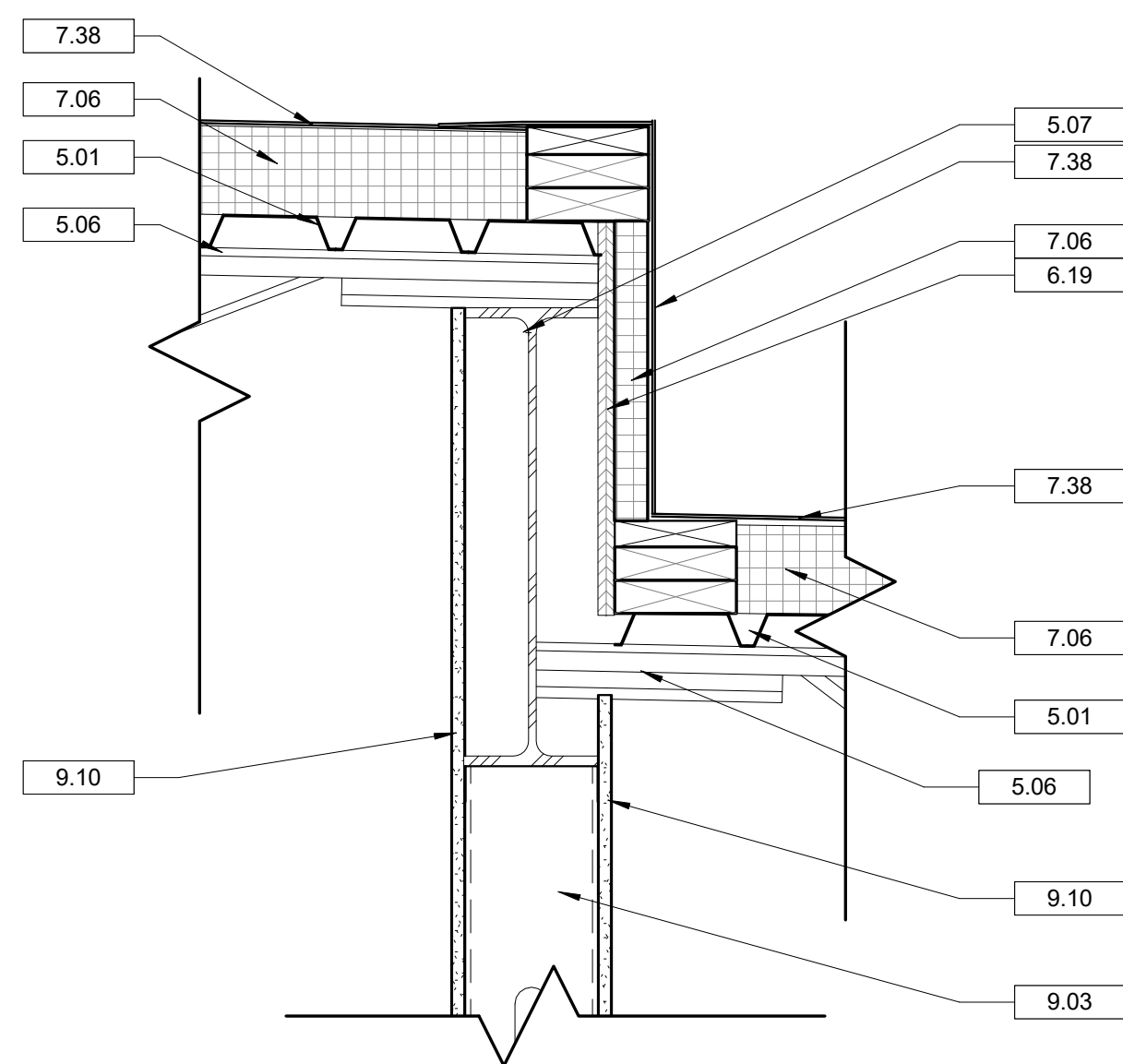
**4 DETAIL @ ROOF TO WALL CONNECTION**  
A8.2 1 1/2" = 1'-0"



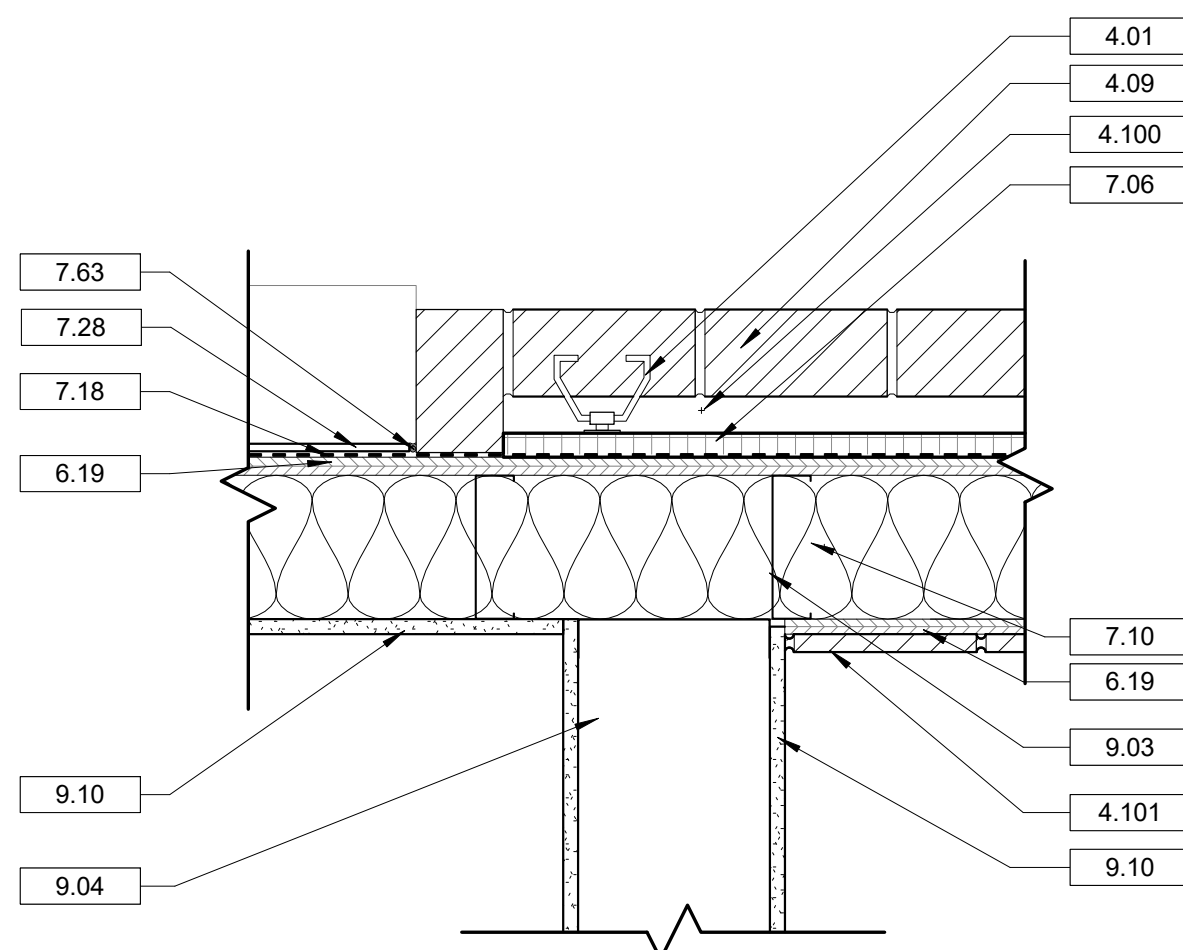
**5 SECTION DETAIL @ GARAGE DOOR SEAL**  
A8.2 1 1/2" = 1'-0"



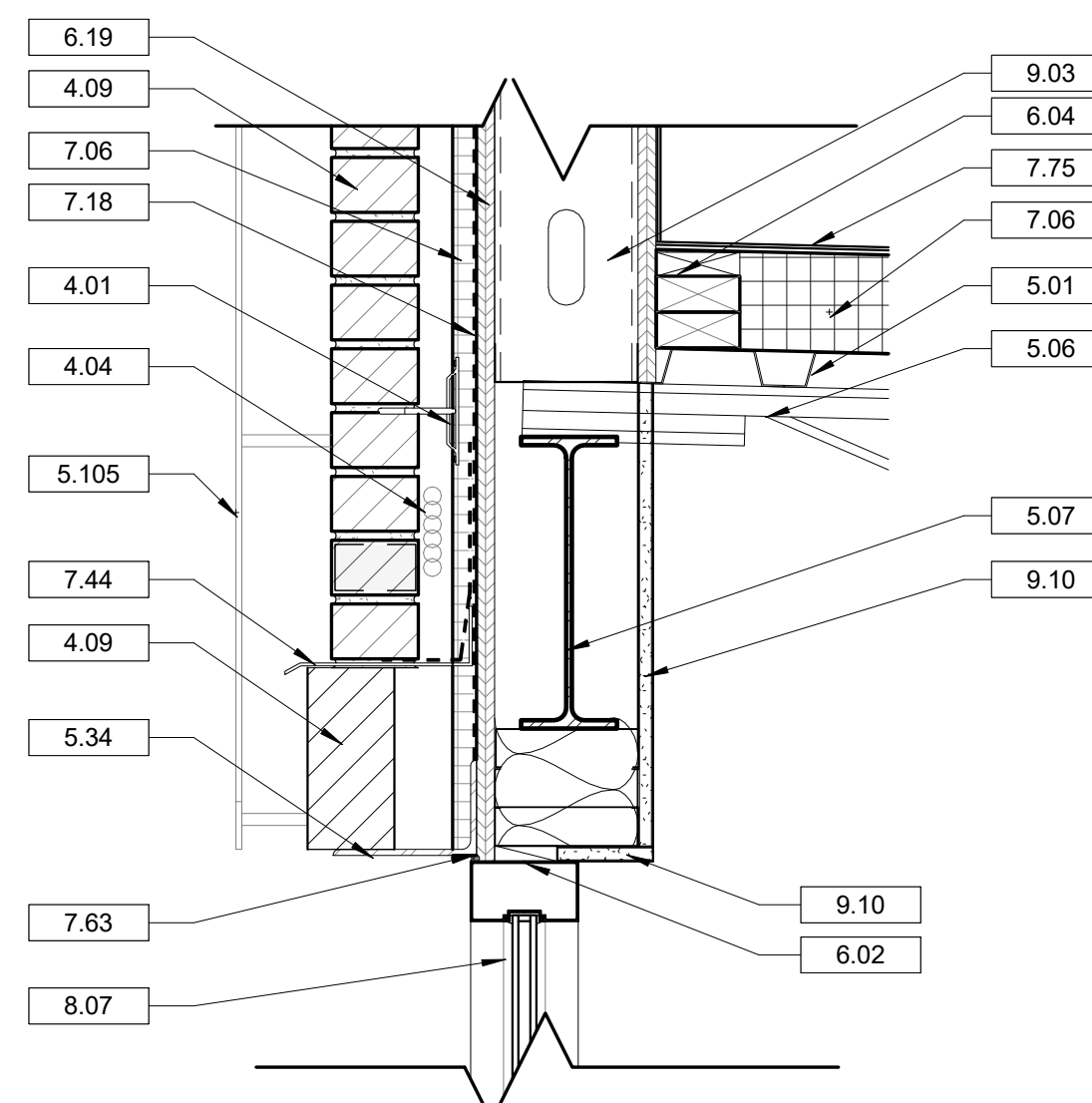
**6 PLAN DETAIL @ BRICK TO FC**  
A8.2 1 1/2" = 1'-0"



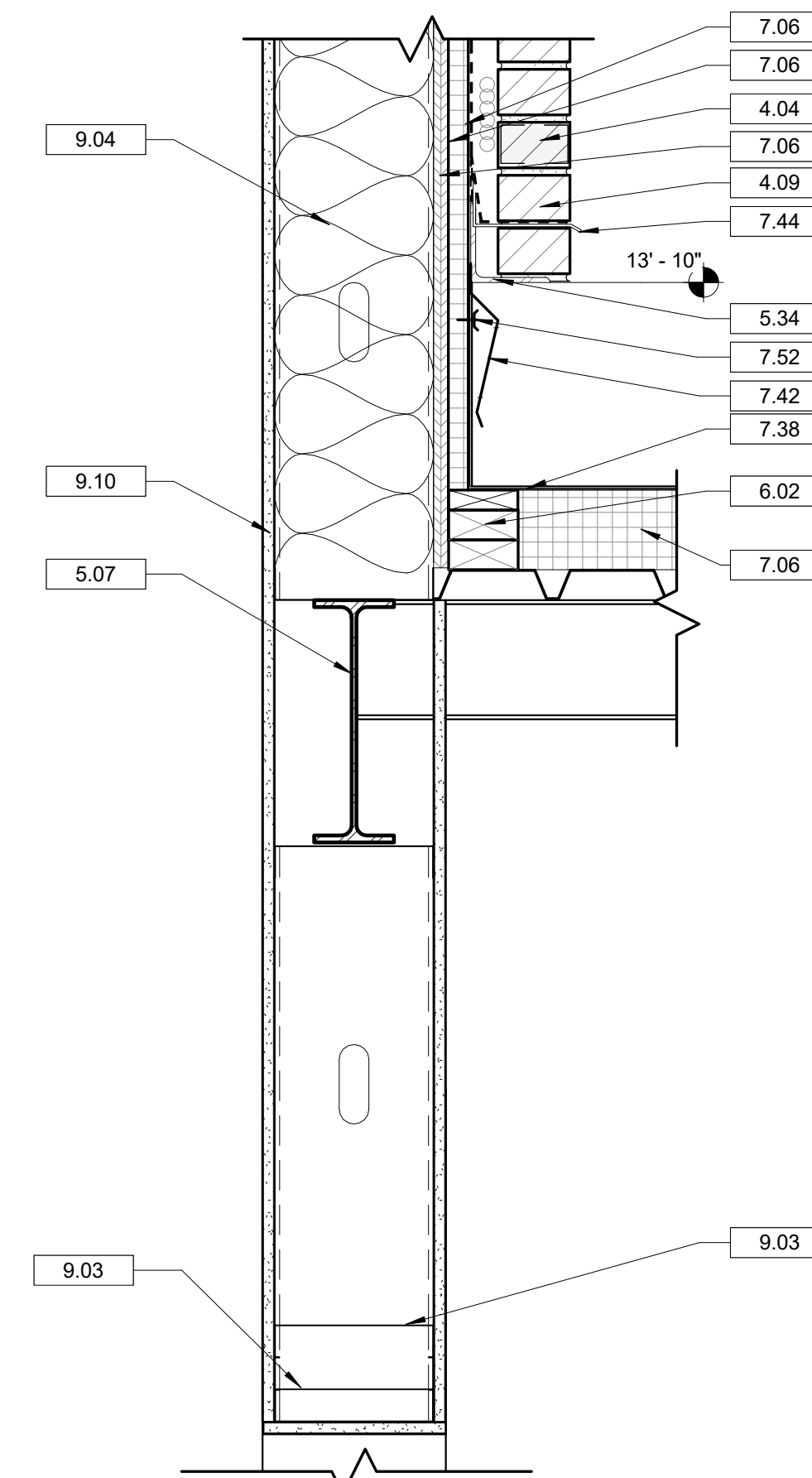
**7 SECTION @ TOWER TO LOW ROOF**  
A8.2 1 1/2" = 1'-0"



**8 PLAN DETAIL @ DINING 2 TO BAR**  
A8.2 1 1/2" = 1'-0"



**9 SECTION DETAIL @ TOWER STOREFRONT HEAD**  
A8.2 1 1/2" = 1'-0"




**10 SECTION @ TOWER TO PATIO CANOPY**  
A8.2 1 1/2" = 1'-0"

**DRAWING NOTES**

- 4.01 MASONRY WALL TIE. REFER TO STRUCTURAL DRAWINGS FOR TYPE.
- 4.04 MASONRY WEEP AND VENTING ACCESSORY AT 16 INCHES ON CENTER. REFER TO SPECIFICATIONS.
- 4.09 BRICK VENEER. REFER TO WALL TYPE SCHEDULE AND SPECIFICATIONS FOR TYPE, COLOR AND BONDING PATTERN.
- 4.29 CAST STONE SILL.
- 4.100 1 1/2" AIR SPACE.
- 4.101 THIN BRICK VENEER OVER METAL TRACK. REFER TO FINISH SCHEDULE AND SPECIFICATIONS.
- 5.01 METAL ROOF DECKING. REFER TO STRUCTURAL DRAWINGS.
- 5.06 K-SERIES BAR JOIST. REFER TO STRUCTURAL DRAWINGS.
- 5.07 STRUCTURAL FRAMING. REFER TO STRUCTURAL DRAWINGS.
- 5.12 METAL HOIST BEAM. REFER TO STRUCTURAL DRAWINGS.
- 5.14 METAL BOX HEADER. REFER TO STRUCTURAL DRAWINGS.
- 5.34 METAL ANGLE. REFER TO STRUCTURAL DRAWINGS.
- 5.103 PREFINISHED ALUMINUM CANOPY SYSTEM WITH INTEGRATED GUTTER. BASIS OF DESIGN: AVINEX COLORADO CANOPY SYSTEM, FLAT SOFFIT, 8" SMOOTH FASCIA, RECESSED DOWN-LIGHTNING PRE-INSTALLED.
- 5.105 CUSTOM ALUMINUM SCREEN SYSTEM. REFER TO A6.2 FOR DETAILS.
- 6.02 PRESSURE TREATED BLOCKING AS REQUIRED.
- 6.04 2 x 4 WOOD FRAMING AT 16 INCHES ON CENTER. UNLESS NOTED OTHERWISE.
- 6.05 2 x 6 WOOD FRAMING AT 16 INCHES ON CENTER. UNLESS NOTED OTHERWISE.
- 6.09 1 X 2 INCH PRESSURE TREATED FURRING STRIPS AT 16 INCHES ON CENTER.
- 6.19 SHEATHING. REFER TO STRUCTURAL DRAWINGS.
- 7.06 RIGID INSULATION. REFER TO SPECIFICATIONS FOR MINIMUM R-VALUES.
- 7.10 BATT INSULATION. REFER TO SPECIFICATIONS.
- 7.18 AIR BARRIER.
- 7.28 CEMENTITIOUS SIDING. PAINT. REFER TO SPECIFICATIONS.
- 7.31 CEMENTITIOUS TRIM 2 1/2 INCH. PAINT. REFER TO SPECIFICATIONS.
- 7.33 CEMENTITIOUS TRIM 1 1/2 INCH. PAINT. REFER TO SPECIFICATIONS.
- 7.38 SINGLE PLY ROOFING MEMBRANE. REFER TO SPECIFICATIONS.
- 7.40 PREFINISHED METAL COPING WITH CONTINUOUS CLEAT.
- 7.42 METAL COUNTERFLASHING OVER TERMINATION BAR.
- 7.44 THROUGH-WALL FLASHING.
- 7.52 METAL TERMINATION BAR.
- 7.63 CONTINUOUS BACKER ROD WITH SEALANT.
- 7.64 SEALANT. CONTINUOUS. REFER TO SPECIFICATIONS.
- 7.75 ROOF MEMBRANE OVER R-25 OR GREATER RIGID INSULATION. 60 MIL TPO FULLY ADHERED MEMBRANE WITH 20 YEAR WARRANTY. COLOR: WHITE. GAF EVERGUARD EXTREME OR EQUAL.
- 8.01 HOLLOW METAL DOOR FRAME (WELDED). PAINT.
- 8.07 ALUMINUM STOREFRONT SYSTEM. REFER TO WINDOW SCHEDULE AND SPECIFICATIONS.
- 8.26 GARAGE DOOR WITH WEATHER SEAL. REFER TO DOOR SCHEDULE.
- 9.03 6 INCH METAL STUD FRAMING SYSTEM.
- 9.04 8 INCH METAL STUD FRAMING SYSTEM. REFER TO STRUCTURAL DRAWINGS.
- 9.10 5/8 INCH GYPSUM WALL BOARD.
- 10.26 METAL ROOF LADDER

Seal



**DP3**  
ARCHITECTS

DP3 Architects, Ltd.  
15 South Main Street, Suite 400  
Greenville, SC 29601  
864.232.8200  
www.DP3architects.com

Project

**MARIACHIS**  
RESTAURANT  
LANCASTER, SC

Project Number 23213  
Drawn By MO  
Checked By KMW  
Date 05 AUG. 24

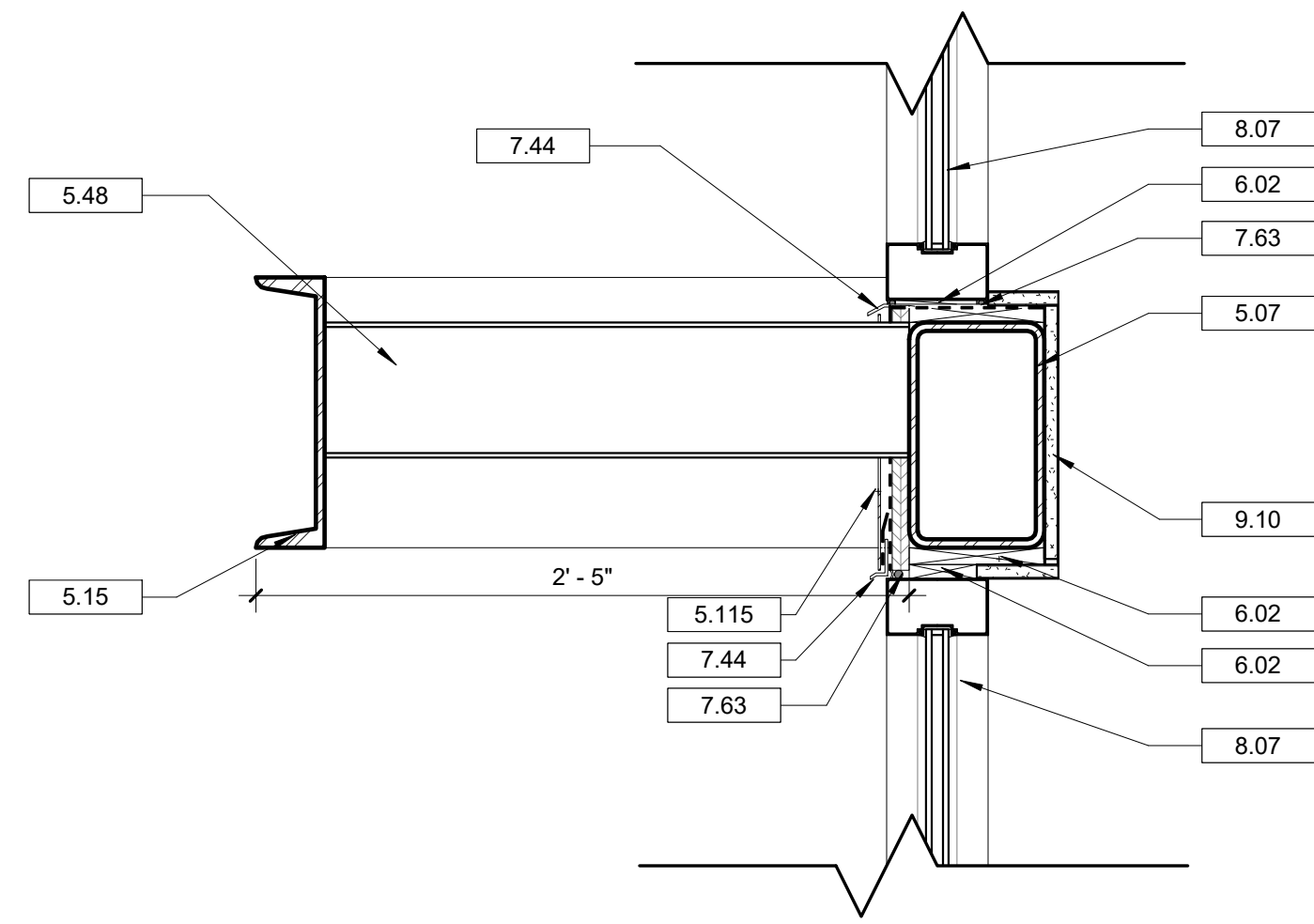
Revisions

Drawing

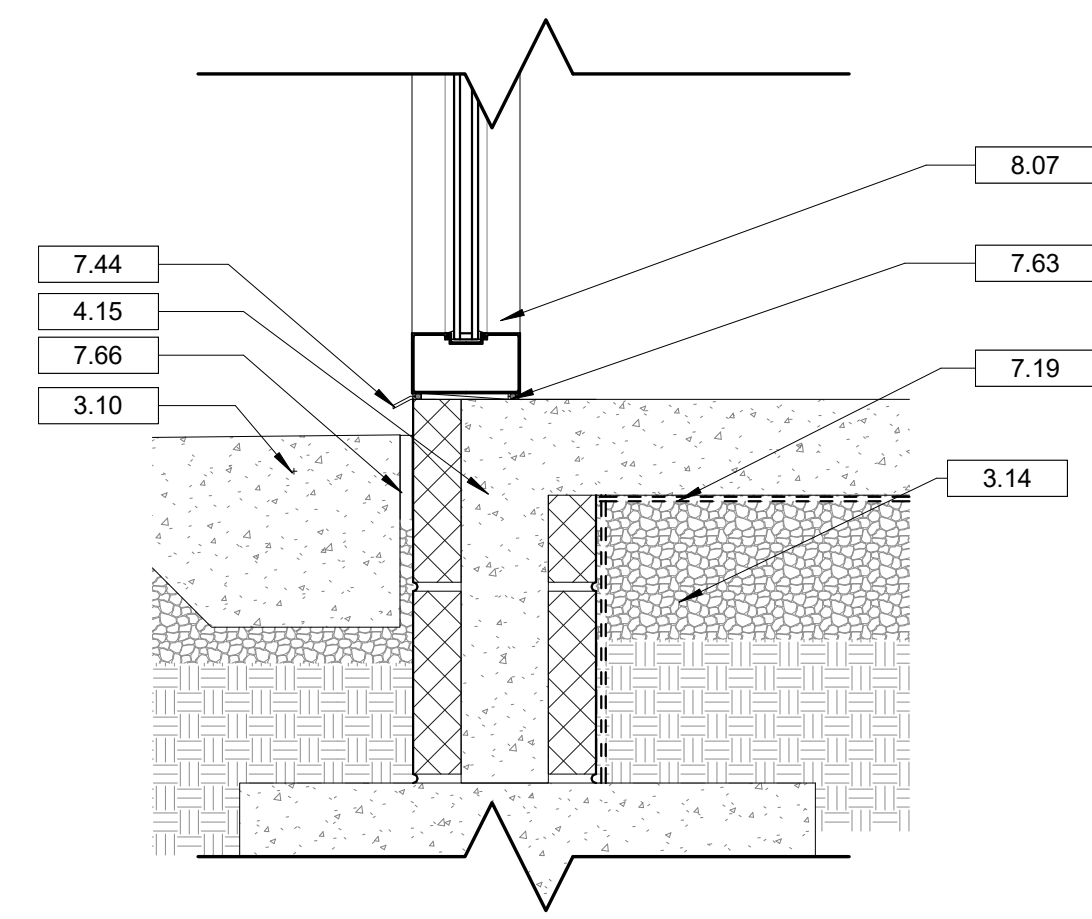
DETAILS

**A8.2**

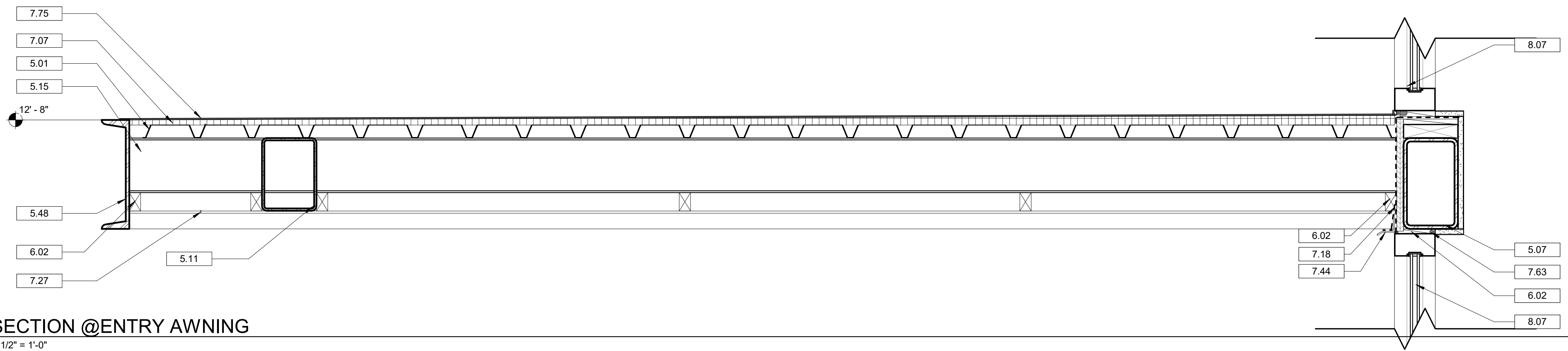
Copyright : These Drawings are the property of DP3 Architects, Ltd., and reuse on any other project without written permission will result in legal action.



1 SECTION @ ENTRY AWNING SIDE  
A8.3 1 1/2" = 1'-0"



2 SECTION @ STOREFRONT SILL  
A8.3 1 1/2" = 1'-0"

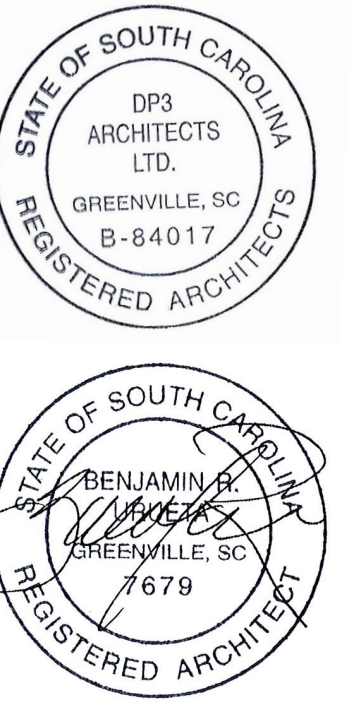


3 SECTION @ ENTRY AWNING  
A8.3 1 1/2" = 1'-0"

DRAWING NOTES

- 3.10 CAST-IN-PLACE CONCRETE. REFER TO STRUCTURAL DRAWINGS.
- 3.14 COMPACTED STONE. REFER TO STRUCTURAL DRAWINGS.
- 4.15 EXTERIOR 8 INCH X 8 INCH X 16 INCH CONCRETE MASONRY UNIT. REFER TO STRUCTURAL DRAWINGS FOR REINFORCEMENT. REFER TO WALL TYPE SCHEDULE.
- 5.01 METAL ROOF DECKING. REFER TO STRUCTURAL DRAWINGS.
- 5.07 STRUCTURAL FRAMING. REFER TO STRUCTURAL DRAWINGS.
- 5.11 METAL STRUCTURAL BEAM. REFER TO STRUCTURAL DRAWINGS.
- 5.15 METAL CHANNEL. REFER TO STRUCTURAL DRAWINGS.
- 5.48 C-CHANNEL. REFER TO STRUCTURAL.
- 5.115 METAL PANEL TO MATCH STOREFRONT.
- 6.02 PRESSURE TREATED BLOCKING AS REQUIRED.
- 7.07 TAPERED INSULATION. DRAIN TO SLOPE. REFER TO SPECIFICATIONS.
- 7.18 AIR BARRIER.
- 7.19 VAPOR BARRIER.
- 7.27 PREFINISHED METAL SOFFIT PANELS. REFER TO SPECIFICATIONS.
- 7.44 THROUGH-WALL FLASHING.
- 7.63 CONTINUOUS BACKER ROD WITH SEALANT.
- 7.66 EXPANSION MATERIAL.
- 7.75 ROOF MEMBRANE OVER R-25 OR GREATER RIGID INSULATION. 60 MIL TPO FULLY ADHERED MEMBRANE WITH 20 YEAR WARRANTY. COLOR: WHITE. GAF EVERGUARD EXTREME OR EQUAL.
- 8.07 ALUMINUM STOREFRONT SYSTEM. REFER TO WINDOW SCHEDULE AND SPECIFICATIONS.
- 9.10 5/8 INCH GYPSUM WALL BOARD.

Seal



**DP3**  
ARCHITECTS

DP3 Architects, Ltd.  
15 South Main Street, Suite 400  
Greenville, SC 29601  
864.232.8200  
www.DP3architects.com

Project

MARIACHIS  
RESTAURANT  
LANCASTER, SC

Project Number 23213  
Drawn By MO  
Checked By KMW  
Date 05 AUG. 24

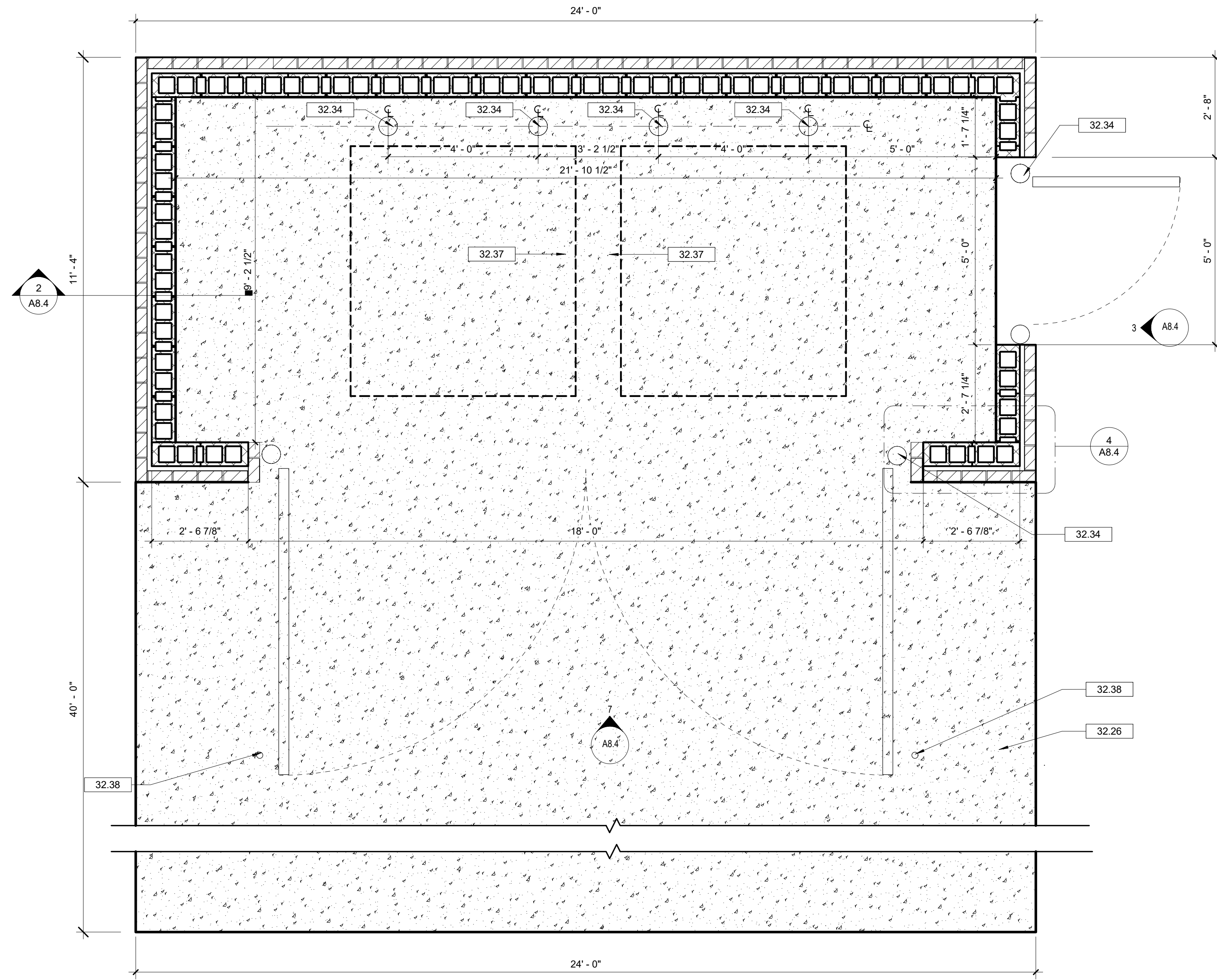
Revisions

Drawing

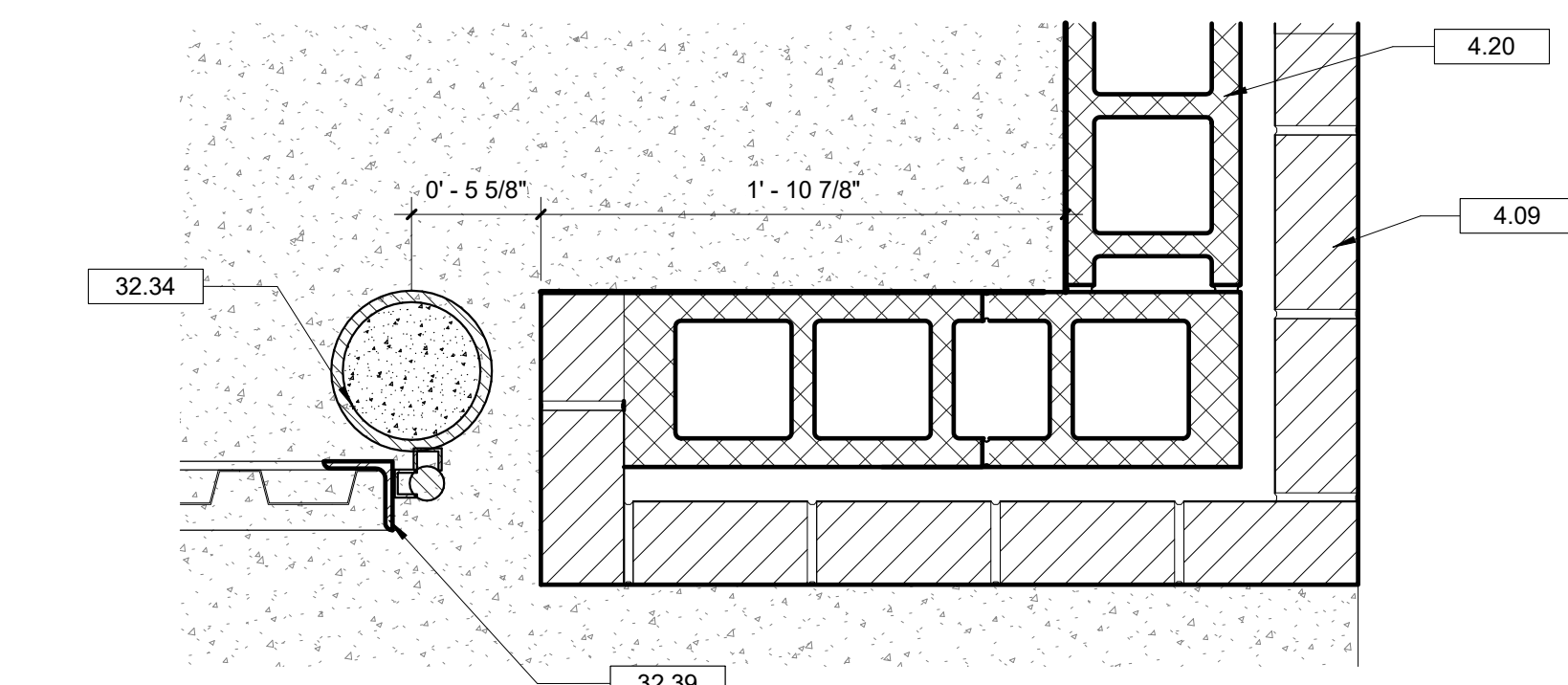
DETAILS

A8.3

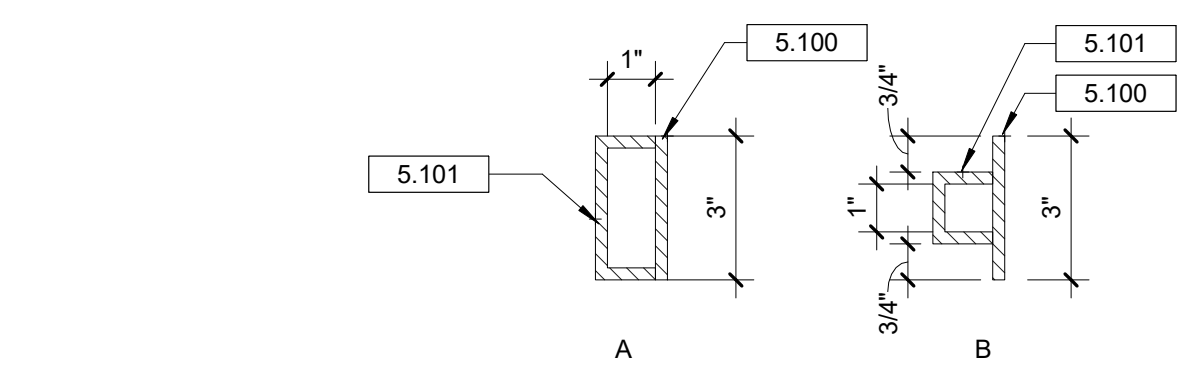
Copyright : These Drawings are the property of DP3 Architects, Ltd., and reuse on any other project without written permission will result in legal action.



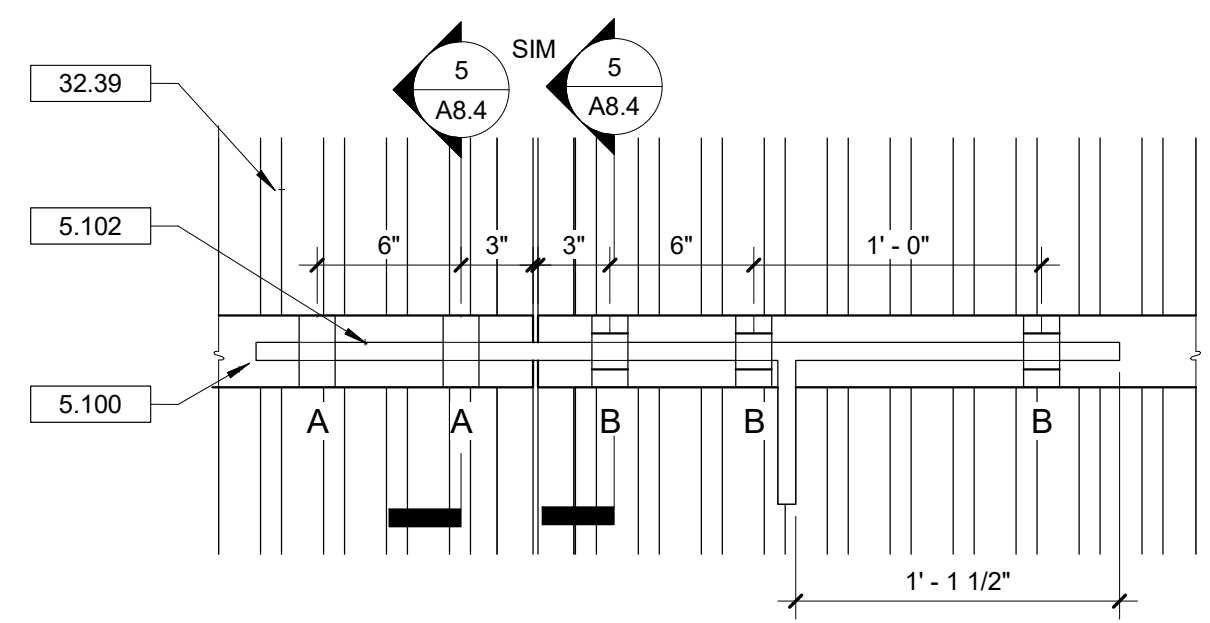
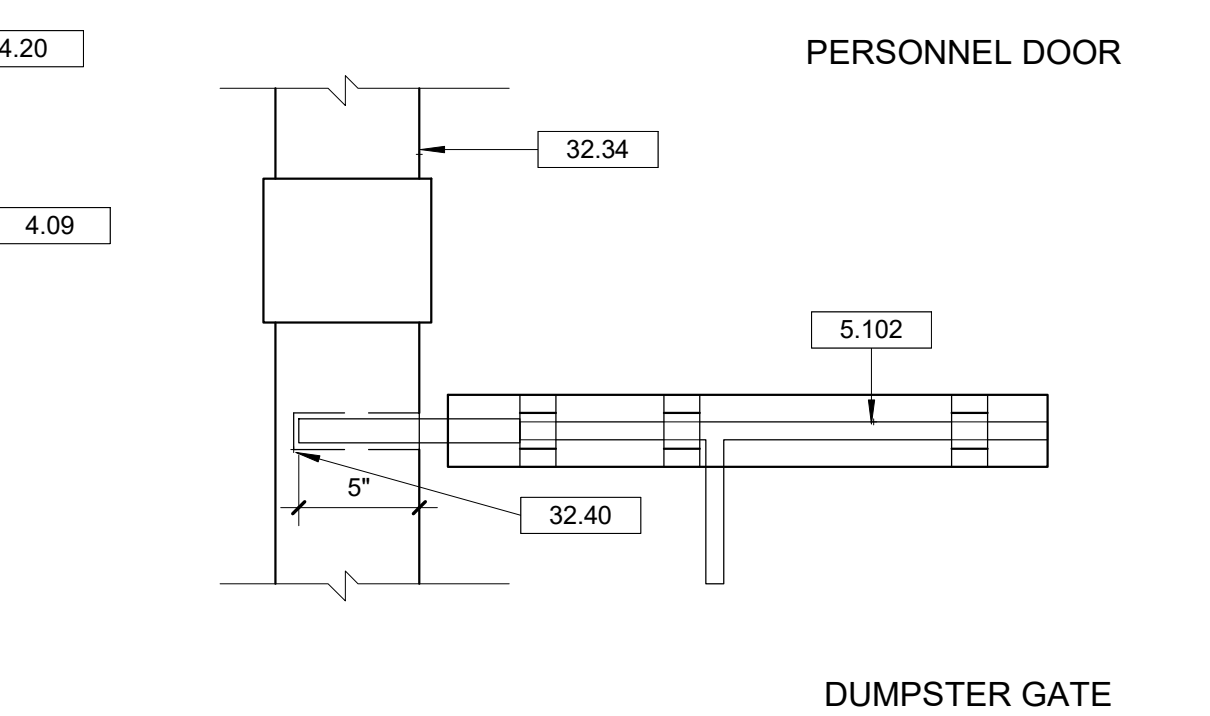
1 DUMPSTER PLAN  
A8.4 1/2" = 1'-0"



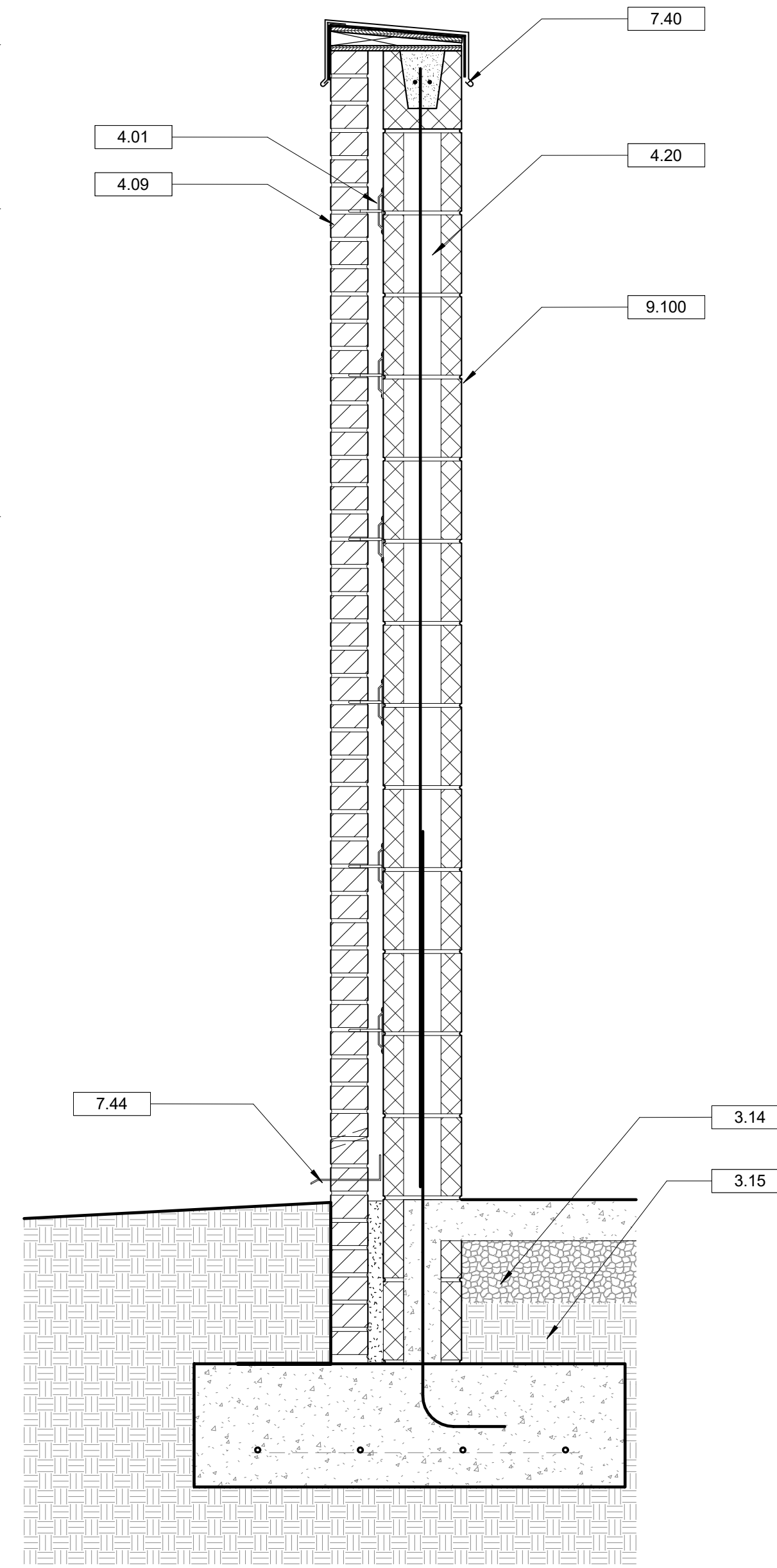
4 DUMPSTER GATE DETAIL  
A8.4 1 1/2" = 1'-0"



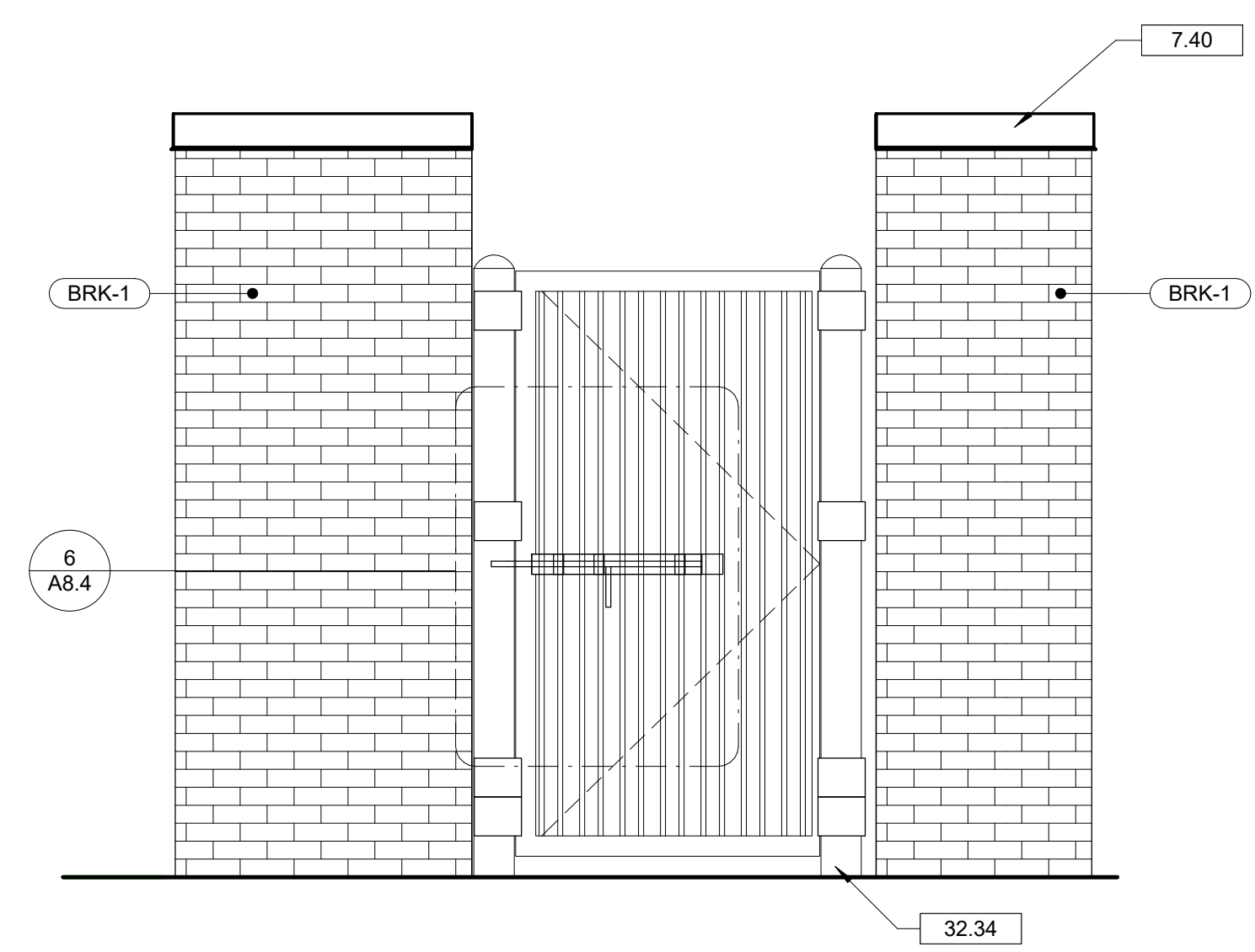
5 GATE LATCH SECTION DETAL  
A8.4 3" = 1'-0"



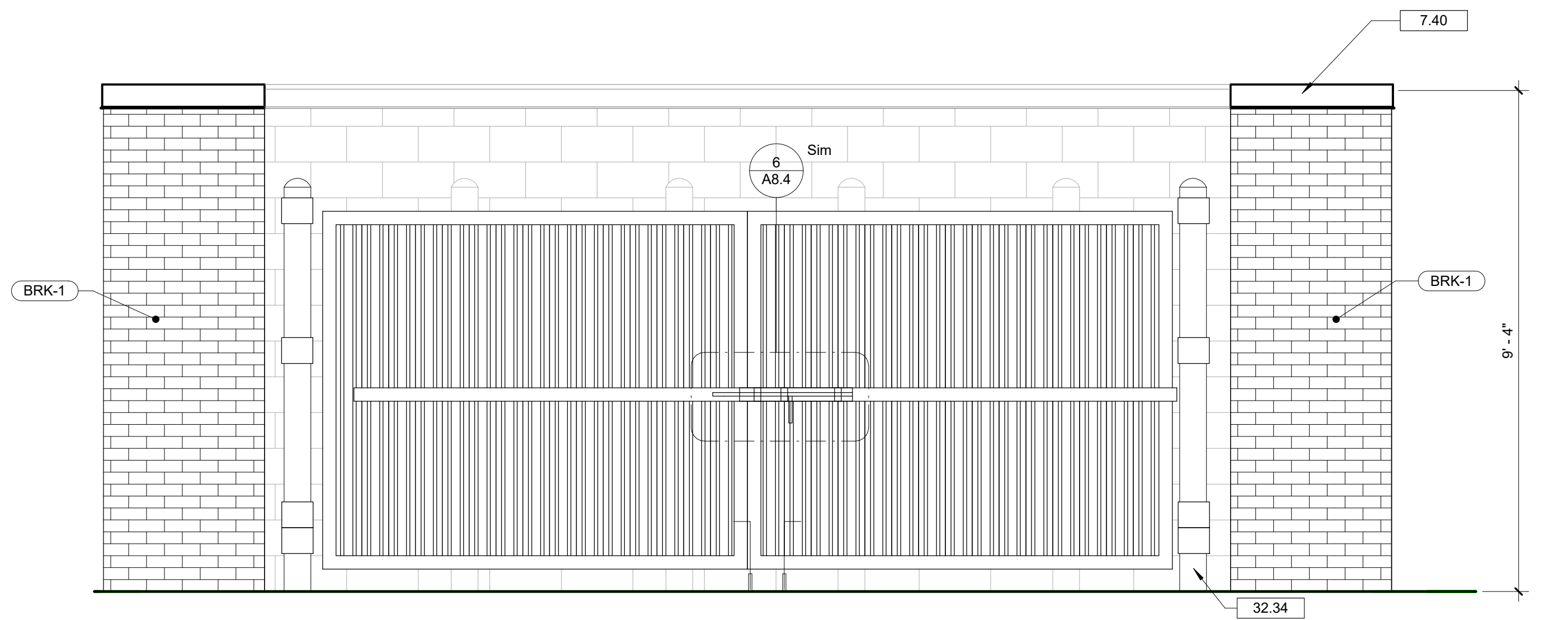
6 GATE LATCH ELEVATION DETAIL  
A8.4 1 1/2" = 1'-0"



2 TRASH ENCLOSURE SIDE WALL  
A8.4 1" = 1'-0"



3 SIDE ELEVATION  
A8.4 1/2" = 1'-0"

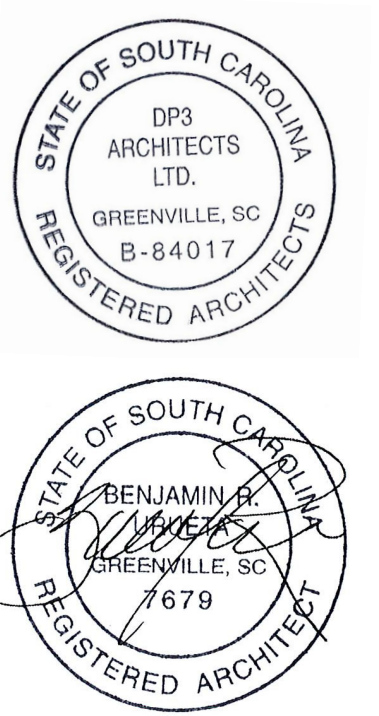


7 FRONT ELEVATION  
A8.4 1/2" = 1'-0"

**DRAWING NOTES**

- 3.14 COMPACTED STONE. REFER TO STRUCTURAL DRAWINGS.
- 3.15 COMPACTED FILL. REFER TO STRUCTURAL DRAWINGS.
- 4.01 MASONRY WALL TIE. REFER TO STRUCTURAL DRAWINGS FOR TYPE.
- 4.09 BRICK VENEER. REFER TO WALL TYPE SCHEDULE AND SPECIFICATIONS FOR TYPE, COLOR AND BONDING PATTERN.
- 4.20 CMU. REFER TO STRUCTURAL.
- 5.100 3" X 1/4" STEEL PLATE WELDED TO METAL DECK.
- 5.101 1/4" STEEL STOCK WELD TO METAL PLATE. GRIND SMOOTH.
- 5.102 3/4" DIAMETER SOLID STEEL THROW BOLT WITH 6" PULL HANDLE.
- 7.40 PREFINISHED METAL COPING WITH CONTINUOUS CLEAT.
- 7.44 THROUGH-WALL FLASHING.
- 9.100 EPOXY PAINT AT INSIDE FACE OF CMU WALL AT SERVICE AREA AND STORAGE.
- 32.26 CONCRETE PAD FOR DUMPSTERS. REFER TO CIVIL.
- 32.34 6 INCH DIAMETER STEEL PIPE BOLLARD, CONCRETE FILLED WITH METAL DOME CAP. PAINTED.
- 32.37 DUMPSTERS BY OTHERS.
- 32.38 DRILL HOLE IN CONCRETE FOR GATE HOLD OPEN PIN.
- 32.39 METAL ROOF DECK GATE WITH ANGLE FRAME. PAINT.
- 32.40 1" DIAMETER HOLE DRILLED INTO GATE POST. COORDINATE LOCATION WITH MOUNTING HEIGHT OF ACCESS GATE THROW BOLT.

Seal



**DP3**  
ARCHITECTS

DP3 Architects, Ltd.  
15 South Main Street, Suite 400  
Greenville, SC 29601  
864.232.8200  
www.DP3architects.com

Project

MARIACHIS  
RESTAURANT  
LANCASTER, SC

Project Number 23213  
Drawn By MO  
Checked By KMW  
Date 05 AUG. 24

Revisions

Drawing

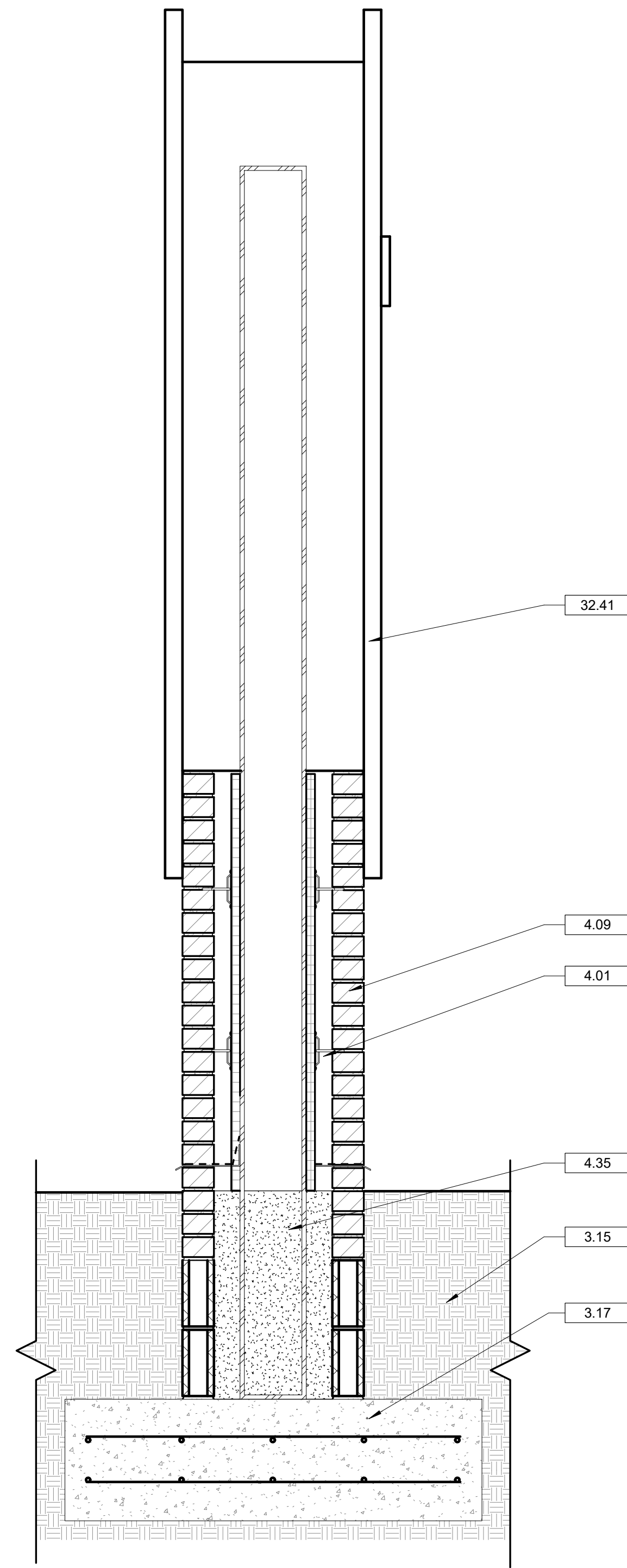
DUMPSTER  
ENCLOSURE  
DETAILS

**A8.4**

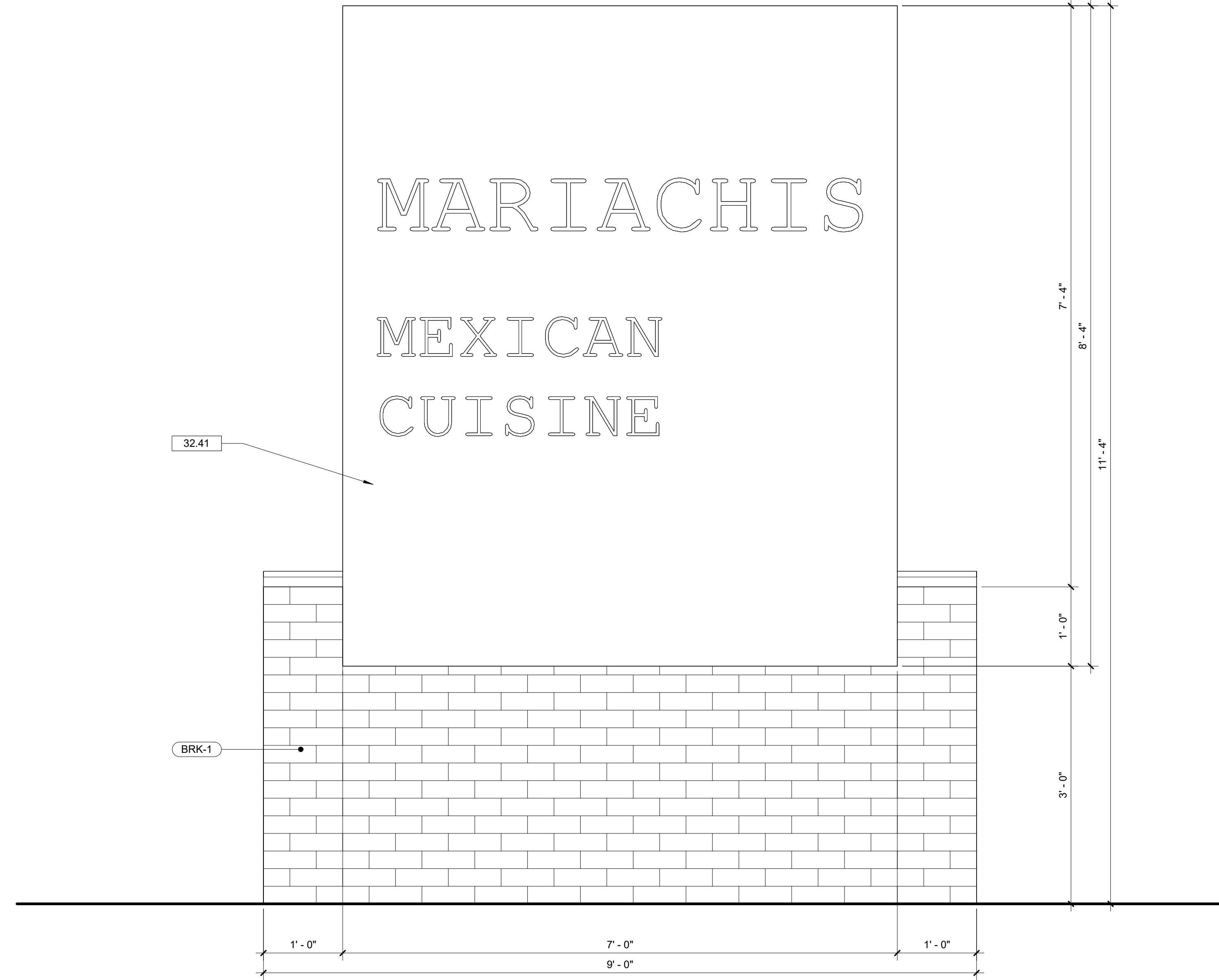
Copyright : These Drawings are the property of DP3 Architects, Ltd., and reuse on any other project without written permission will result in legal action.

**DRAWING NOTES**

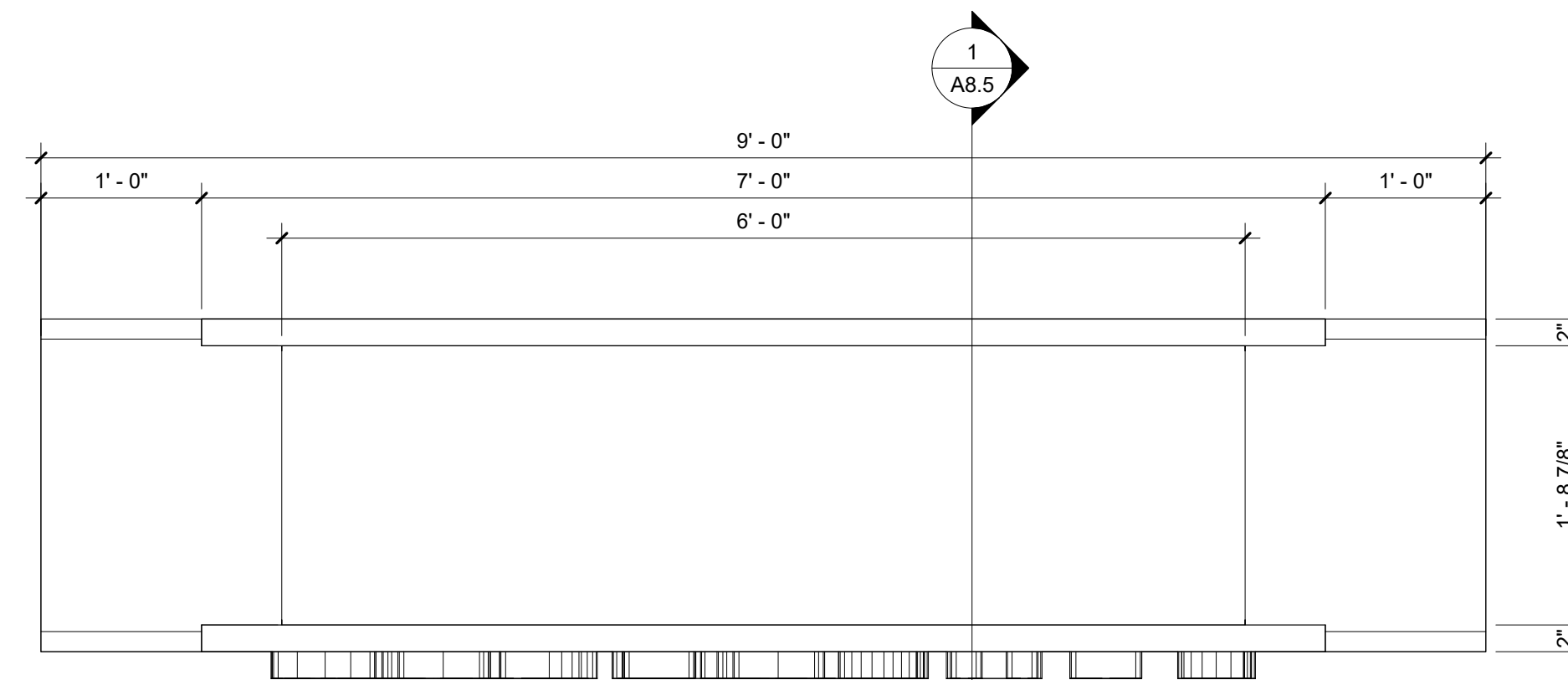
- 3.15 COMPACTED FILL. REFER TO STRUCTURAL DRAWINGS.
- 3.17 CONCRETE FOOTING. REFER TO STRUCTURAL DRAWINGS FOR SIZE, TYPE OF REINFORCEMENT AND DEPTH.
- 4.01 MASONRY WALL TIE. REFER TO STRUCTURAL DRAWINGS FOR TYPE.
- 4.09 BRICK VENEER. REFER TO WALL TYPE SCHEDULE AND SPECIFICATIONS FOR TYPE, COLOR AND BONDING PATTERN.
- 4.35 GROUT CAVITY CELLS OF MASONRY UNITS SOLID. REFER TO STRUCTURAL DRAWINGS.
- 32.41 MONUMENT SIGN BY MANUFACTURER



**1 MONUMENT SIGN - SECTION**  
A8.5 1" = 1'-0"




**2 MONUMENT SIGN - ELEVATION**  
A8.5 1" = 1'-0"



**3 MONUMENT SIGN - PLAN**  
A8.5 1" = 1'-0"

Seal



**DP3**  
ARCHITECTS

DP3 Architects, Ltd.  
15 South Main Street, Suite 400  
Greenville, SC 29601  
864.232.8200  
www.DP3architects.com

Project

**MARIACHIS**  
RESTAURANT  
LANCASTER, SC

Project Number 23213  
Drawn By MO  
Checked By KMW  
Date 05 AUG. 24

Revisions

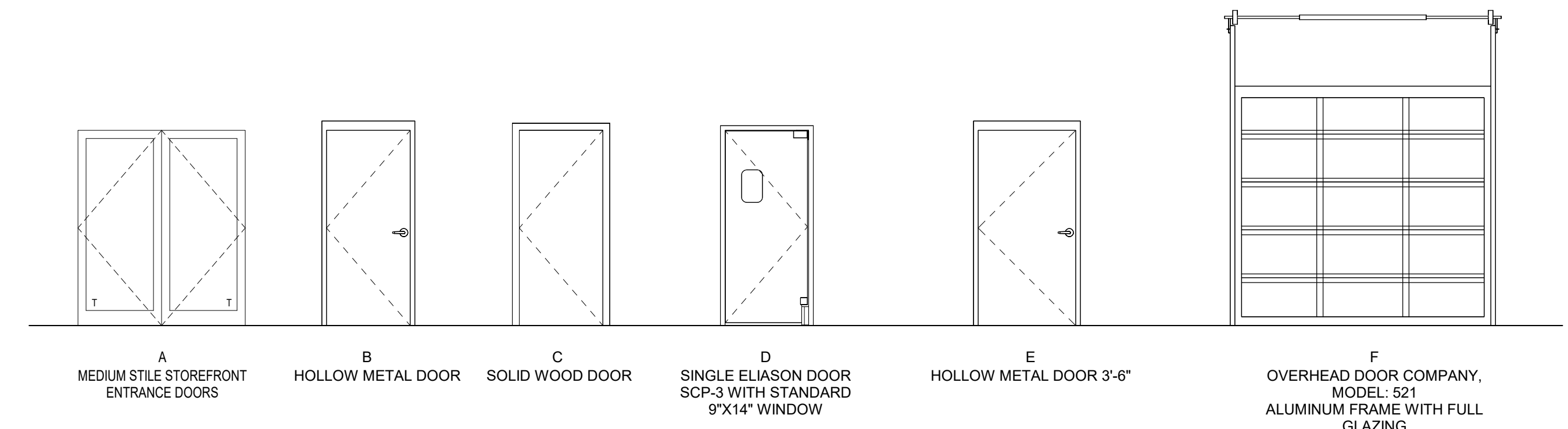
Drawing

**MONUMENT**  
SIGNAGE DETAILS

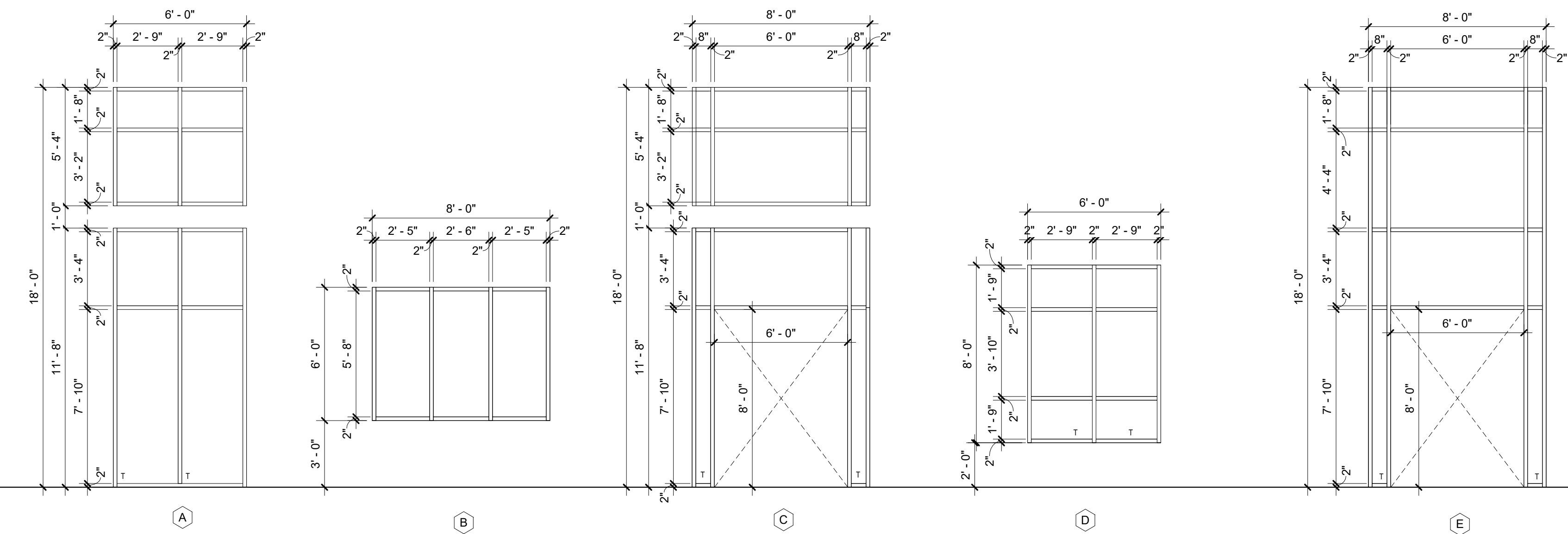
**A8.5**

DOOR NUMBER	FRAME				DOOR							
	FRAME WIDTH	FRAME HEIGHT	FRAME MATERIAL	FRAME COLOR	SIZE		TYPE MARK	FINISH	FIRE RATING	GLAZING	HARDWARE SET	NOTES
					WIDTH	HEIGHT						
100	-	-	ALUM	DARK BRONZE	(2) 3'-0"	8'-0"	A	DARK BRONZE	--	1/2" INSUL.	1	
101	-	-	ALUM	DARK BRONZE	(2) 3'-0"	8'-0"	A	DARK BRONZE	--	1/2" INSUL.	2	
102	3'-4"	7'-4"	HM	DARK BRONZE	3'-0"	7'-0"	B	DARK BRONZE	--	--	3	
104A	-	-	-	-	9'-9"	8'-0"	F	DARK BRONZE	--	1/2" INSUL.	BY MANUF.	
104B	-	-	-	-	9'-9"	8'-0"	F	DARK BRONZE	--	1/2" INSUL.	BY MANUF.	
105	-	-	-	STAINLESS STEEL TRIM	3'-0"	7'-0"	D	STAINLESS STEEL	--	BY MANUF.	BY MANUF.	
108	3'-4"	7'-2"	HM	PAINTED TO MATCH ADJACENT WALL	3'-0"	7'-0"	B	PAINTED TO MATCH ADJACENT WALL	--	--	5	
111	3'-4"	7'-4"	HM	PAINTED TO MATCH BRK-1	3'-0"	7'-0"	B	PAINTED TO MATCH BRK-1	--	--	7	
112	3'-4"	7'-2"	HM	STAINLESS STEEL	3'-0"	7'-0"	B	PAINTED TO MATCH ADJACENT WALL	--	--	6	
113	3'-10"	7'-4"	HM	PAINTED TO MATCH BRK-1	3'-6"	7'-0"	E	PAINTED TO MATCH BRK-1	--	--	3	
115	3'-4"	7'-2"	WD	PAINTED TO MATCH ADJACENT WALL	3'-0"	7'-0"	C	PAINTED TO MATCH ADJACENT WALL	--	--	4	UNDERCUT 1"
116	3'-4"	7'-2"	WD	PAINTED TO MATCH ADJACENT WALL	3'-0"	7'-0"	C	PAINTED TO MATCH ADJACENT WALL	--	--	4	UNDERCUT 1"
117	3'-4"	7'-2"	WD	PAINTED TO MATCH ADJACENT WALL	3'-0"	7'-0"	C	PAINTED TO MATCH ADJACENT WALL	--	--	4	UNDERCUT 1"
118	3'-4"	7'-2"	WD	PAINTED TO MATCH ADJACENT WALL	3'-0"	7'-0"	C	PAINTED TO MATCH ADJACENT WALL	--	--	4	UNDERCUT 1"

HARDWARE SCHEDULE			HARDWARE SCHEDULE NOTES		
<b>HARDWARE SET 1 - DOUBLE EXT. STOREFRONT DOOR</b>	<b>HARDWARE SET 4 - PUBLIC RESTROOM DOOR</b>	<b>HARDWARE SET 7 - MECHANICAL ROOM</b>	<b>HARDWARE MANUFACTURERS (BASIS OF DESIGN):</b>		
6 EA. BALL BEARING BUTTS	3 EA. BALL BEARING BUTTS	3 EA. BALL BEARING BUTTS	LOCKSETS/LATCHSETS	SCHLAGE	
1 EA. PANIC DEVICE	1 EA. PUSH	1 EA. CLOSER	CLOSERS	LOV	
2 EA. CLOSER	1 EA. PULL	1 EA. PULLS	DOOR STOPS/SILENCERS	IVES	
2 EA. PULLS	1 EA. WALL STOP	1 EA. WEATHERSTRIPPING	DOOR KICK PLATES	BROOKLINE	
1 EA. WEATHERSTRIPPING	1 EA. CLOSER	1 EA. THRESHOLD	THRESHOLDS/WEATHERSTRIPPING	PEMCO	
1 EA. THRESHOLD	3 EA. SILENCERS	1 EA. LOCKSET	ELECTRIC STRIKES	HANCHETT ENTRY SYSTEMS	
1 EA. LOCK CYLINDER	1 EA. KICKPLATE		BUTTS	IVES	
			LOOK GUARD	IVES	
			COAT HOOKS	GALLERY SPECIALTY HARDWARE	
<b>HARDWARE SET 2 - DOUBLE INT. STOREFRONT DOOR</b>	<b>HARDWARE SET 5 - OFFICE DOOR</b>		<b>FINISH HARDWARE GENERAL NOTES:</b>		
6 EA. BALL BEARING BUTTS	3 EA. BALL BEARING BUTTS		1. FINISH FOR ALL HARDWARE SHALL BE AGED BRONZE OR EQUIVALENT.		
2 EA. CLOSER	1 EA. "OFFICE FUNCTION" LOCKSET		2. FURNISH FOUR (4) GRAND MASTER KEYS AND FOUR (4) MASTER KEYS AND TWO (2) CHANGE KEYS WITH EACH LOCKING DEVICE. KEYING TO BE DETERMINED BY OWNER.		
2 EA. PULL	1 EA. WALL STOP				
2 EA. PUSH	3 EA. SILENCERS				
	1 EA. CLOSER				
<b>HARDWARE SET 3 - EXTERIOR SINGLE DOOR</b>	<b>HARDWARE SET 6 - STORAGE DOOR</b>				
3 EA. BALL BEARING BUTTS	3 EA. BALL BEARING BUTTS				
1 EA. PANIC DEVICE	1 EA. WALL STOP				
1 EA. CLOSER	3 EA. SILENCERS				
1 EA. PULLS	1 EA. KICK PLATE				
1 EA. WEATHERSTRIPPING	1 EA. "STOREROOM FUNCTION" LEVER SET				
1 EA. THRESHOLD	1 EA. CLOSER				




DOOR TYPE



STOREFRONT ELEVATIONS

Seal



**DP3**  
ARCHITECTS

DP3 Architects, Ltd.  
15 South Main Street, Suite 400  
Greenville, SC 29601  
864.232.8200  
www.DP3architects.com

Project

**MARIACHIS**  
RESTAURANT  
LANCASTER, SC

Project Number 23213  
Drawn By MO  
Checked By KMW  
Date 05 AUG. 24

Revisions

Drawing

DOORS AND  
STOREFRONT  
SCHEDULE

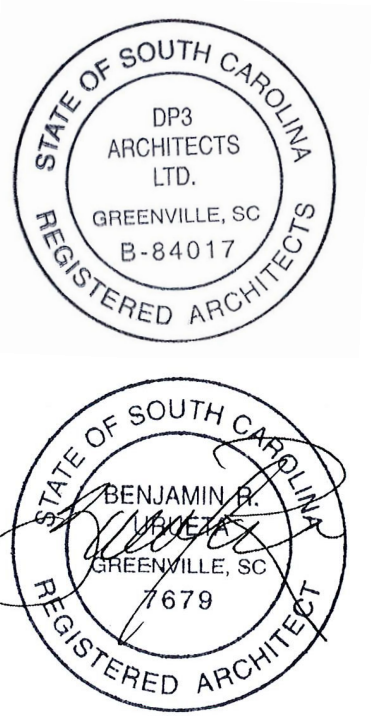
**A10.1**

Copyright : These Drawings are the property of DP3 Architects, Ltd., and reuse on any other project without written permission will result in legal action.

**DRAWING NOTES**

- 5.112 2 1/2" X 2 1/2" TUBE STEEL POST.
- 5.113 4 X 4 TUBE STEEL POST.
- 6.01 WOOD BLOCKING AS REQUIRED.
- 6.04 2 X 4 WOOD FRAMING AT 16 INCHES ON CENTER. UNLESS NOTED OTHERWISE.
- 6.22 3/4 INCH PLYWOOD.
- 6.31 1X8 WOOD TRIM. STAIN.
- 6.102 1X2 WOOD TRIM. STAIN.
- 6.104 1/2" PLYWOOD.
- 6.105 1X3 WOOD TRIM. STAIN.
- 6.106 1X8 WOOD TRIM. STAIN.
- 6.107 1X4 WOOD TRIM. STAIN.
- 9.03 6 INCH METAL STUD FRAMING SYSTEM.
- 9.10 5/8 INCH GYPSUM WALL BOARD.
- 9.25 SCHEDULED RESILIENT BASE.
- 9.108 1X6 CYPRESS BOARD BY DELTA MILLWORKS. BURN TO BE "TIGER SMOOTH". FINISH TO BE NAVAJO WHITE.
- 9.109 SOLID SURFACE COUNTER TOP AND APRON AS SCHEDULED.
- 60.02 2X BRACING AT COUNTER. LOCATION CAN BE SHIFTED TO HIT STUD LOCATIONS.
- 60.03 2X CONTINUOUS WOOD SUPPORT.
- 60.04 (2) 3/4" PLYWOOD DESK TOP AND 4" BACKSPLASH.
- 60.05 2" DIAMETER GROMMET HOLE. COORDINATE LOCATION WITH OWNER.
- 60.06 ALUMINUM BASKET. TYPICAL.
- 60.07 ALUMINUM STANDARDS. REFER TO SPECIFICATIONS.
- 60.08 3/4" PLYWOOD SHELF. STAIN ST-1.
- 60.09 1X2 WOOD SUPPORT. STAIN ST-1.
- 60.10 4X4 WOOD LEGS. STAIN BLACK.

Seal



**DP3**  
ARCHITECTS

DP3 Architects, Ltd.  
15 South Main Street, Suite 400  
Greenville, SC 29601  
864.232.8200  
www.DP3architects.com

Project

**MARIACHIS**  
RESTAURANT  
LANCASTER, SC

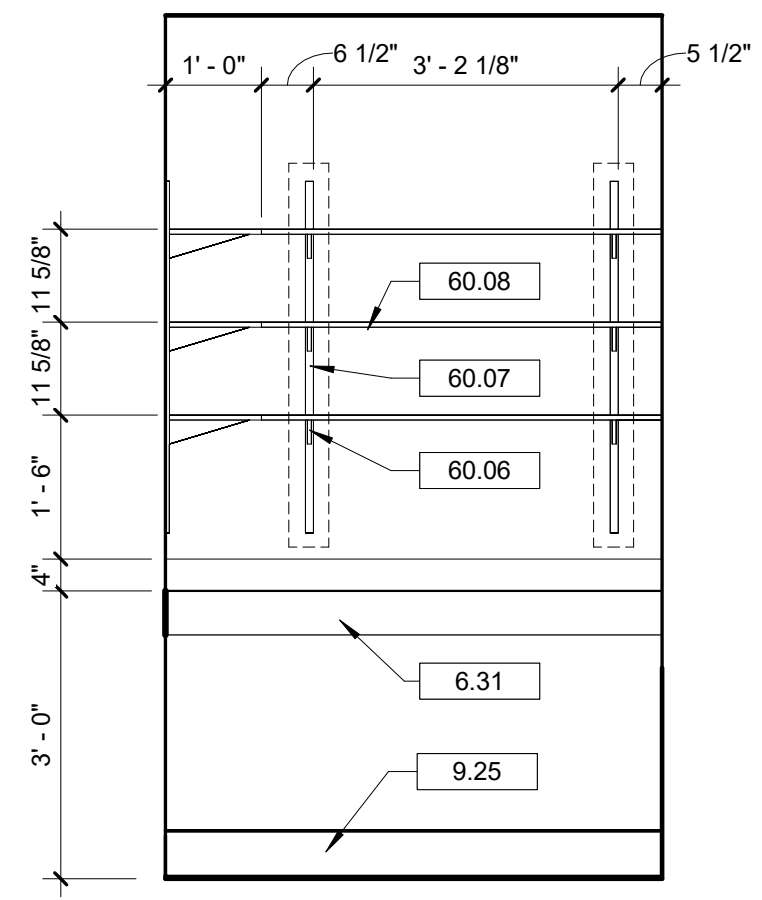
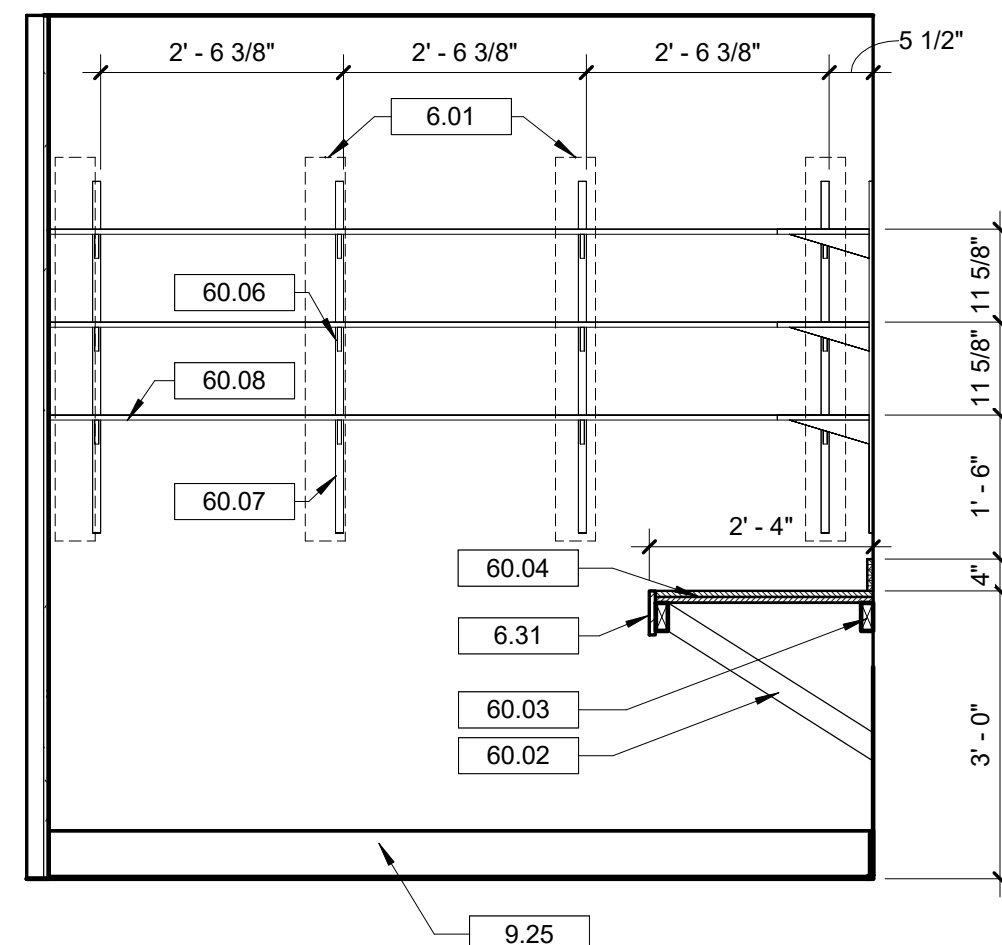
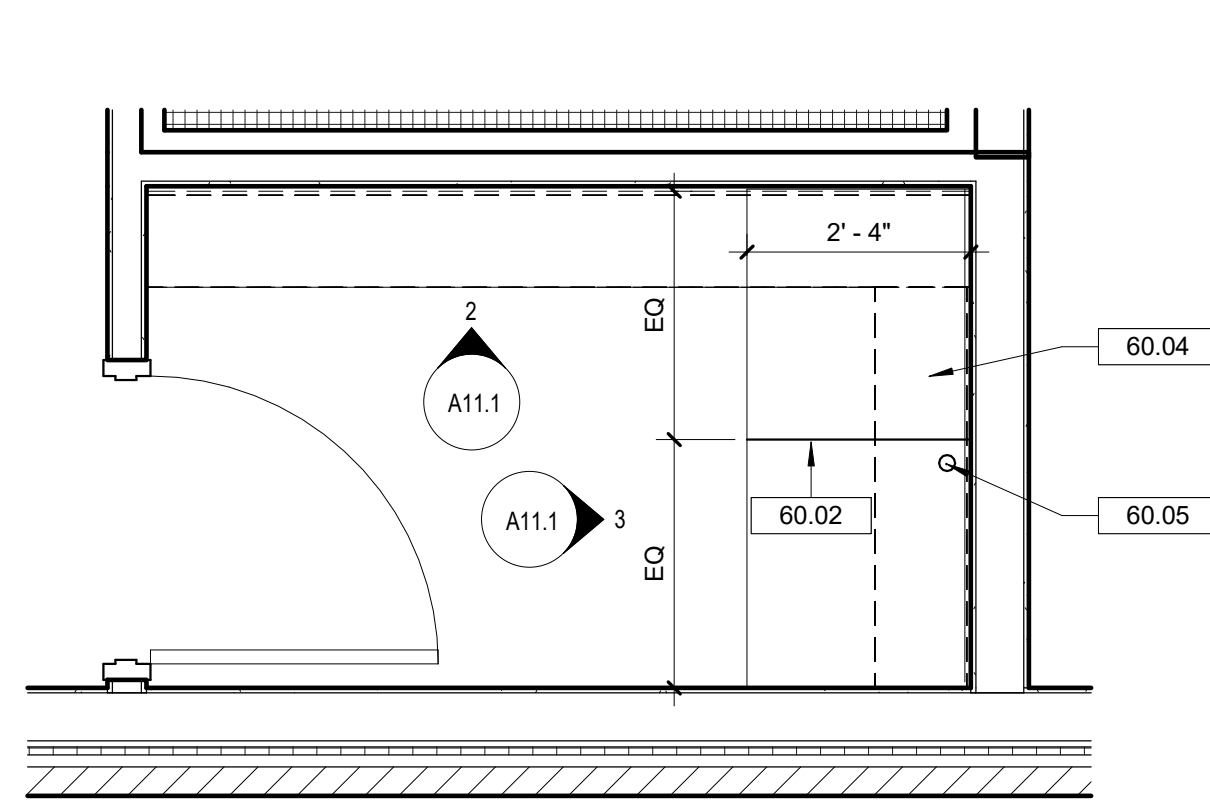
Project Number 23213  
Drawn By ALT  
Checked By KMW  
Date 05 AUG. 24

Revisions

Drawing

MILLWORK  
ELEVATIONS, PLANS  
AND DETAILS

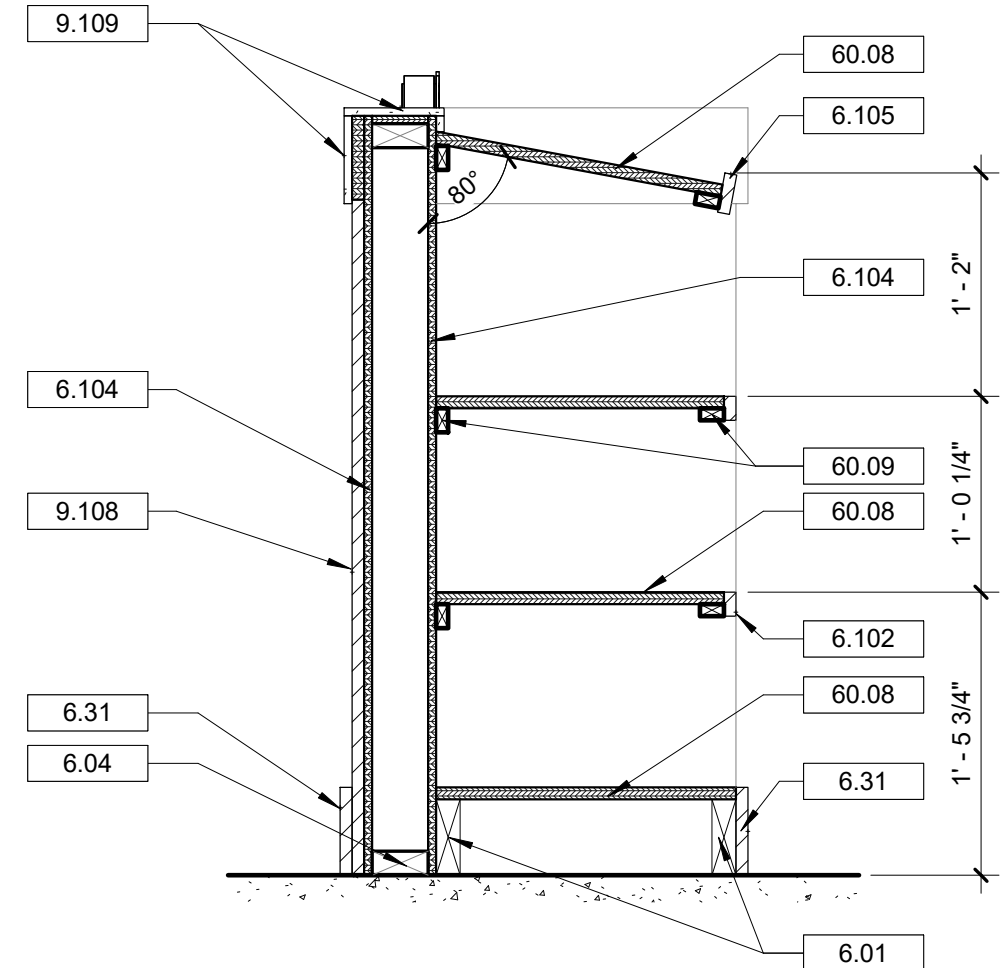
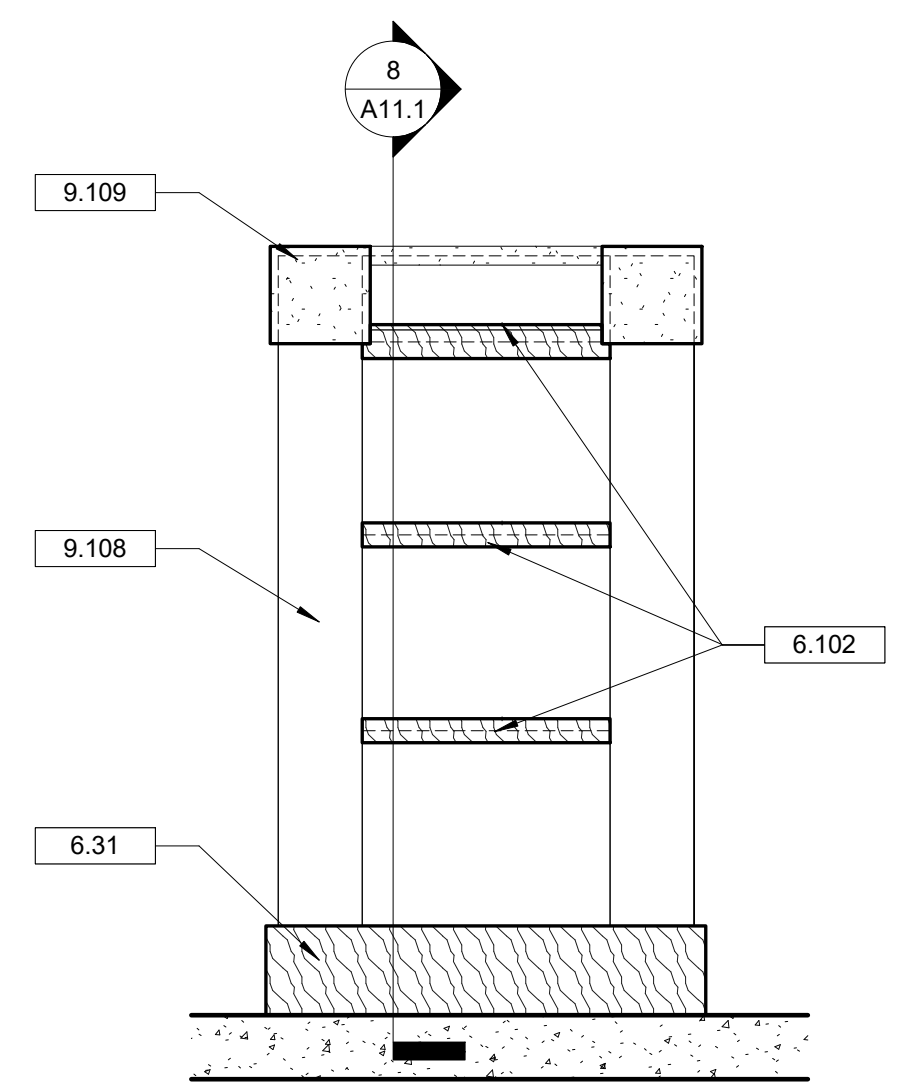
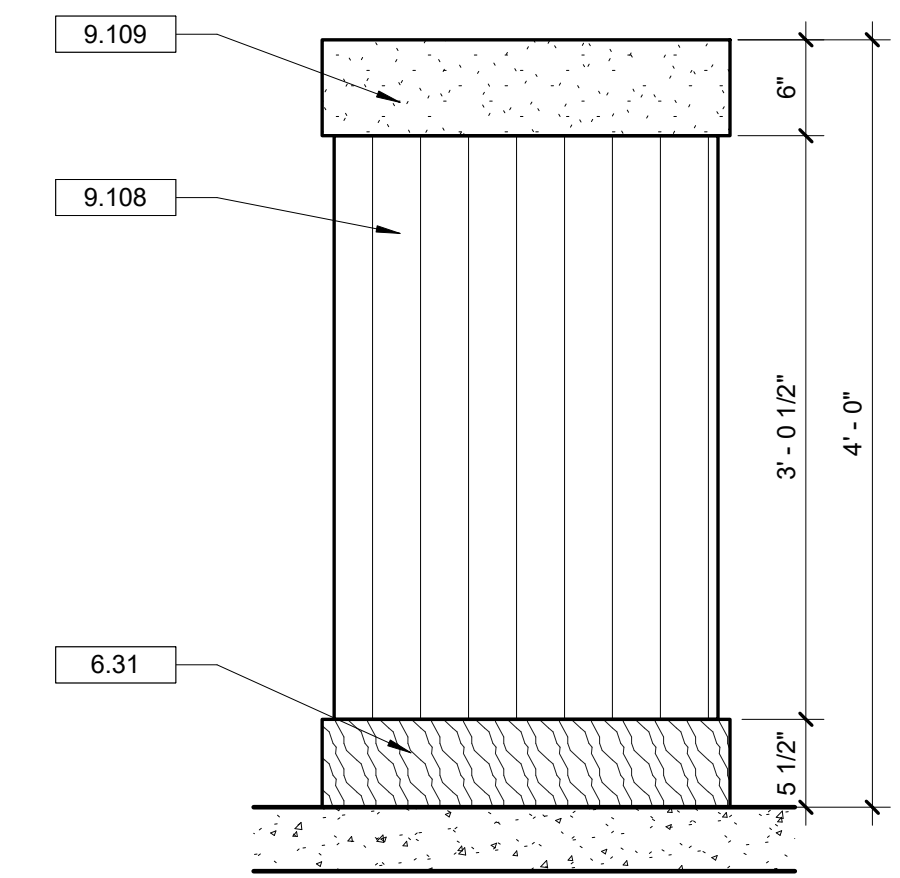
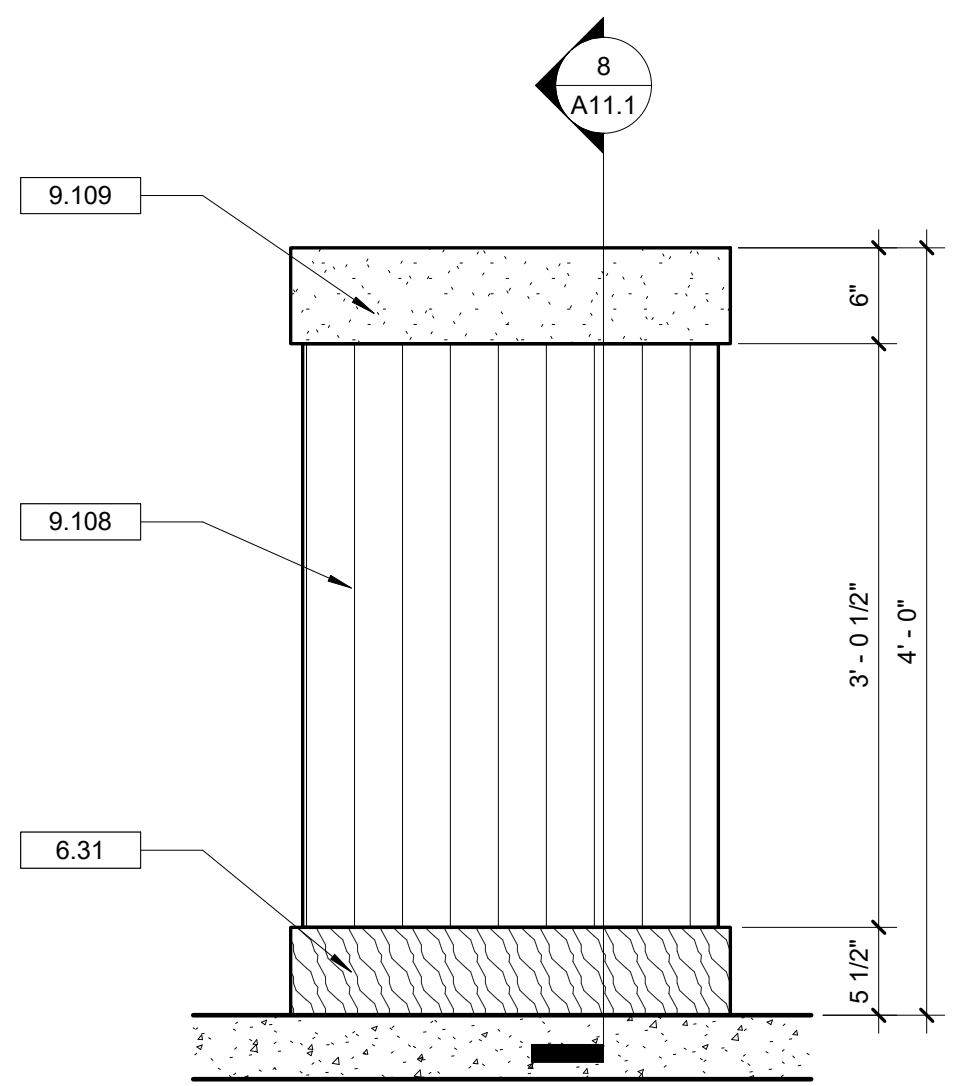
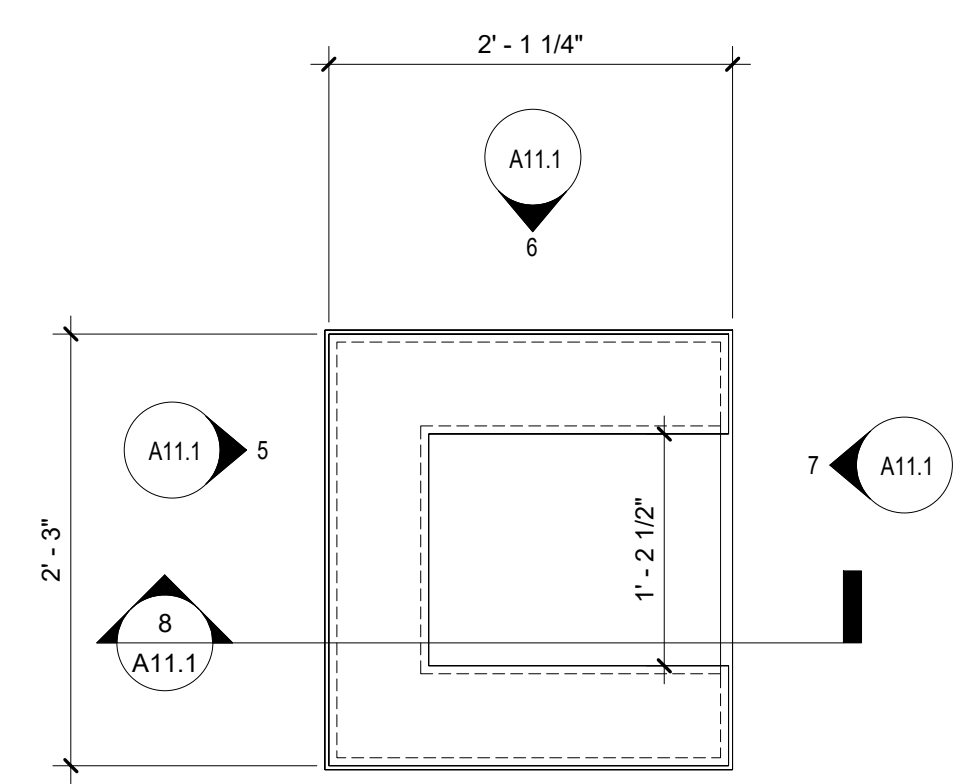
**A11.1**



**1 ENLARGED OFFICE PLAN**  
A11.1 1/2" = 1'-0"

**2 OFFICE ELEVATION - EAST**  
A11.1 1/2" = 1'-0"

**3 OFFICE ELEVATION - NORTH**  
A11.1 1/2" = 1'-0"



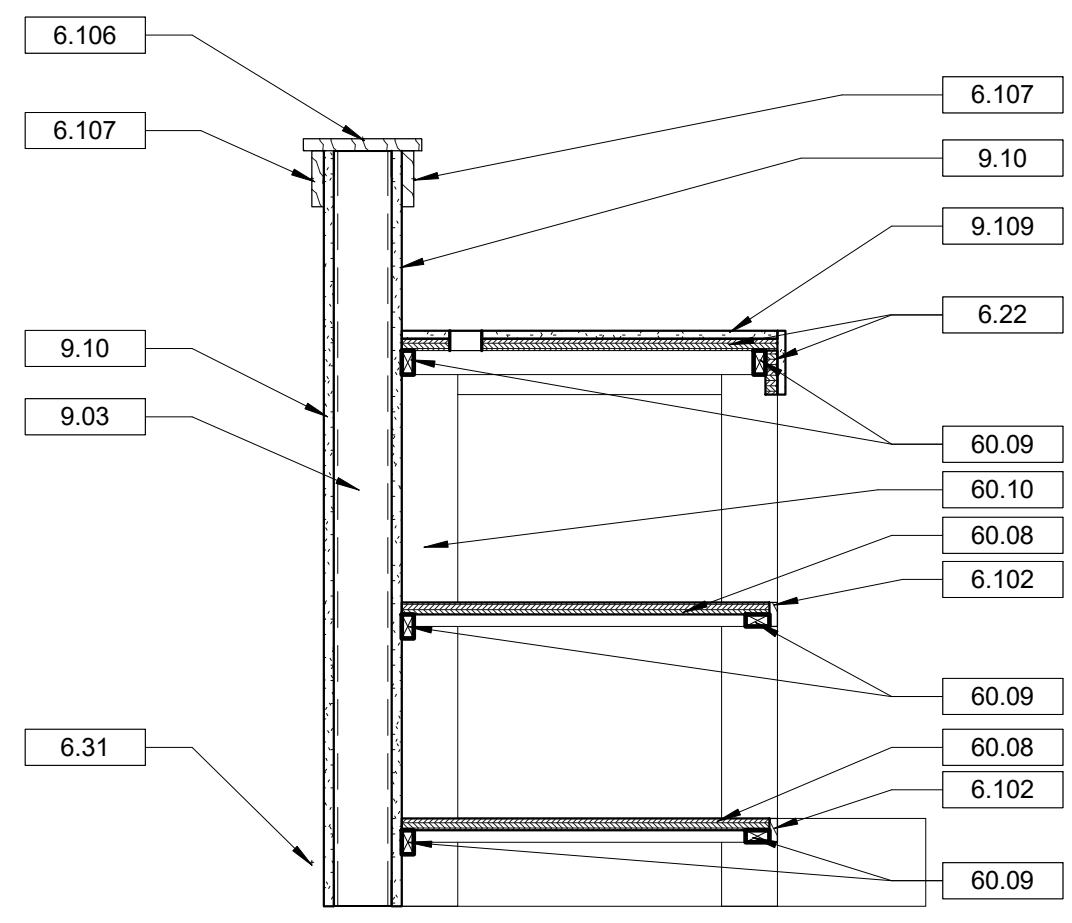
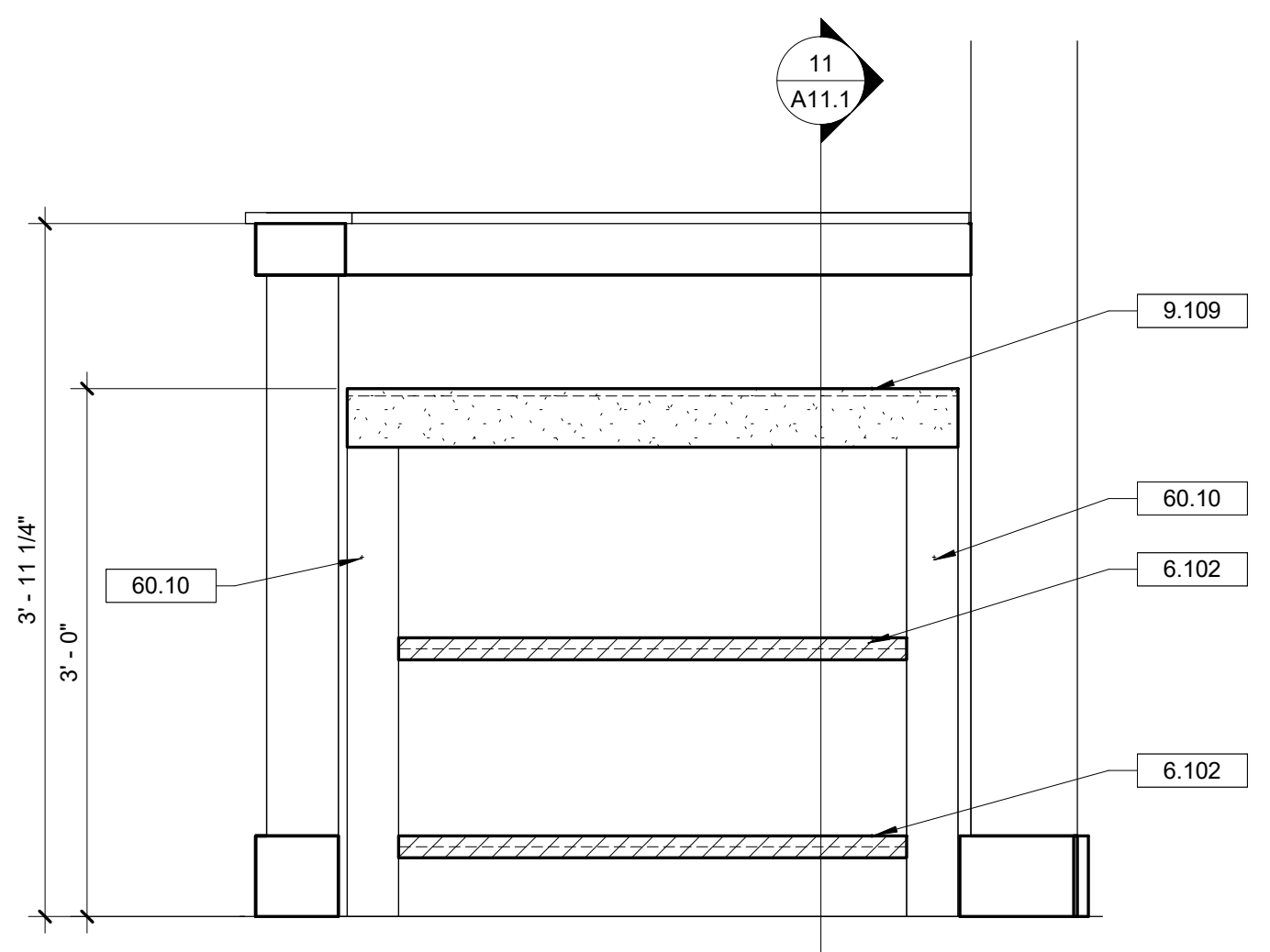
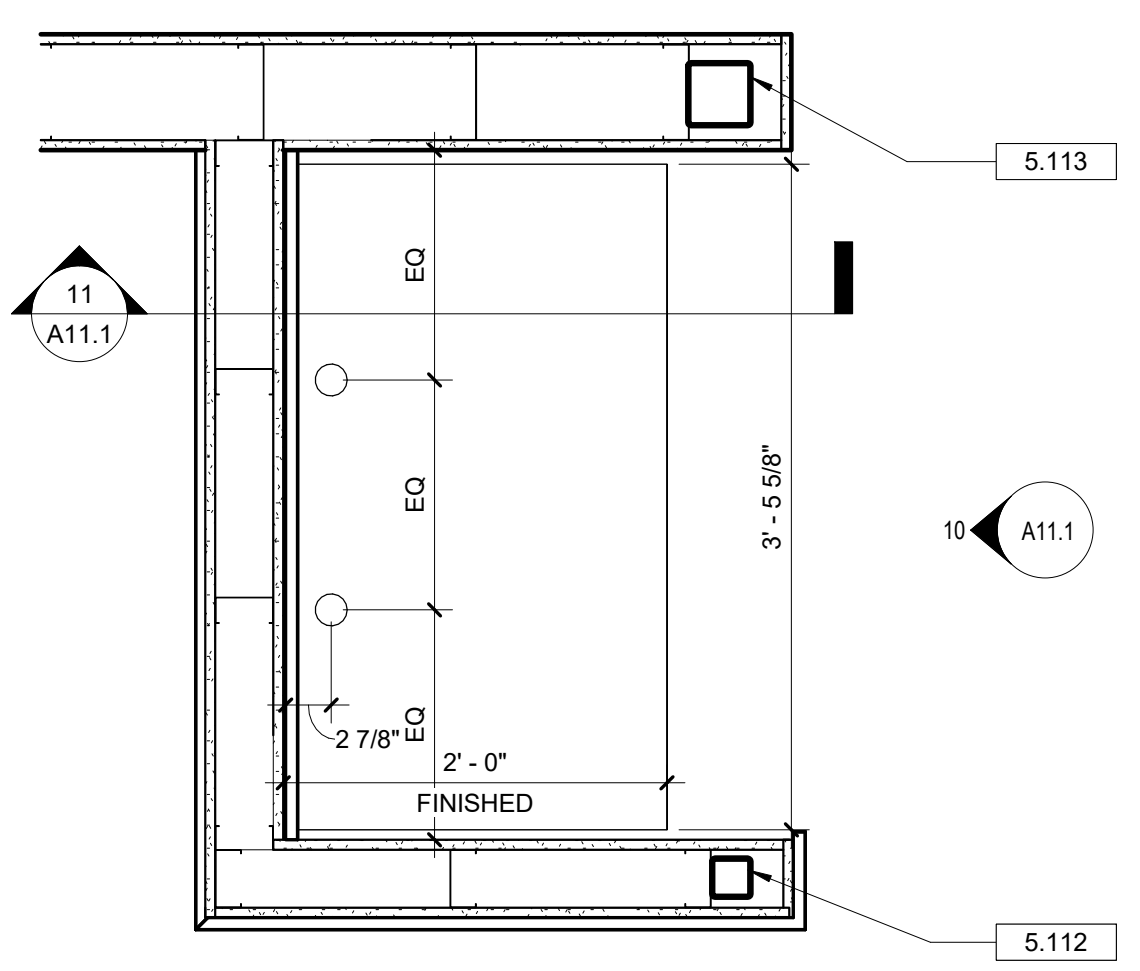
**4 ENLARGED HOSTESS STAND PLAN**  
A11.1 1" = 1'-0"

**5 HOSTESS STAND - FRONT**  
A11.1 1" = 1'-0"

**6 HOSTESS STAND - SIDE**  
A11.1 1" = 1'-0"

**7 HOSTESS STAND - REAR ELEVATION**  
A11.1 1" = 1'-0"

**8 HOSTESS STAND SECTION**  
A11.1 1" = 1'-0"



**9 ENLARGED POS PLAN**  
A11.1 1" = 1'-0"

**10 POS STATION ELEVATION**  
A11.1 1" = 1'-0"

**11 POS STATION SECTION**  
A11.1 1" = 1'-0"

Copyright : These Drawings are the property of DP3 Architects, Ltd., and reuse on any other project without written permission will result in legal action.


**A12.1 GENERAL NOTES**

- A. GENERAL CONTRACTOR TO FIELD VERIFY ALL DIMENSIONS AND REPORT DISCREPANCIES IMMEDIATELY TO THE ARCHITECT.
- B. DIMENSIONS ARE TO EDGE OF SLAB AND FACE OF MASONRY UNLESS NOTED OTHERWISE.
- C. THE CONTRACTOR SHALL COORDINATE ALL UNDERGROUND PIPING, MECHANICAL AND ELECTRICAL WORK.

ROOM NUMBER	ROOM NAME	ROOM FINISH SCHEDULE										COMMENTS
		FLOOR	BASE			WALLS				CEILING		
			FINISH	MATERIAL	FINISH	NORTH FINISH	SOUTH FINISH	EAST FINISH	WEST FINISH	MATERIAL	FINISH	
100	VESTIBULE	SC1	WD	ST1	P1	P1	P1	P1	EXP	P3		
101	WAITING	SC1	WD	ST1	P1	P1	P1	P1	EXP	P3		
102	DINING ROOM	SC1	WD	ST1	P1/P2	P1	TB1	P1	EXP./WD	P3/ST1		
103	BAR	PT1/EP1	PT1/RB1	-	TB1	-	WC1	P1	EXP	P3		
104	DINING ROOM 2	SC1	WD	ST1	P1	P1	P1	P1	EXP	P3		
105	KITCHEN	EP1	RB1	-	FRP1	FRP1	FRP1	FRP1	ACT	ACT1		
106	DISHWASH	EP1	RB1	-	FRP1	FRP1	FRP1	FRP1	ACT	ACT1		
107	DRY STORAGE	EP1	RB1	-	FRP1	FRP1	FRP1	FRP1	ACT	ACT1		
108	OFFICE	EP1	RB1	-	FRP1	FRP1	FRP1	FRP1	ACT	ACT1		
109	COOLER	EP1	-	-	ALUM. BY MANUF.	ALUM. BY MANUF.	ALUM. BY MANUF.	ALUM. BY MANUF.	ALUM. BY MANUF.	ALUM. BY MANUF.	1	
110	FREEZER	EP1	-	-	ALUM. BY MANUF.	ALUM. BY MANUF.	ALUM. BY MANUF.	ALUM. BY MANUF.	ALUM. BY MANUF.	ALUM. BY MANUF.	1	
111	MECHANICAL	SC1	RB1	-	P1	P1	P1	P1	EXP	P3		
112	STORAGE	SC1	RB1	-	P1	P1	P1	P1	EXP	P3		
113	SERVICE AREA	SC1	RB1	-	P1	P1	P1	P1	ACT	ACT1		
114	CORRIDOR	SC1	WD	ST1	WC1	P2	TB1	P1	MRGWB	ACT1		
115	WC	SC1	WD	ST1	PT2	P1	P1	P1	MRGWB			
116	WC	SC1	WD	ST1	PT2	P1	P1	P1	MRGWB			
117	WC	SC1	WD	ST1	PT2	P1	P1	P1	MRGWB			
118	WC	SC1	WD	ST1	PT2	P1	P1	P1	MRGWB			

**COMMENTS**  
1. WALL MATERIAL AND FINISH BY FREEZER/COOLER MANUFACTURER.

**FINISH LEGEND**




**INTERIOR FINISH LEGEND**

- ACOUSTICAL CEILING TILE**  
ACT1 MFTG: ARMSTRONG  
COLLECTION: SMOOTH LOOK  
MODEL: YUMA WHITE  
SIZE: 24" X 48" X 5/8"  
COLOR: WHITE  
SUSPENSION SYSTEM: 15/16" PRELUDE  
LOCATION: KITCHEN, OFFICE
- EPOXY**  
EP1 CONCRETE WITH EPOXY TOP
- PAINT**  
P1 MFTG: SHERWIN WILLIAMS  
COLOR: FUTON SW7101  
FINISH: EG-SHELL  
LOCATION: FIELD  
P2 MFTG: SHERWIN WILLIAMS  
COLOR: THRESHOLD TAUPE SW7501  
FINISH: EG-SHELL  
LOCATION: ACCENT  
P3 MFTG: SHERWIN WILLIAMS  
COLOR: DOMINO SW6989  
FINISH: FLAT  
LOCATION: UNDERSIDE OF ROOF DECK/EXPOSED STRUCTURE
- PORCELAIN TILE**  
PT1 MFTG: TILEBAR  
STYLE: TAU  
SIZE: 9" X 9"  
COLOR: BLACK  
FINISH: MATTE  
INSTALLATION: VERTICAL MONOLITHIC  
LOCATION: BAR  
GROUT: MAPEI FLEXCOLOR CQ  
GROUT COLOR: TBD  
PT2 MFTG: GARDEN STATE TILE  
STYLE: DASH  
SIZE: 3 1/2" X 14 1/2"  
COLOR: EVERGREEN  
FINISH: MATTE  
INSTALLATION: VERTICAL MONOLITHIC  
LOCATION: RESTROOMS  
GROUT: MAPEI FLEXCOLOR CQ  
GROUT COLOR: TBD  
PT3 MFTG: CROSSVILLE STUDIOS  
STYLE: FORM  
SIZE: 8" X 8"  
COLOR: SAND BAROQUE DECO  
FINISH: MATTE  
INSTALLATION: QUARTER TURN  
LOCATION: EXTERIOR  
GROUT: TBD  
GROUT COLOR: TBD  
CONTACT: AMANDA MERANTO 864.553.6862

**INTERIOR FINISH LEGEND**

- QUARRY TILE**  
QT1 MFTG: DALTILE  
COLOR: RED BLAZE  
FINISH: ABRASIVE  
SIZE: 6" X 6"  
LOCATION: KITCHEN  
NOTE: CUT INTO 6" STRIPS WHEN USED AS TILE BASE
- QUARTZ SURFACE**  
QS1 MFTG: CORIAN QUARTZ  
PATTERN: NIGHT SOAPSTONE  
FINISH: MATTE  
SIZE: 2CM THICK  
LOCATION: BAR TOP
- RUBBER BASE**  
RB1 MFTG: TARKETT  
COLLECTION: TRADITIONAL VINYL 1/8"  
STYLE: TRADITIONAL VINYL  
HEIGHT: 4"  
COLOR:  
NOTE 1: ALL CORNERS TO BE MITERED.  
NOTE 2: ALL BASE TO FIT TIGHT TO FLOOR AND WALL.
- SEALED CONCRETE**  
SC1 SEAL CONCRETE WITH MATTE SEALER
- THIN BRICK**  
TB1 MFTG: BRICK IT  
COLLECTION: WALL THIN BRICK  
COLOR: ABBEY BROWN
- TRANSITION STRIP**  
TS1 MFTG: JOHNSONITE  
PROFILE: 1/2" MATERIAL TO SUBFLOOR  
FINISH: BLACK  
LOCATION: TO BE USED WHEN TRANSITIONING FROM PORCELAIN TILE TO SEALED CONCRETE
- WALLCOVERING**  
WC1 MFTG: LEVEL  
DESIGN: L14-0301  
PATTERN: CACTUS  
COLOR: FLAME  
LOCATION: SEE A6.1
- WOOD STAIN**  
WS1 MFTG: MINWAX  
COLOR: MW1208 MESQUITE  
LOCATION: BEAMS ABOVE BAR

Seal



**DP3 ARCHITECTS**

DP3 Architects, Ltd.  
15 South Main Street, Suite 400  
Greenville, SC 29601  
864.232.8200  
www.DP3architects.com

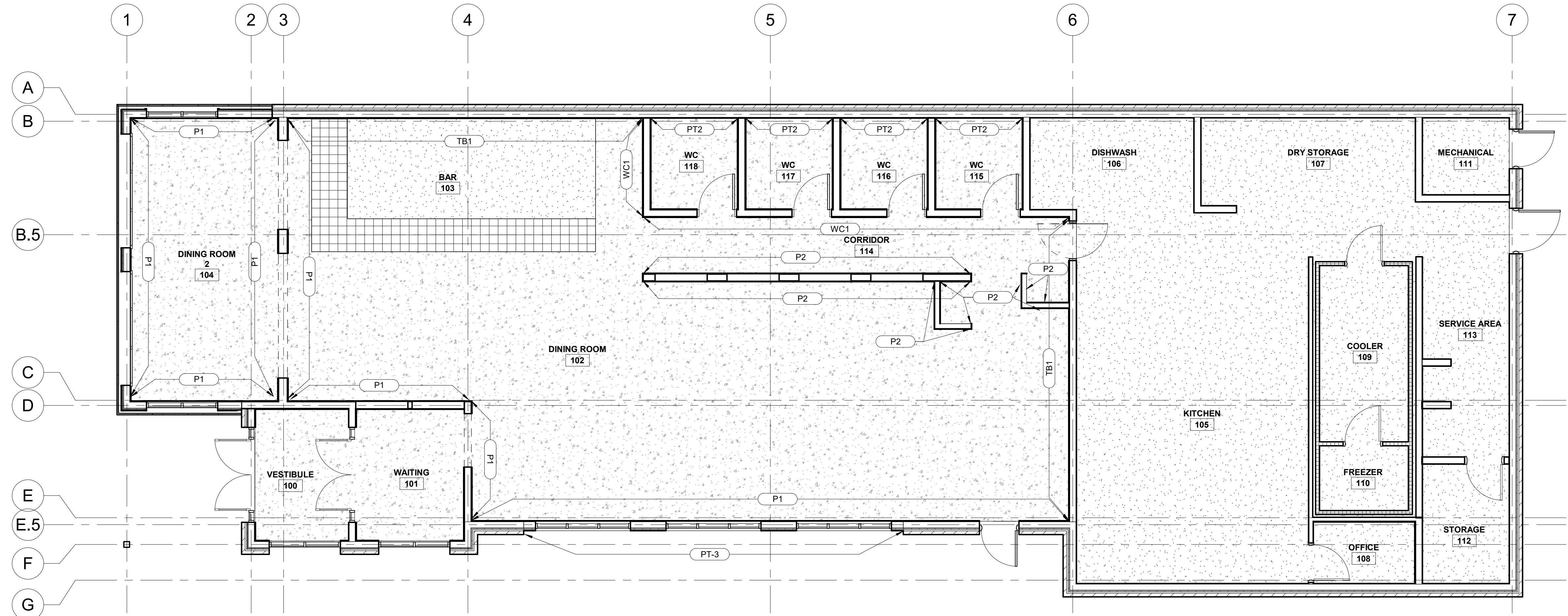
Project

**MARIACHIS RESTAURANT LANCASTER, SC**

Project Number 23213  
Drawn By MO  
Checked By KMW  
Date 05 AUG. 24

Revisions

Drawing  
**FLOOR FINISH PLAN**



**1 FLOOR FINISH PLAN**  
A12.1 3/16" = 1'-0"

**A12.1**

Copyright : These Drawings are the property of DP3 Architects, Ltd., and reuse on any other project without written permission will result in legal action.




DRAWING NOTES

- 5.105 CUSTOM ALUMINUM SCREEN SYSTEM. REFER TO A6.2 FOR DETAILS.
- 10.21 HOSTESS STAND.
- 10.23 POS STATION. REFER TO ELECTRICAL DRAWINGS.
- 10.24 HIGH CHAIRS STORAGE.

FURNITURE SCHEDULE									
Keynote Number	Description	Count	Size	Seats	Seating Capacity	Manufacturer	Model	Finish	Notes
B1	FREESTANDING TABLE BASE	14		0	0	Shelby Williams Industries, Inc.	CHZXB57	MATTE BLACK	
B2	BOOTH TABLE BASE	14		0	0	Shelby Williams Industries, Inc.	CHZXB57	MATTE BLACK	
C1	CHAIR	36		1	44	DeMejico	Silla de Campo	MINWAX: PINE RIDGE MW1210	
C2	HIGH CHAIR	16		1	44	DeMejico	Escalera	MINWAX: PINE RIDGE MW1210	
C3	BAR STOOL	12		1	44	DeMejico	Playa Counter Stool	MINWAX: PINE RIDGE MW1210	
C4	BANQUETTE SEATING	1	23' V.J.F.	1	8	TBD			
C5	BOOTH SEATING	26		1	94	TBD			
C6	BENCH	1		1	6	DeMejico	Spanish Colonial Bench		
T1	BOOTH TABLE TOP	14	28" x 48"	0	0	Shelby Williams Industries, Inc.	WED, Laminate Insert	EDGE-DARK WALNUT WBF128; TOP-BLACKSTAR GRANITE 4551	
T2	FREESTANDING TABLE TOP	10	36" x 36"	0	0	Shelby Williams Industries, Inc.	WED, Laminate Insert	EDGE-DARK WALNUT WBF128; TOP-BLACKSTAR GRANITE 4551	
T3	HIGH FREESTANDING TABLE TOP	4	28" x 48"	0	0	Shelby Williams Industries, Inc.	WED, Laminate Insert	EDGE-DARK WALNUT WBF128; TOP-BLACKSTAR GRANITE 4551	

Seal



**DP3**  
ARCHITECTS

DP3 Architects, Ltd.  
15 South Main Street, Suite 400  
Greenville, SC 29601  
864.232.8200  
www.DP3architects.com

Project

MARIACHIS  
RESTAURANT  
LANCASTER, SC

Project Number 23213  
Drawn By MO  
Checked By KMW  
Date 05 AUG. 24

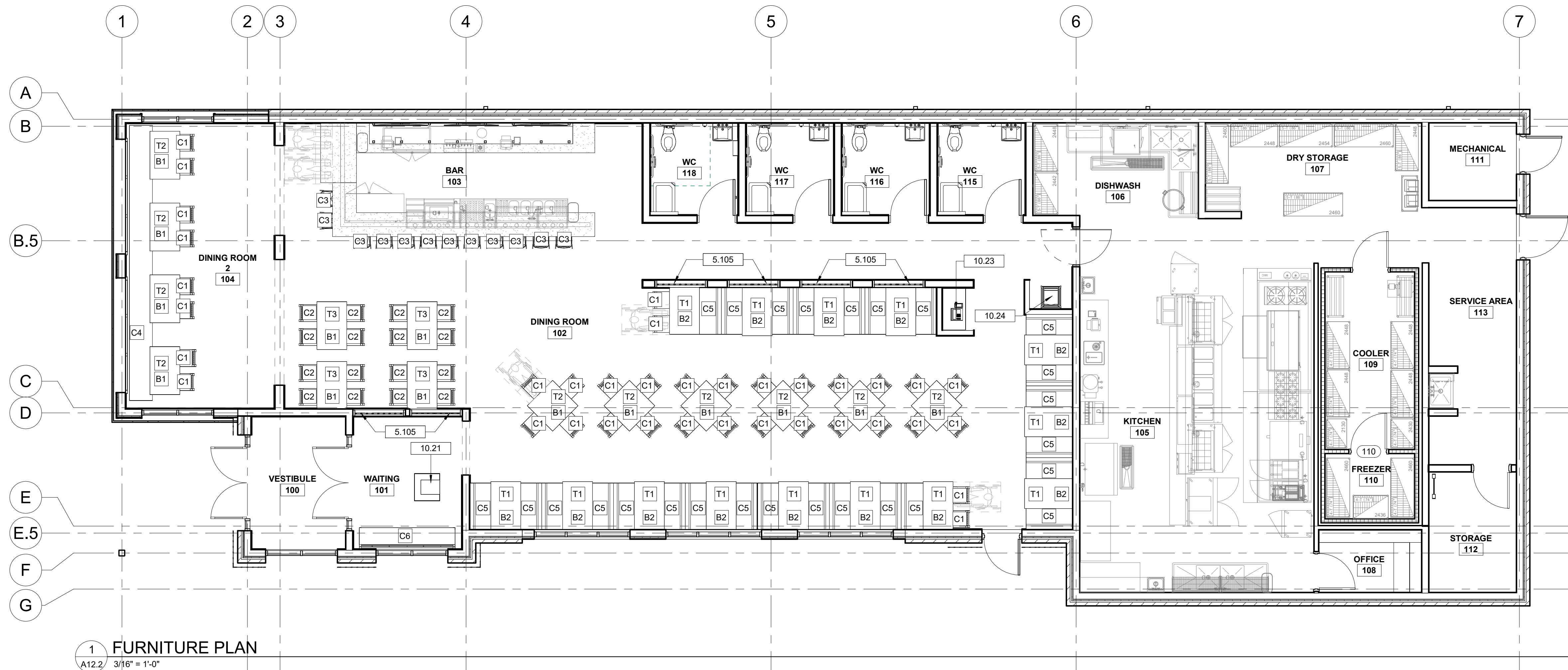
Revisions

Drawing

FURNITURE AND  
EQUIPMENT PLAN

**A12.2**

Copyright : These Drawings are the property of DP3 Architects, Ltd., and reuse on any other project without written permission will result in legal action.



1 FURNITURE PLAN  
A12.2 3/16" = 1'-0"