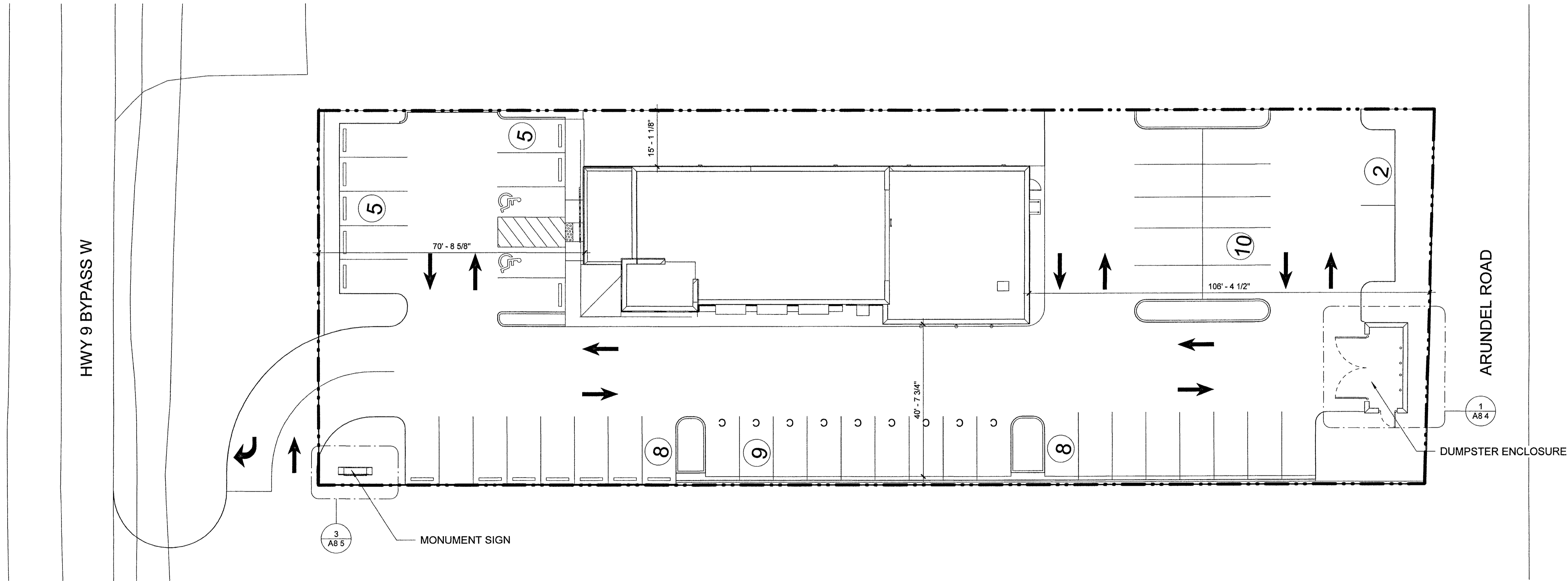




Copyright. These Drawings are the property of DP3 Architects, Ltd., and reuse on any other project without written permission will result in legal action



COMMENTS

1 SITE ONLY SHOWN FOR FIRE SEPARATION DISTANCE REFERENCE AND MONUMENT SIGN LOCATION, REFER TO CIVIL DRAWINGS

Seal



DP3
ARCHITECTS

DP3 Architects, Ltd
15 South Main Street, Suite 400
Greenville, SC 29601
864 232 8200
www.DP3architects.com

Project

MARIACHIS
RESTAURANT
LANCASTER, SC

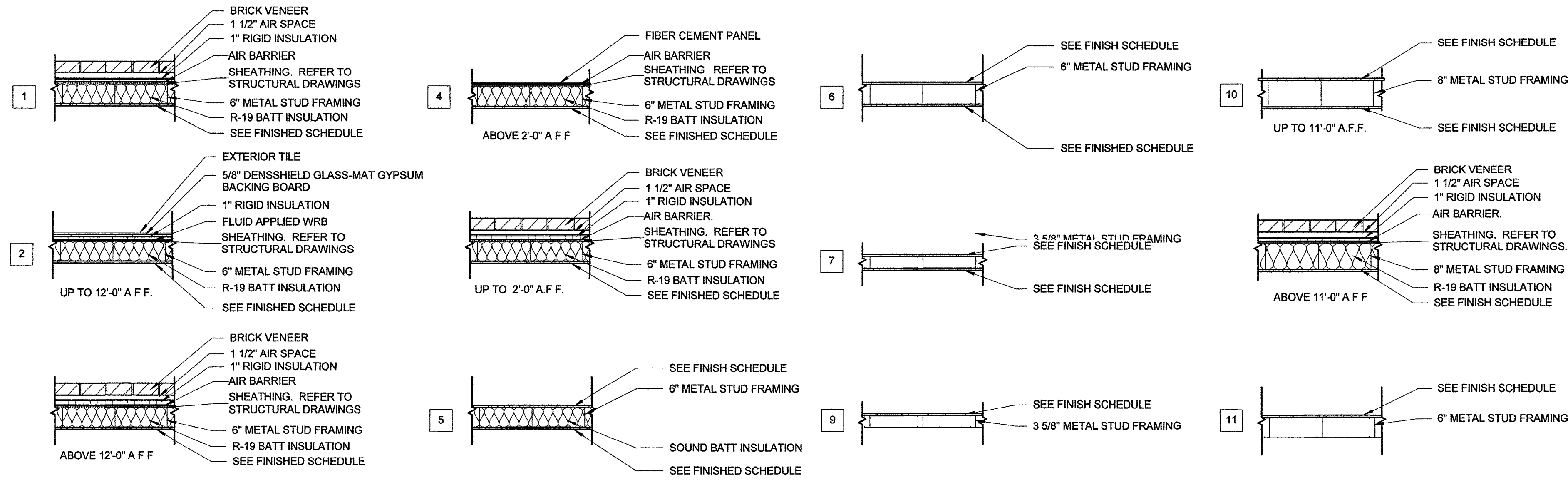
| | |
|----------------|------------|
| Project Number | 23213 |
| Drawn By | MO |
| Checked By | KMW |
| Date | 05 AUG. 24 |

Revisions

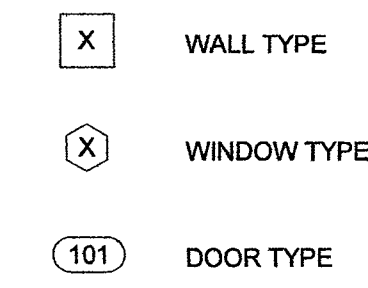
Drawing

ARCHITECTURAL
SITE PLAN

WALL TYPE LEGEND



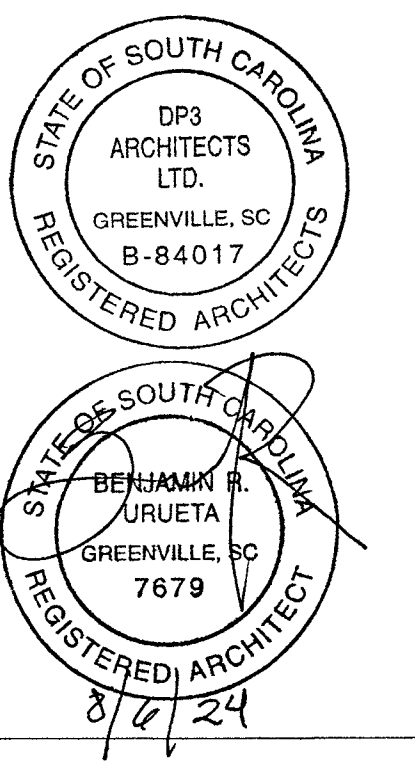
FLOOR PLAN LEGEND



GENERAL FLOOR PLAN NOTES

- A GENERAL CONTRACTOR TO FIELD VERIFY ALL DIMENSIONS AND REPORT DISCREPANCIES IMMEDIATELY TO THE ARCHITECT
- B DIMENSIONS ARE TO CENTERLINE OF COLUMN LINES, FACE OF EXTERIOR STUDS, AND TRANSITION OF EXTERIOR MATERIAL
- C THE CONTRACTOR SHALL COORDINATE ALL UNDERGROUND PIPING, MECHANICAL AND ELECTRICAL WORK
- D DOOR JAMBS ARE 6" NEAREST PERPENDICULAR WALL, UNLESS NOTED OTHERWISE
- E DO NOT SCALE DRAWINGS. USE WRITTEN DIMENSIONS FOR ALL MEASUREMENTS
- F LUMBER AND BLOCKING IN CONTACT WITH MASONRY AND CONCRETE SHALL BE PRESSURE TREATED
- G REFER TO CIVIL PLAN FOR SIDEWALK AND PATIO INFORMATION
- H ALL WALLS ADJACENT TO OPEN CEILING SHALL EXTEND TO UNDERSIDE OF DECK, U.N.O. (OR NOTE THAT SHADED PARTITIONS SHALL EXTEND UP TO UNDERSIDE OF ROOF DECK)

Seal



DP3
ARCHITECTS

DP3 Architects, Ltd.
15 South Main Street, Suite 400
Greenville, SC 29601
864.232.8200
www.DP3architects.com

Project


MARIACHIS
RESTAURANT
LANCASTER, SC

Project Number 23213
Drawn By MO
Checked By KMW
Date 05 AUG. 24

Revisions

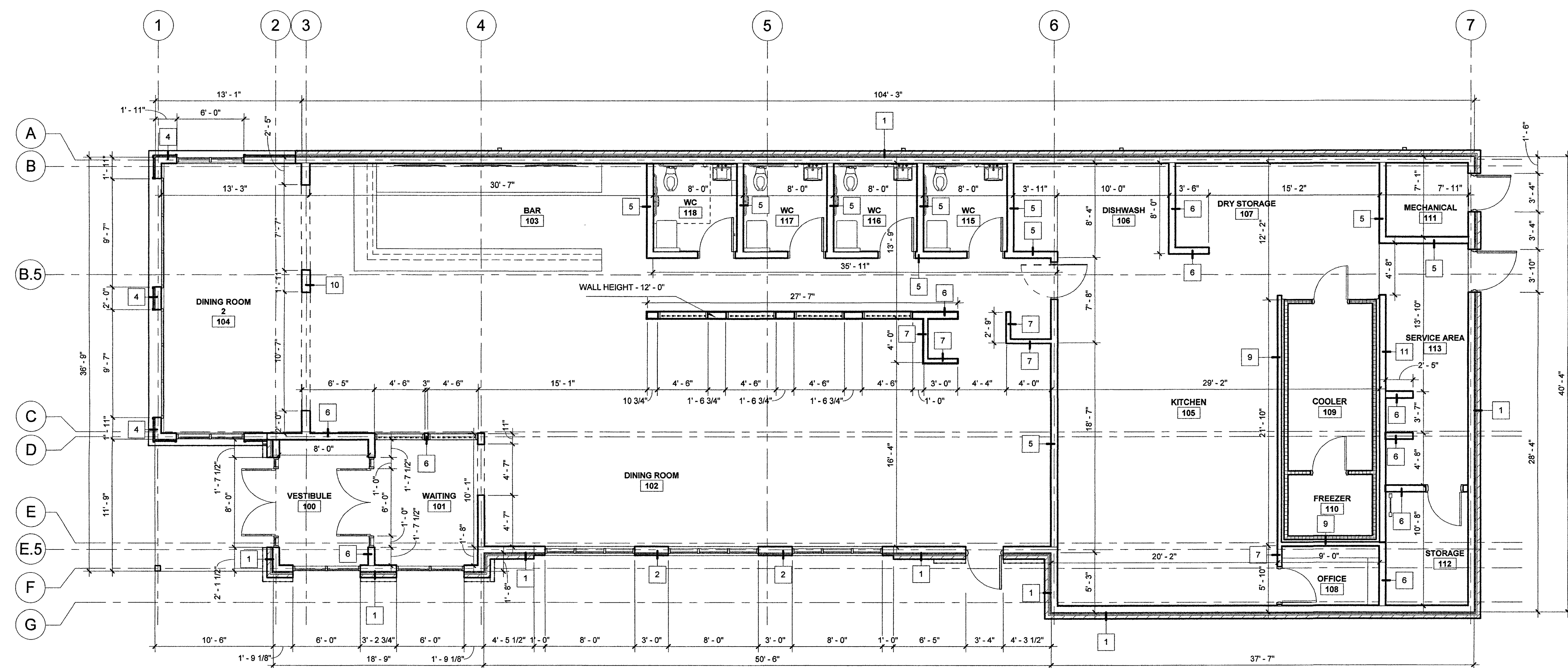
Drawing

DIMENSION FLOOR
PLAN



A1.1

Copyright - These Drawings are the property of DP3 Architects, Ltd., and reuse on any other project without written permission will result in legal action.



1 DIMENSION PLAN
A1.1 3/16" = 1'-0"

Copyright: These Drawings are the property of DP3 Architects, Ltd., and reuse on any other project without written permission will result in legal action.


A1.2 GENERAL NOTES

- A ROOMS ARE DEFINED BY WALLS, FACES OF DOORS AND ROOM CHANGE INDICATORS
- B PROVIDE WOOD BLOCKING FOR STRUCTURAL STABILITY IN PARTITIONS AT ALL LOCATIONS WHERE WORK SURFACE, SHELVING, BRACKETS, DISPLAYS, GRAB BARS, HANDRAILS AND/OR EQUIPMENT WILL BE MOUNTED OR ATTACHED TO THE FACE OF WALL REFERENCE FLOOR PLAN FOR LOCATIONS OF SUCH EQUIPMENT
- C LUMBER AND BLOCKING IN CONTACT WITH MASONRY AND CONCRETE SHALL BE PRESSURE TREATED
- D USE MOISURE RESISTANT GWB BEHIND ALL SINKS AND WET AREAS
- E NON-FIXED FURNITURE AND EQUIPMENT IS SHOWN FOR INFORMATION ONLY NO NON-FIXED FURNITURE, FURNISHINGS OR EQUIPMENT ARE A PART OF THE CONSTRUCTION CONTRACT UNLESS NOTED OTHERWISE
- F USE TWO-STUD CORNERS WHERE POSSIBLE

DRAWING NOTES

- 5.13 STRUCTURAL METAL COLUMN. REFER TO STRUCTURAL DRAWINGS
- 5.105 CUSTOM ALUMINUM SCREEN SYSTEM REFER TO A6.2 FOR DETAILS
- 10.19 BAR COUNTERTOP
- 10.20 BAR DIE WALL
- 10.23 POS STATION REFER TO ELECTRICAL DRAWINGS
- 10.24 HIGH CHAIRS STORAGE
- 40.02 OUTLINE OF ROOF OVERHANG
- 40.24 COOLER/FREEZER UNIT WITH WALLS, CEILING, AND DOORS BY OTHERS

Seal



DP3

ARCHITECTS

DP3 Architects, Ltd.
15 South Main Street, Suite 400
Greenville, SC 29601
864.232.6200
www.DP3architects.com

Project

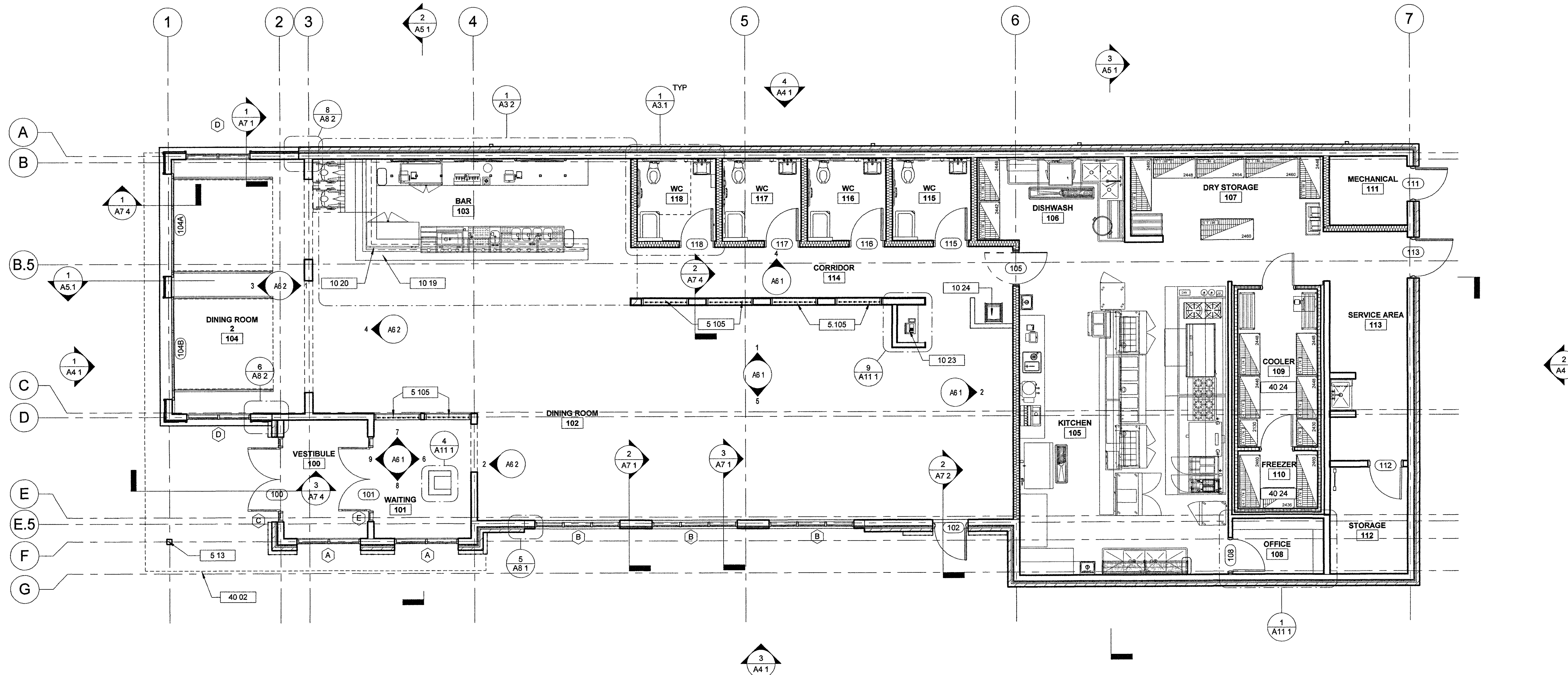
MARIACHIS RESTAURANT LANCASTER, SC

Project Number 23213
Drawn By MO
Checked By KMW
Date 05 AUG 24

Revisions

Drawing

NOTED FLOOR PLAN



1 NOTED FLOOR PLAN
A1.2 3/16" = 1'-0"

A1.2

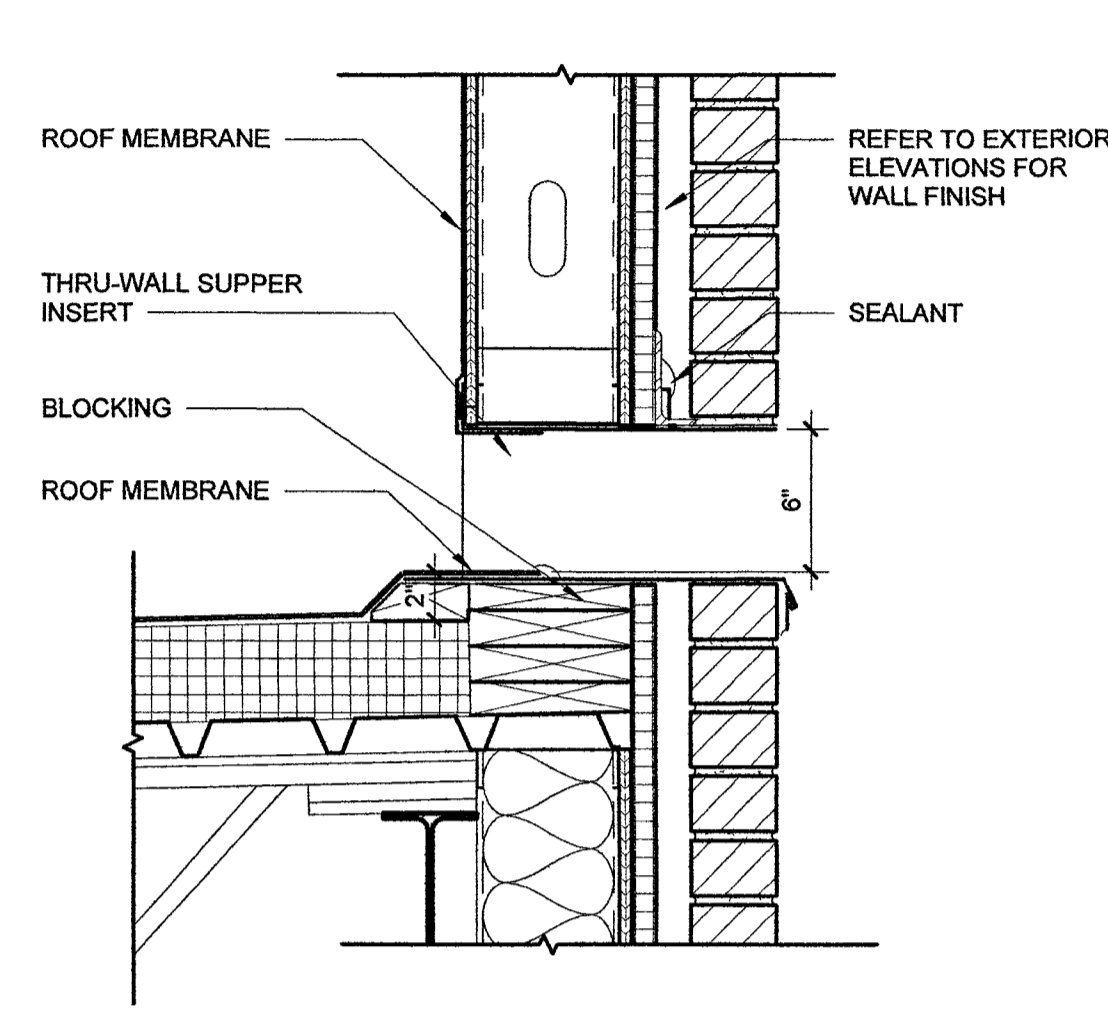
Copyright: These Drawings are the property of DP3 Architects, Ltd., and reuse on any other project without written permission will result in legal action.

A1.3 GENERAL NOTES

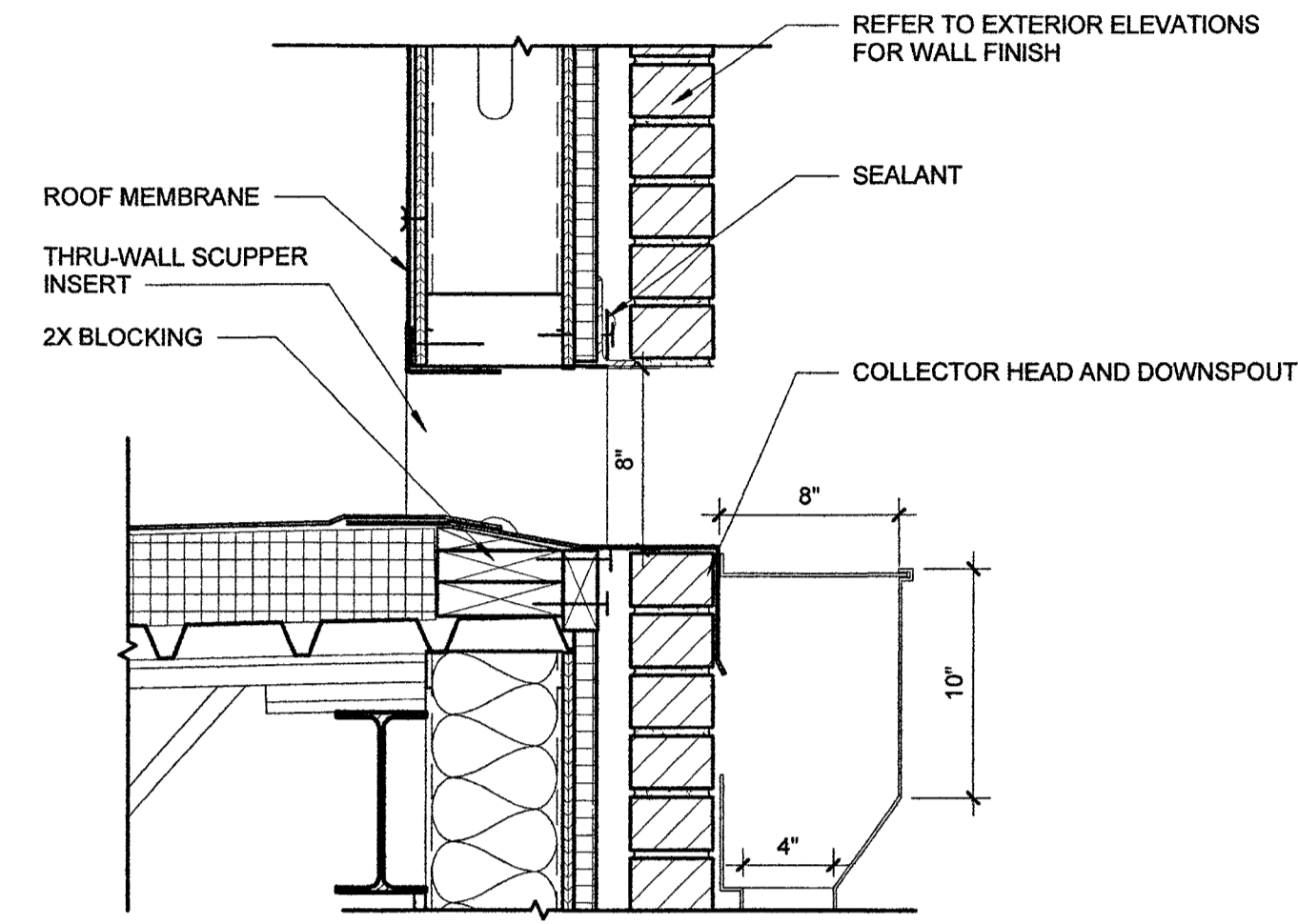
- A GENERAL CONTRACTOR TO COORDINATE ALL OPENINGS WITH PLUMBING AND MECHANICAL DRAWINGS
- B PROVIDE ALL FLASHING MATERIALS AND METHODS AS APPROVED BY THE ROOF MANUFACTURER FOR A FULL WATERPROOFING SYSTEM
- C IT IS THE CONTRACTOR'S RESPONSIBILITY TO REVIEW OTHER DRAWINGS FOR ROOF PENETRATIONS NOT SHOWN
- D GENERAL CONTRACTOR TO PAINT ALL ROOF PENETRATIONS TO MATCH METAL ROOF COLOR
- E ALL FLASHING TO BE SHEET METAL UNLESS NOTED OTHERWISE
- F REFER TO MECHANICAL DRAWINGS FOR EQUIPMENT INFORMATION.

DRAWING NOTES

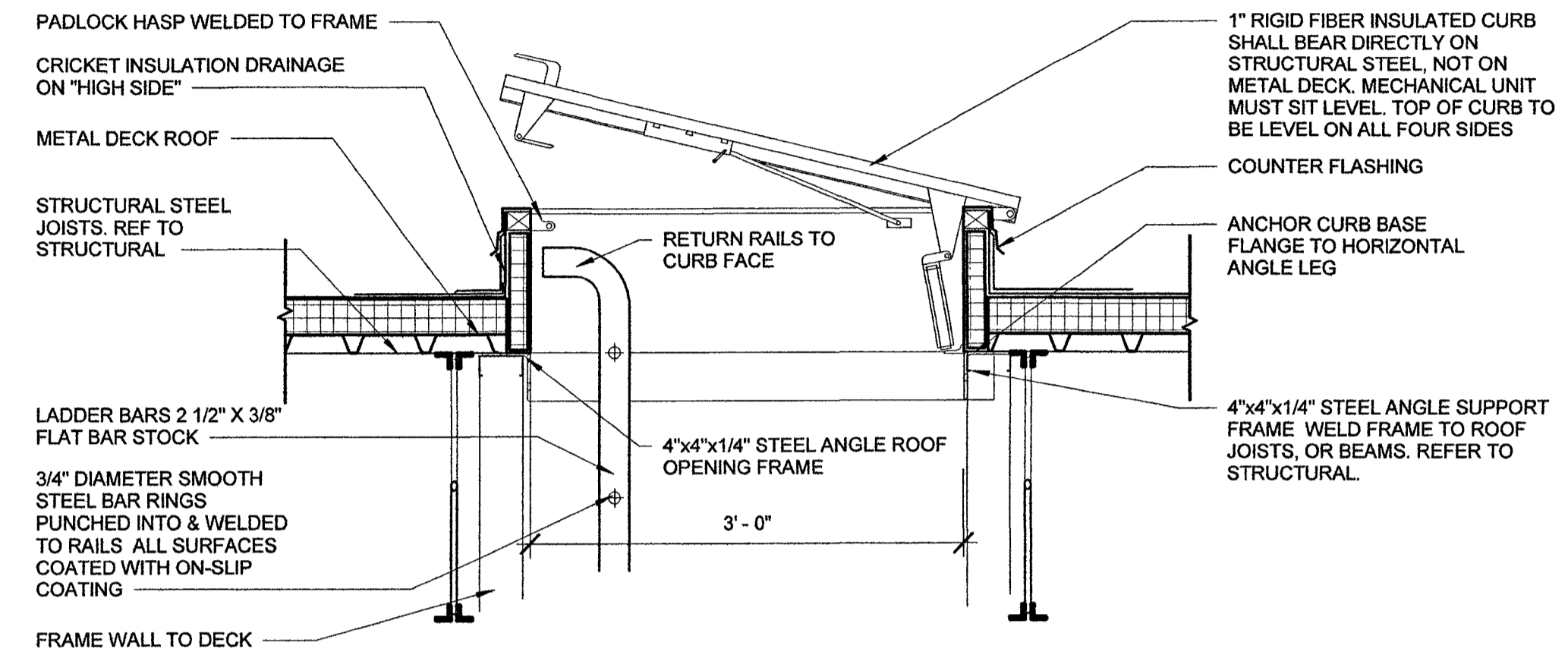
- 5.48 C-CHANNEL REFER TO STRUCTURAL
- 5.103 PREFINISHED ALUMINUM CANOPY SYSTEM WITH INTEGRATED GUTTER. BASIS OF DESIGN: AWNEX COLORADO CANOPY SYSTEM, FLAT SOFFIT, 8" SMOOTH FASCIA, RECESSED DOWN-LIGHTNING PRE-INSTALLED
- 7.09 ROOF CRICKET
- 7.40 PREFINISHED METAL COPING WITH CONTINUOUS CLEAT
- 7.49 PREFINISHED METAL DOWNSPOUT REFER TO SPECIFICATIONS FOR TYPE, SIZE AND PROFILE
- 7.54 OVERFLOW SCUPPER REFER DETAILS
- 7.58 ROOF WALK PADS, REFER TO SPECIFICATIONS
- 7.75 ROOF MEMBRANE OVER R-25 OR GREATER RIGID INSULATION 60 MIL TPO FULLY ADHERED MEMBRANE WITH 20 YEAR WARRANTY COLOR WHITE. GAF EVERGUARD EXTREME OR EQUAL REFER TO DETAIL 4/A1.3
- 8.25 PREFABRICATED GALVANIZED 30" X 36" METAL ROOF HATCH REFER TO DETAIL 4/A1.3
- 10.26 METAL ROOF LADDER
- 23.01 MECHANICAL EQUIPMENT REFER TO MECHANICAL DRAWINGS.
- 26.04 LIGHT FIXTURE REFER TO ELECTRICAL LIGHT FIXTURE SCHEDULE



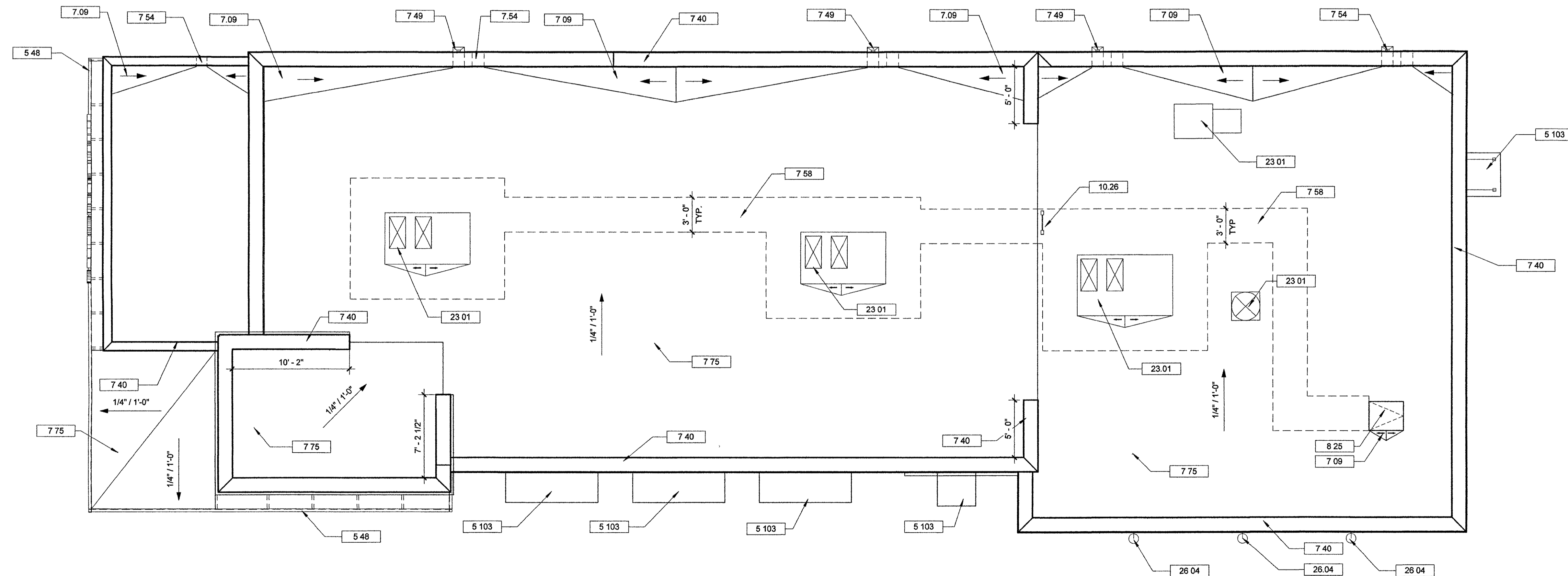
2 OVERFLOW SCUPPER DETAIL
A1.3 1 1/2" = 1'-0"



3 THRU-WALL SCUPPER DETAIL
A1.3 1 1/2" = 1'-0"

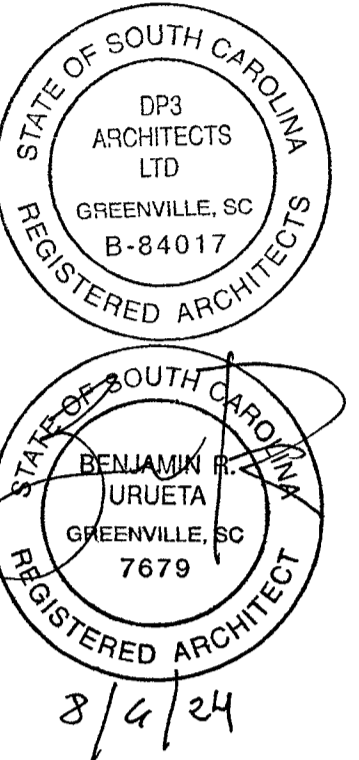


4 ROOF HATCH DETAIL
A1.3



1 ROOF PLAN
A1.3 3/16" = 1'-0"

Seal



DP3
ARCHITECTS

DP3 Architects, Ltd.
15 South Main Street, Suite 400
Greenville, SC 29601
864.232.8200
www.DP3architects.com

Project

MARIACHIS
RESTAURANT
LANCASTER, SC

Project Number 23213
Drawn By MO
Checked By KMW
Date 05 AUG. 24

Revisions

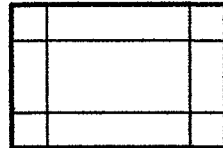














Drawing

ROOF PLAN

A1.3

Copyright These Drawings are the property of DP3 Architects, Ltd., and reuse on any other project without written permission will result in legal action.



REFLECTED CEILING LEGEND

| | | | |
|---|--|--|--|
|  | 2' X 4' ACOUSTICAL CEILING TILE |  | 1' X 4' FLOURESCENT FIXTURE |
|  | GYPSUM BOARD CEILING PAINT REFER TO ROOM FINISH SCHEDULE SHEET A11.1 |  | RETURN AIR GRILLE |
|  | 2' X 4' LED FIXTURE |  | SUPPLY AIR GRILLE |
|  | RECESSED DOWNLIGHT |  | INTERIOR WALL SCONCE |
|  | PENDANT LIGHT |  | EXTERIOR WALL SCONCE |
|  | PENDANT LIGHT COORDINATE EXACT LOCATION AND HEIGHT IN FIELD WITH OWNER |  | DECK MOUNTED 6" CAN LIGHT |
|  | LINEAR LED FIXTURE |  | TRACK LIGHTS |
| | |  | MEYDA LIGHTING CHANCY 8 - LIGHT CHANDELIER 44" H x 42" W x 42" D ADJUSTABLE CABLE LENGTH |

DRAWING NOTES

- 5 02 EXPOSED METAL ROOF DECKING. PAINT. REFER TO STRUCTURAL DRAWINGS.
- 5 103 PREFINISHED ALUMINUM CANOPY SYSTEM WITH INTEGRATED GUTTER BASIS OF DESIGN. AWNEX COLORADO CANOPY SYSTEM, FLAT SOFFIT, 8" SMOOTH FASCIA, RECESSED DOWN-LIGHTNING PRE-INSTALLED
- 6 101 WOOD FAUX BEAMS ABOVE BAR SECURED WITH METAL STRAPS

Seal



DP3
ARCHITECTS

DP3 Architects, Ltd.
15 South Main Street, Suite 400
Greenville, SC 29601
864.232.6200
www.DP3architects.com

Project

MARIACHIS
RESTAURANT
LANCASTER, SC

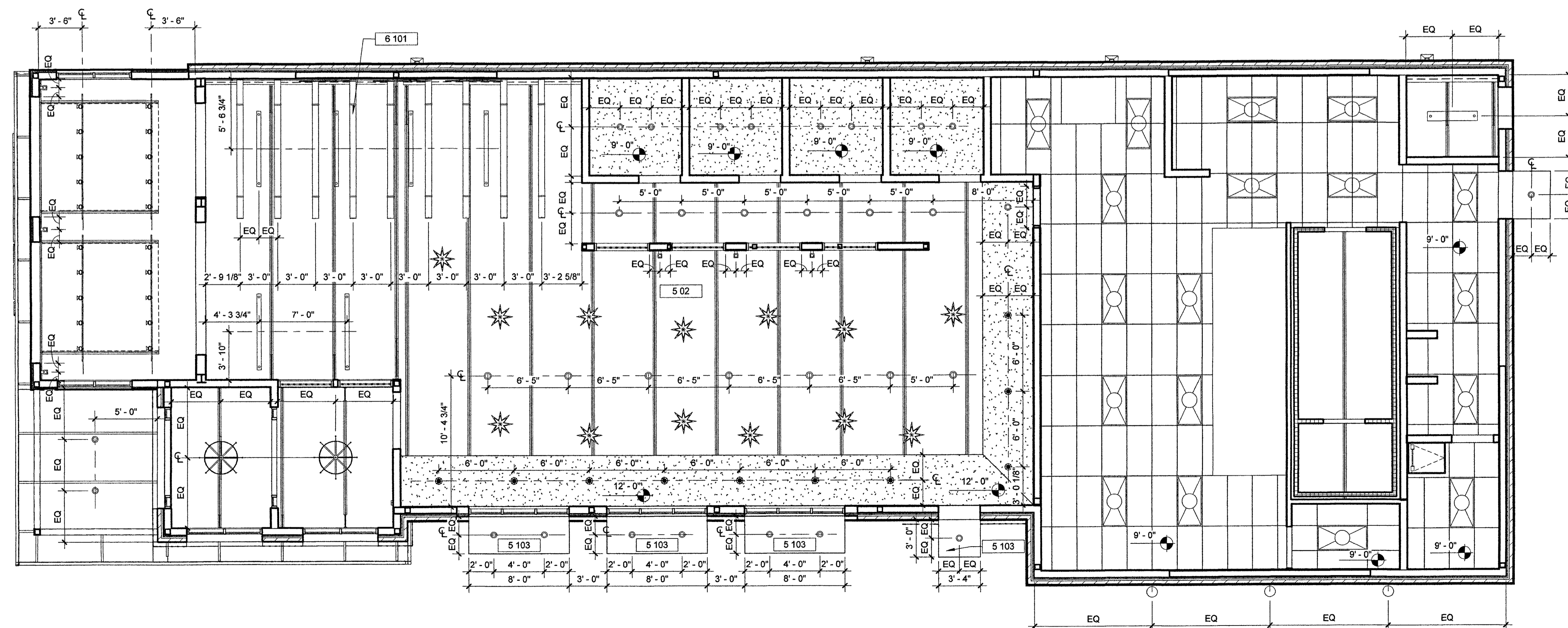
Project Number 23213
Drawn By MO
Checked By KMW
Date 05 AUG 24

Revisions

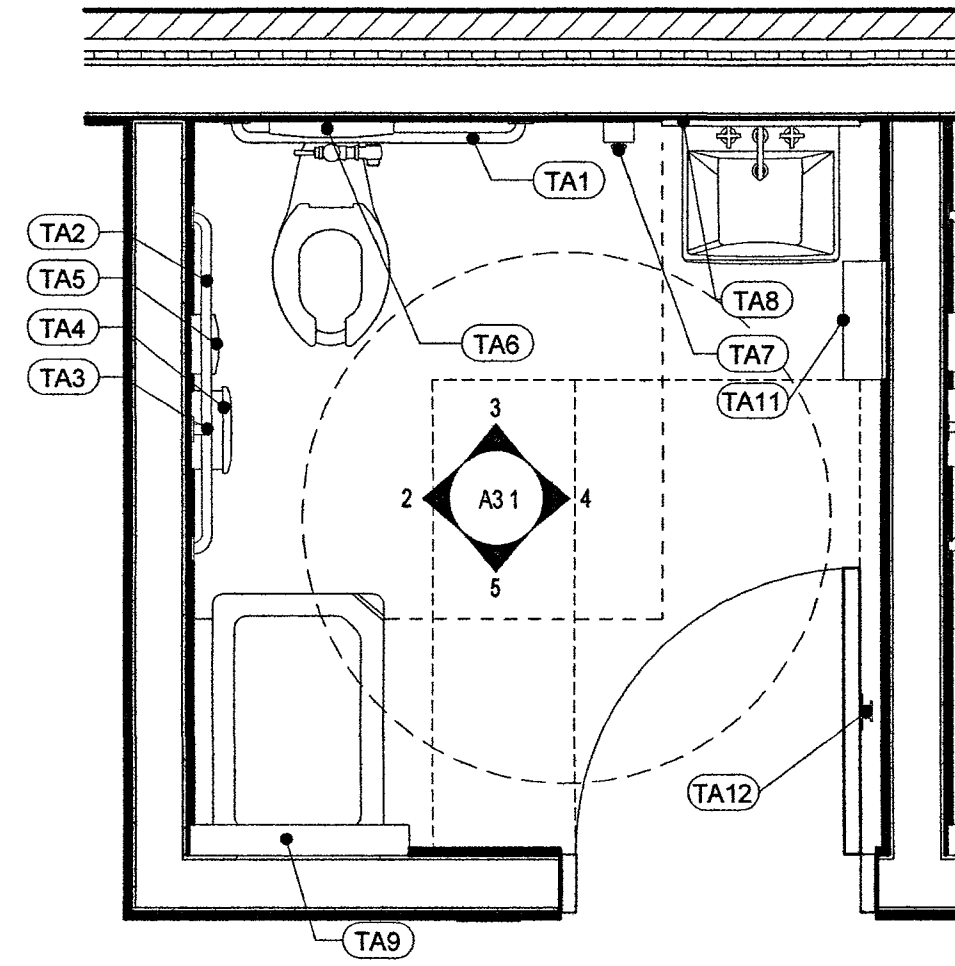
Drawing

REFLECTED CEILING
PLAN

A2.1

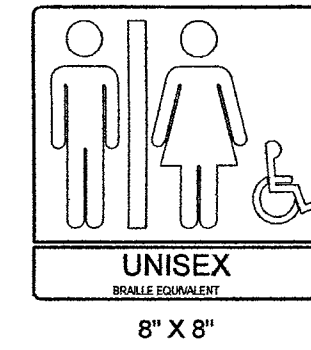


Copyright: These Drawings are the property of DP3 Architects, Ltd., and reuse on any other project without written permission will result in legal action.



1 ENLARGED RESTROOM PLAN, TYPICAL
A3.1 1/2" = 1'-0"

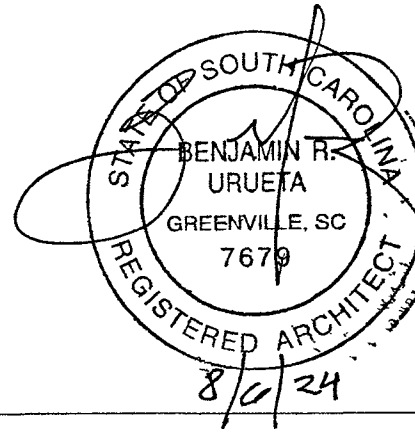

SIGNAGE DETAIL



- 1 UPPER CASE CHARACTERS, HELVETICA.
- 2 CHARACTERS RAISED 1/32"
- 3 GRADE 2 BRAILLE
- 4 CHARACTERS AT LEAST 3/8" IN HEIGHT BUT NO HIGHER THAN 2"
- 5 EQUIVALENT VERBAL DESCRIPTIONS PLACED BELOW EACH PICTOGRAM
- 6 PICTOGRAM AREA A MINIMUM OF 6"
- 7 COLOR CONTRAST BETWEEN CHARACTERS AND BACKGROUND
- 8 MOUNT ON WALL ADJACENT TO LATCH SIDE OF DOOR
- 9 MOUNT 60" FROM FINISHED FLOOR TO CENTER OF SIGN ADJACENT TO DOOR
- 10 IF NO WALL SPACE IS AVAILABLE ADJACENT TO DOOR, THE SIGN SHALL BE MOUNTED ON THE NEAREST PERPENDICULAR WALL TO THE LATCH SIDE OF THE DOOR.

| TOILET ACCESSORY SCHEDULE | | | |
|---------------------------|--|---|----------|
| TAG | ITEM NAME | MODEL NUMBER | COMMENTS |
| TA1 | BOBRICK WASHROOM EQUIPMENT, INC. AMERICAN SPECIALTIES, INC | 36" ACCESSIBLE GRAB BAR | |
| TA2 | BOBRICK WASHROOM EQUIPMENT, INC. AMERICAN SPECIALTIES, INC | 42" ACCESSIBLE GRAB BAR | |
| TA3 | BOBRICK WASHROOM EQUIPMENT, INC. AMERICAN SPECIALTIES, INC | 18" GRAB BAR (VERTICAL) | |
| TA4 | BOBRICK WASHROOM EQUIPMENT, INC. AMERICAN SPECIALTIES, INC | SURFACE MOUNTED TOILET PAPER DISPENSER | |
| TA5 | BOBRICK WASHROOM EQUIPMENT, INC. AMERICAN SPECIALTIES, INC | SURFACE MOUNTED SANITARY NAPKIN DISPOSAL | |
| TA6 | BOBRICK WASHROOM EQUIPMENT, INC. AMERICAN SPECIALTIES, INC | SURFACE MOUNTED SEAT COVER DISPENSER | |
| TA7 | BOBRICK ASI | SOAP DISPENSER, SURFACE MOUNTED, AUTOMATIC | |
| TA8 | BOBRICK ASI | 24" X 36" MIRROR | |
| TA9 | American Specialties Inc | BABY CHANGING STATION - VERTICAL - STAINLESS STEEL - SURFACE MOUNT (B017-9) | |
| TA10 | FRANKLIN MACHINE PRODUCTS (FMP) / BETH MASTERSON | ADA RESTROOM SIGN | |
| TA11 | PAPER TOWEL DISPENSER AND WASTE RECEPTACLE | B-3944 | |
| TA12 | COAT HOOK | 48" HEIGHT ACCESSIBLE COAT HOOK | |

Seal



DP3
ARCHITECTS

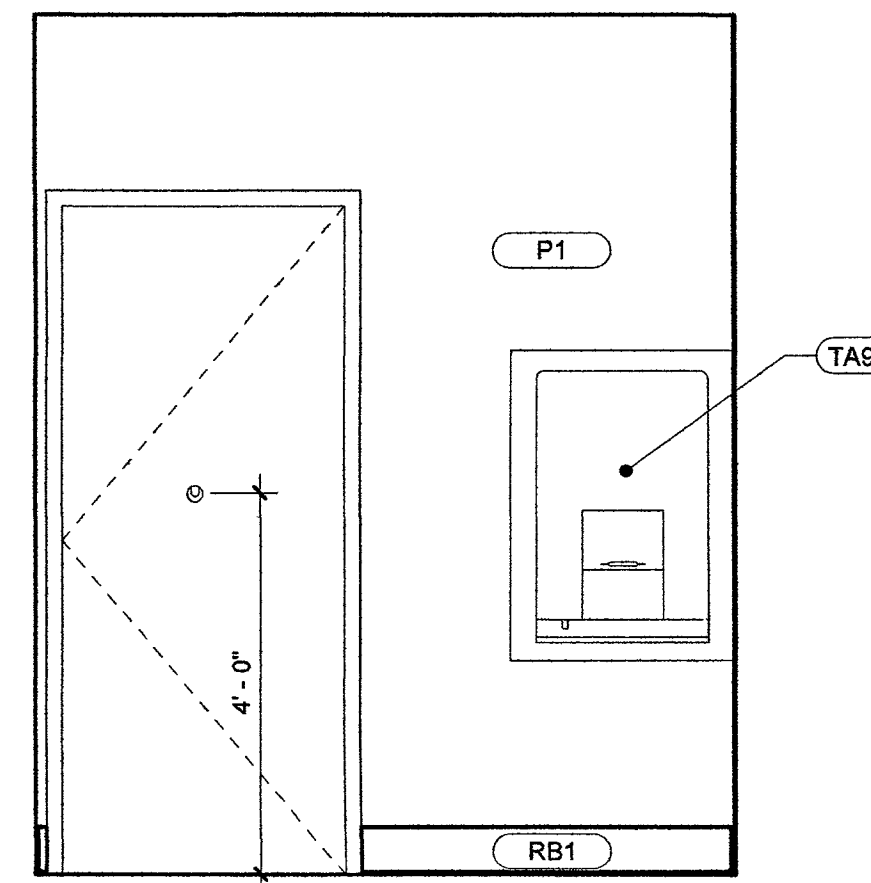
DP3 Architects, Ltd.
15 South Main Street, Suite 400
Greenville, SC 29601
864 232 6200
www.DP3architects.com

Project

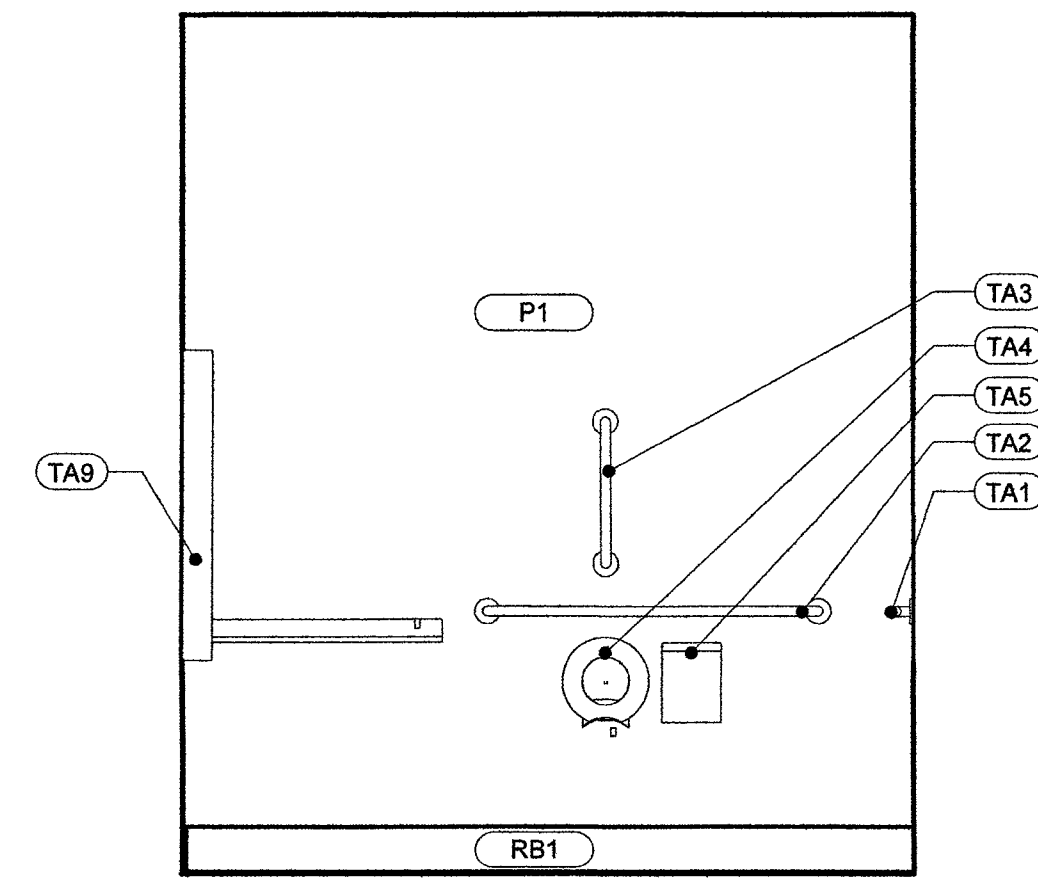
MARIACHIS
RESTAURANT
LANCASTER, SC

Project Number 23213
Drawn By MO
Checked By KMW
Date 05 AUG. 24

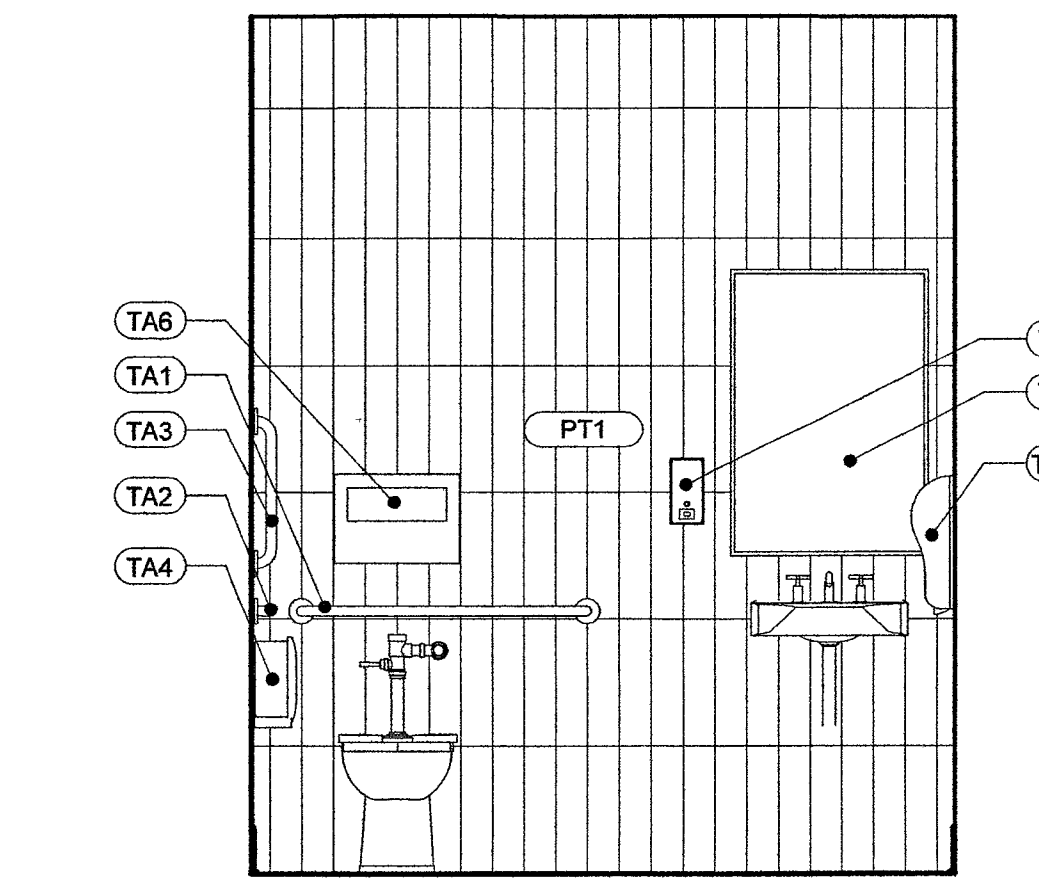
Revisions



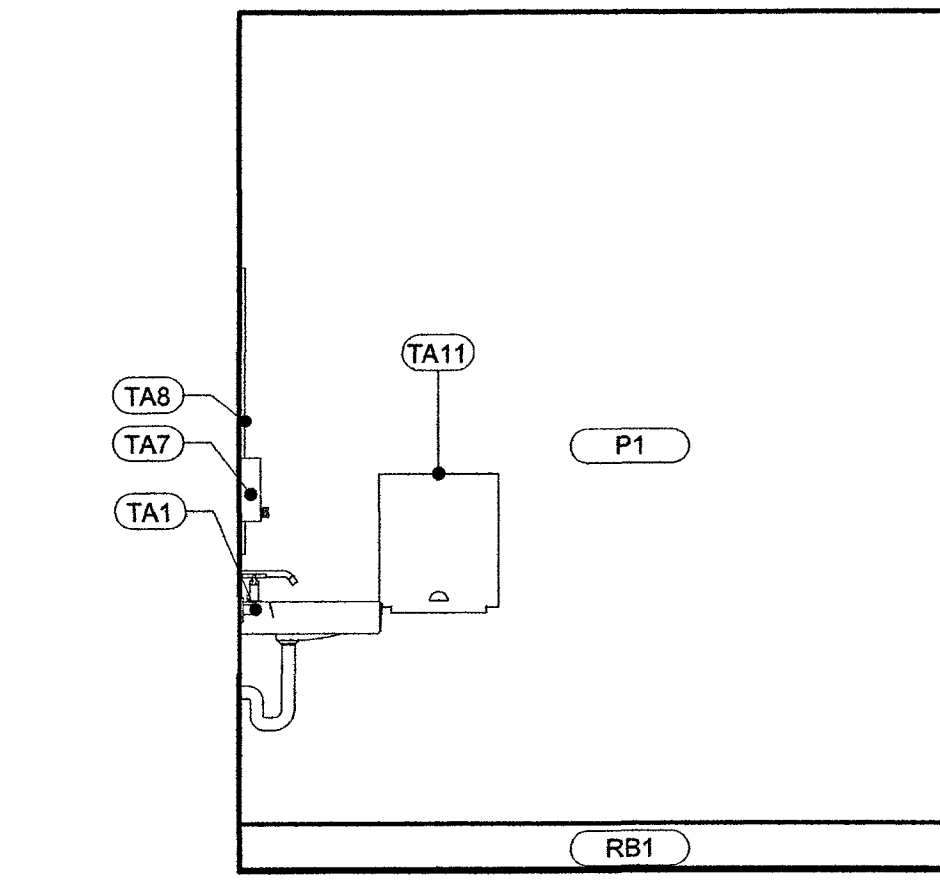
5 INTERIOR ELEVATION - SOUTH
A3.1 1/2" = 1'-0"



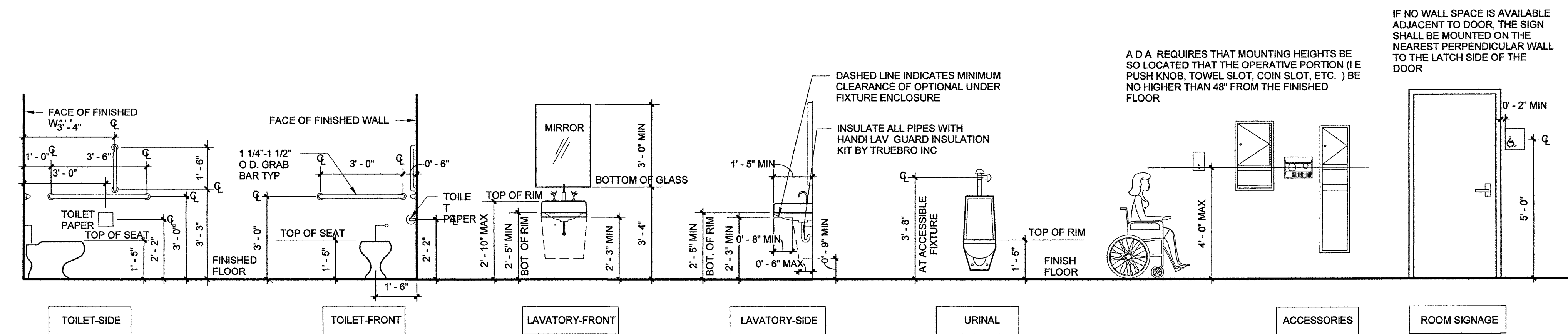
2 INTERIOR ELEVATION - WEST
A3.1 1/2" = 1'-0"



3 INTERIOR ELEVATION - NORTH
A3.1 1/2" = 1'-0"



4 INTERIOR ELEVATION - EAST
A3.1 1/2" = 1'-0"



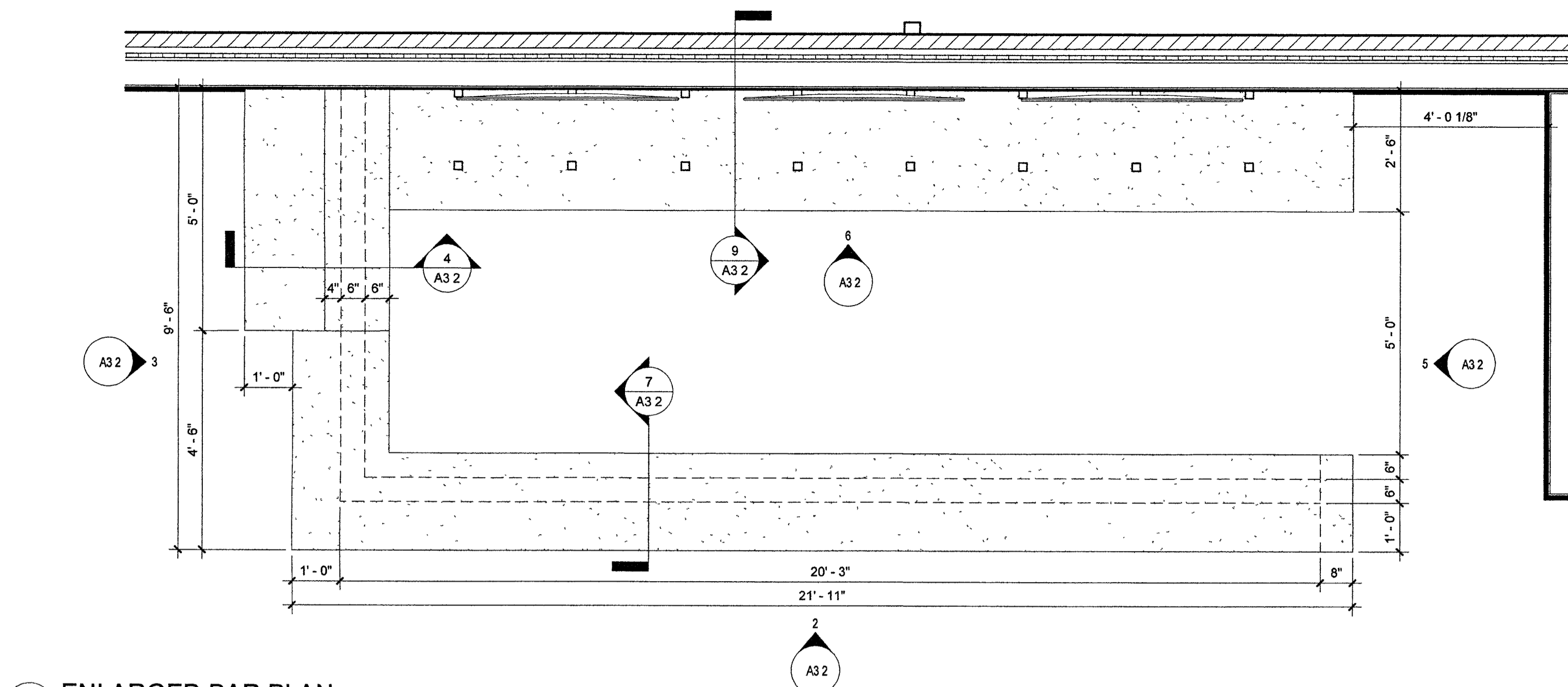
ACCESSIBLE MOUNTING HEIGHTS

Drawing

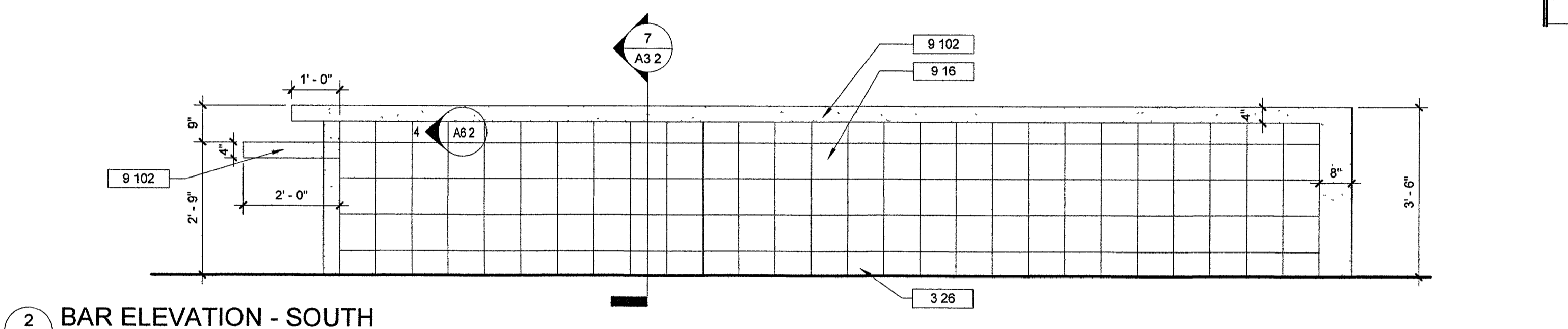
ENLARGED
RESTROOM PLANS

A3.1

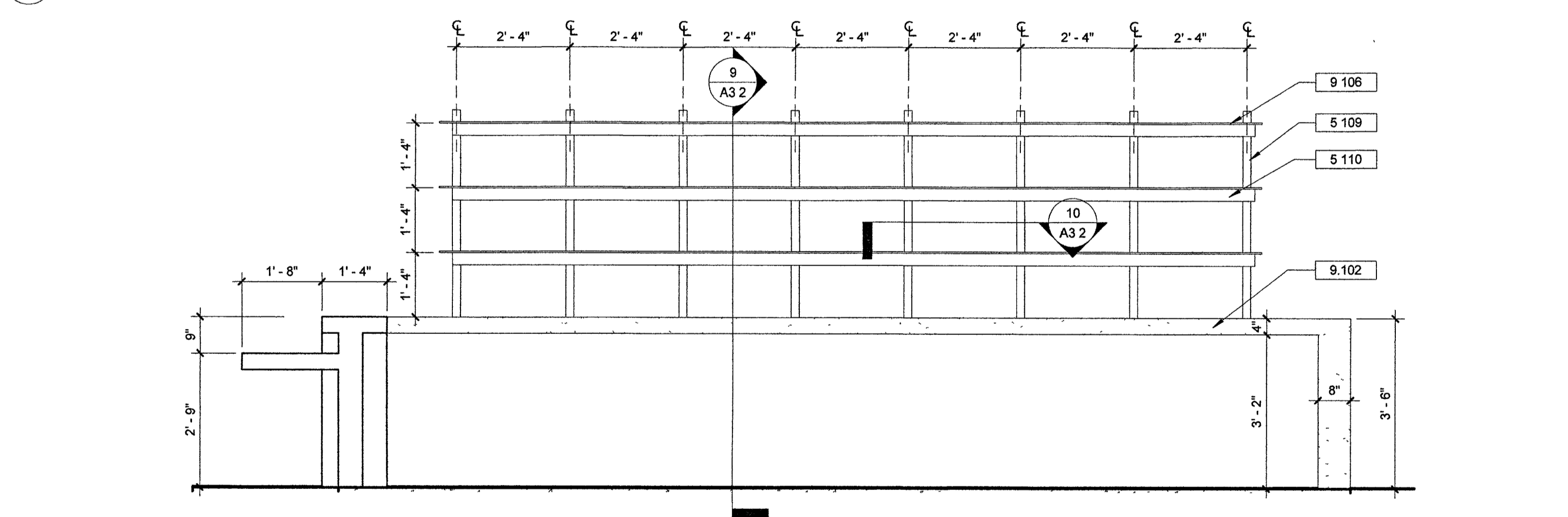
Copyright - These Drawings are the property of DP3 Architects, Ltd., and reuse on any other project without written permission will result in legal action



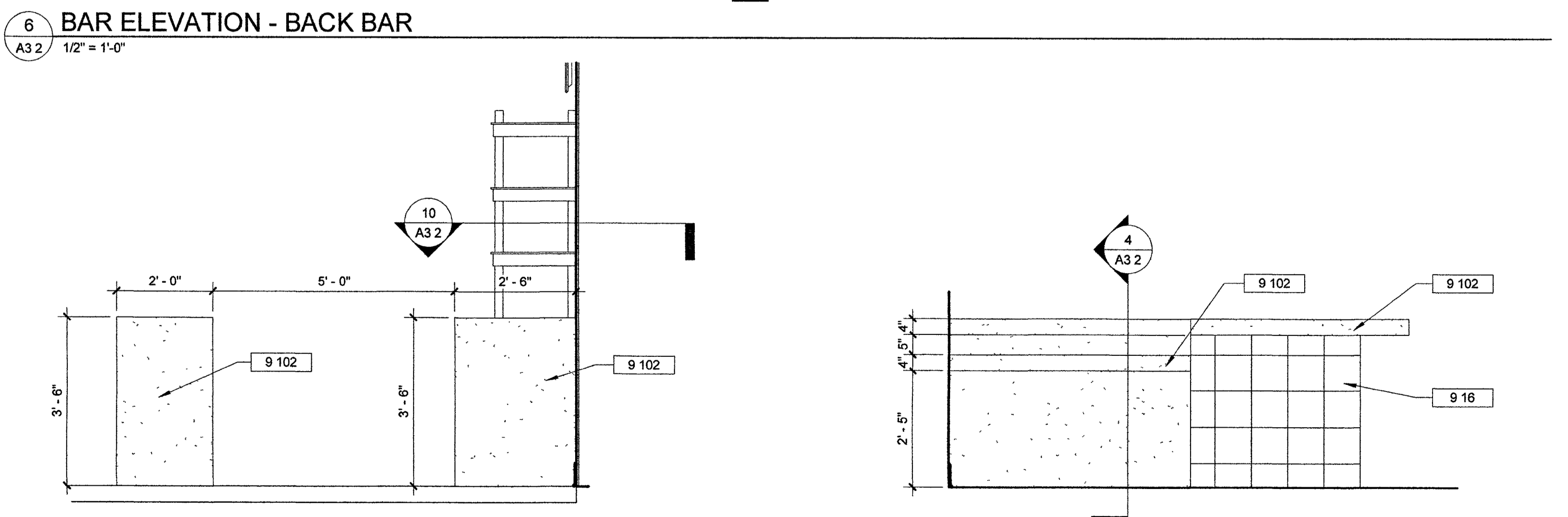
1 ENLARGED BAR PLAN
A3.2 1/2" = 1'-0"



2 BAR ELEVATION - SOUTH
A3.2 1/2" = 1'-0"



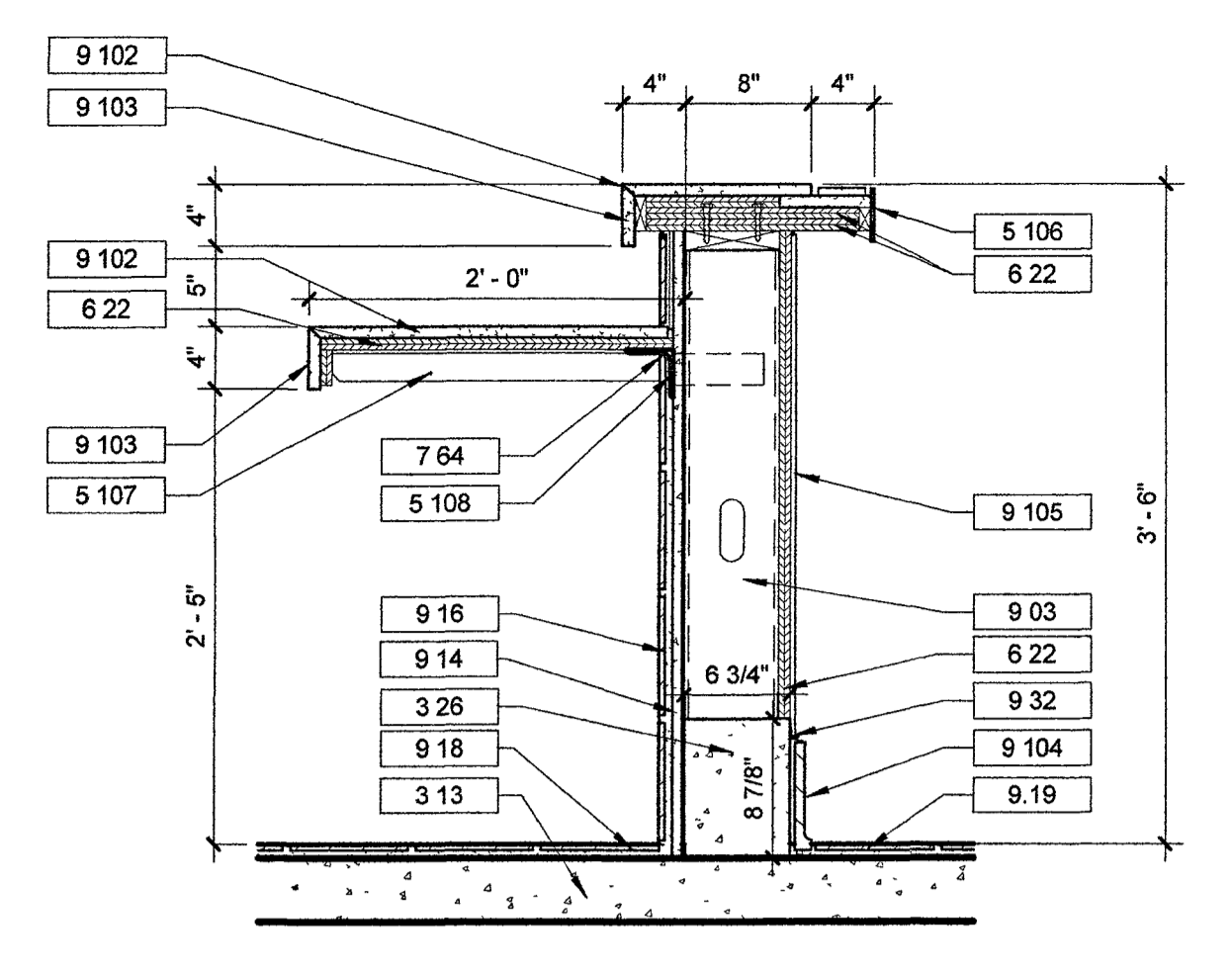
3 BAR ELEVATION - WEST
A3.2 1/2" = 1'-0"



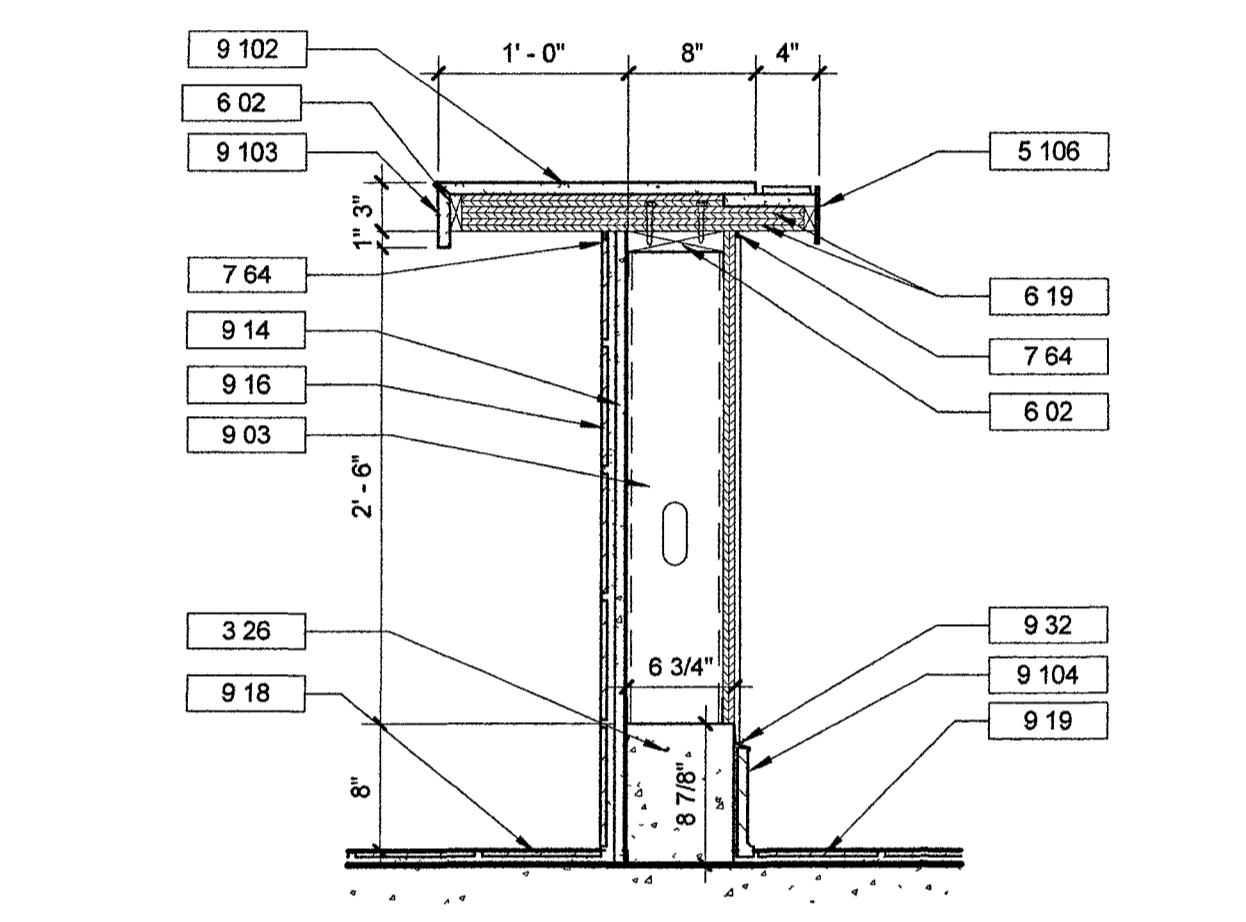
4 BAR ELEVATION - EAST
A3.2 1/2" = 1'-0"



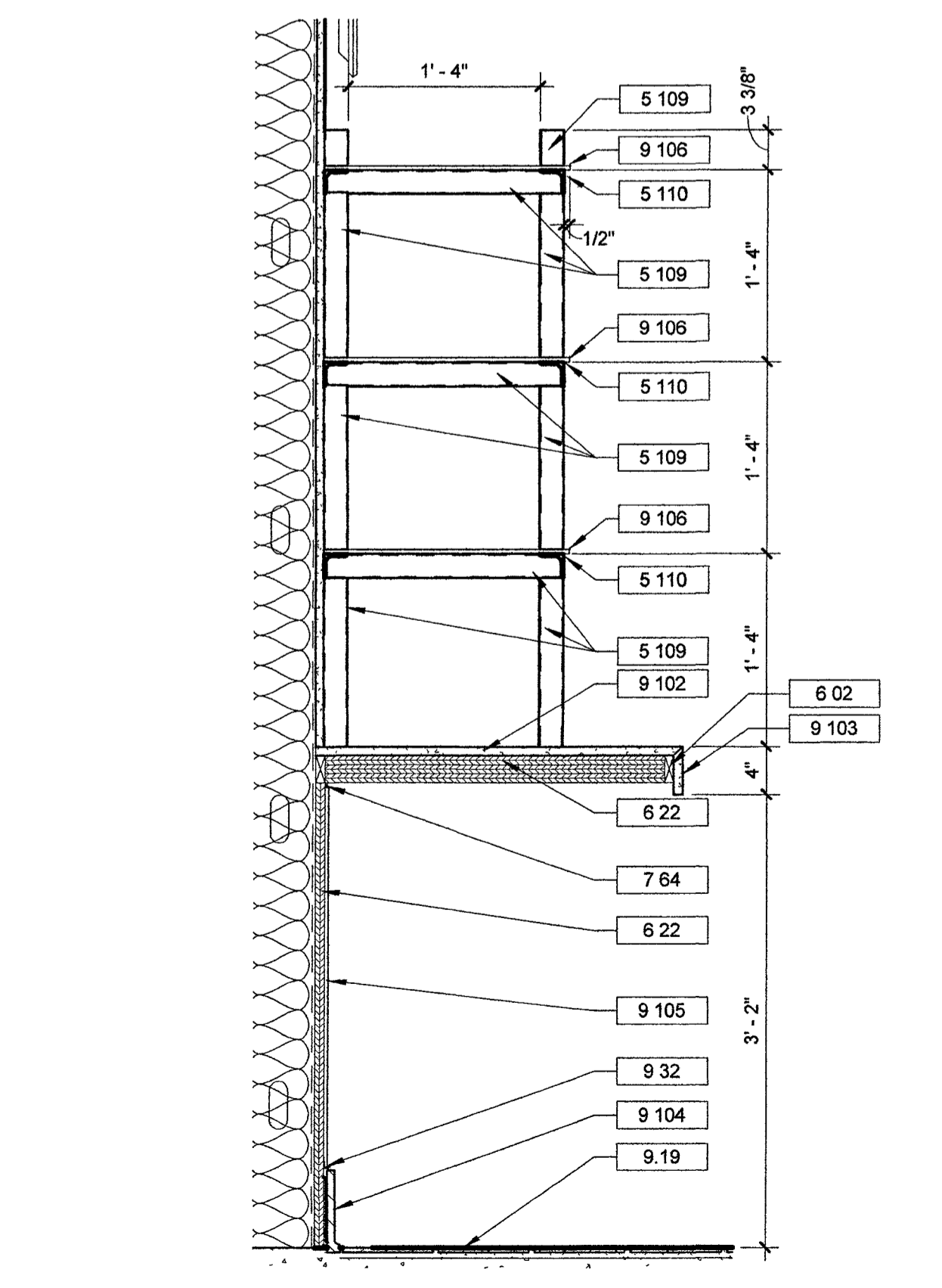
5 BAR ELEVATION - BACK BAR
A3.2 1/2" = 1'-0"



6 DETAIL @ ADA BAR SECTION
A3.2 1" = 1'-0"



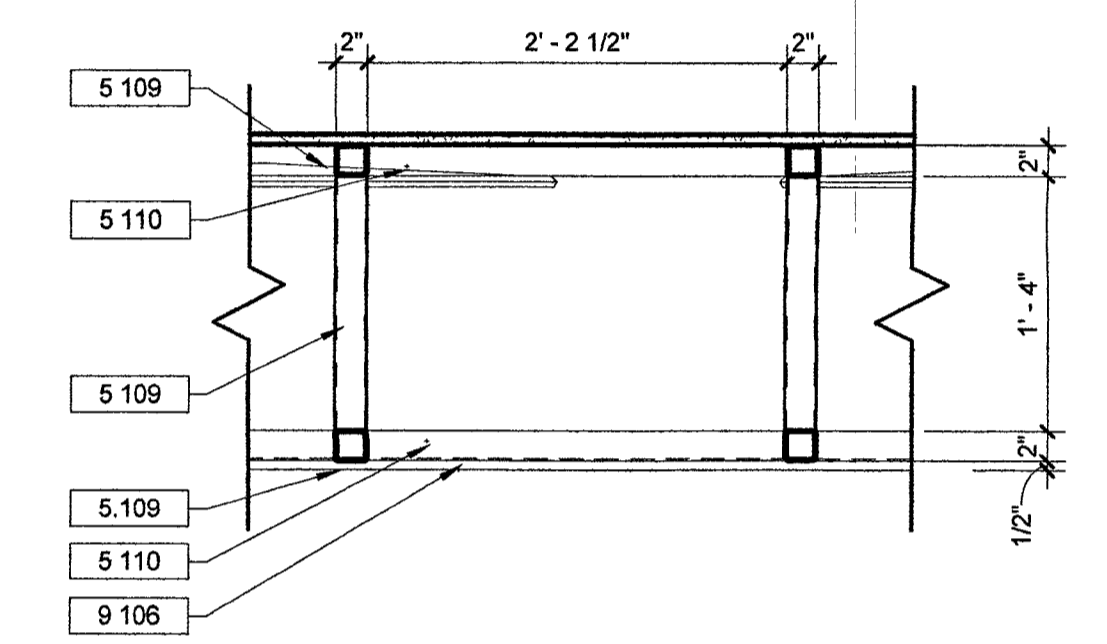
7 DETAIL @ TYPICAL BAR SECTION
A3.2 1" = 1'-0"



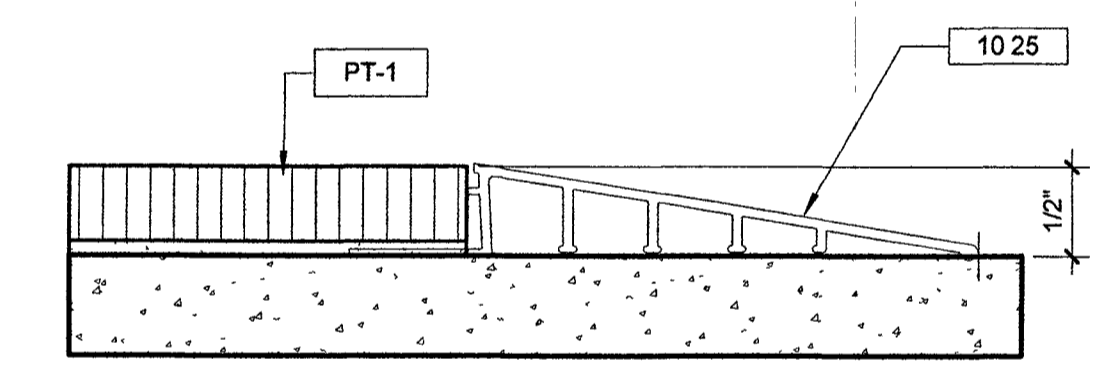
8 DETAIL @ BACK BAR SECTION
A3.2 1" = 1'-0"

DRAWING NOTES

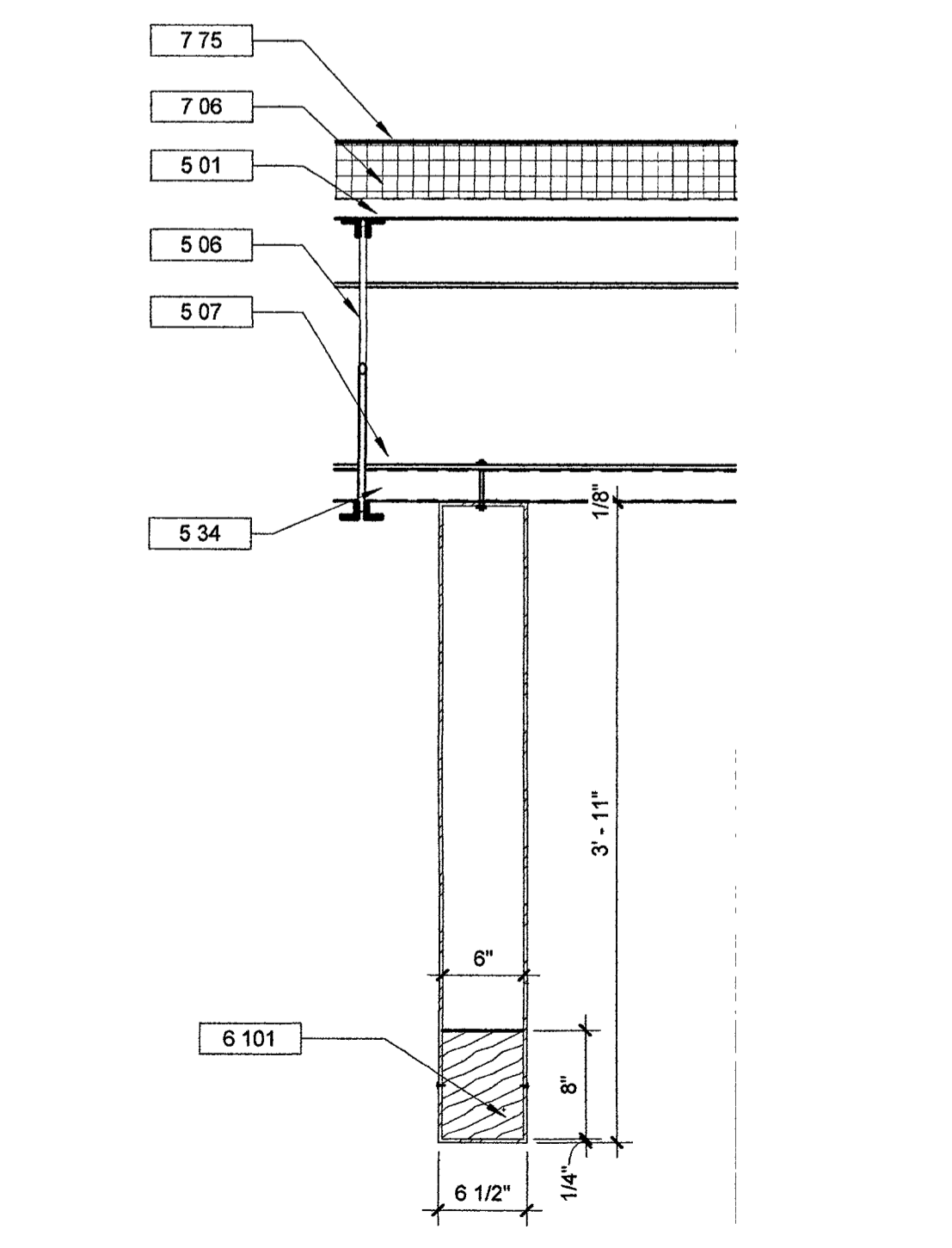
- 3 13 REINFORCED CONCRETE SLAB ON GRADE REFER TO STRUCTURAL DRAWINGS.
- 3 26 CONCRETE CURB
- 5 01 METAL ROOF DECKING REFER TO STRUCTURAL DRAWINGS
- 5 06 K-SERIES BAR JOIST REFER TO STRUCTURAL DRAWINGS
- 5 07 STRUCTURAL FRAMING REFER TO STRUCTURAL DRAWINGS
- 5 34 METAL ANGLE. REFER TO STRUCTURAL DRAWINGS
- 5 106 STAINLESS STEEL DRAIN BOARD REFER TO FOOD SERVICE DRAWINGS
- 5.107 2X2 ACCESSIBLE BAR TOP SUPPORT ANGLE AT EACH END OF TOP SECURE TO WALL FRAMING EASE BOTTOM CORNER AT EDGE
- 5 108 CONTINUOUS 2X2 ACCESSIBLE BAR TOP SUPPORT ANGLE
- 5 109 2" X 2" TUBE STEEL
- 5 110 2" X 2" STEEL ANGLE.
- 6 02 PRESSURE TREATED BLOCKING AS REQUIRED
- 6 19 SHEATHING REFER TO STRUCTURAL DRAWINGS
- 6 22 3/4 INCH PLYWOOD
- 6 101 WOOD FAUX BEAMS ABOVE BAR SECURED WITH METAL STRAPS
- 7 06 RIGID INSULATION REFER TO SPECIFICATIONS FOR MINIMUM R-VALUES
- 7 64 SEALANT CONTINUOUS REFER TO SPECIFICATIONS
- 7 75 ROOF MEMBRANE OVER R-25 OR GREATER RIGID INSULATION 60 MIL TPO FULLY ADHERED MEMBRANE WITH 20 YEAR WARRANTY COLOR WHITE GAF EVERGUARD EXTREME OR EQUAL.
- 9 03 6 INCH METAL STUD FRAMING SYSTEM
- 9 14 5/8" DENSIFIELD GLASS-MAT GYPSUM BACKER BOARD
- 9 16 SCHEDULED WALL TILE.
- 9 18 SCHEDULED PORCELAIN FLOOR TILE
- 9 19 SCHEDULED QUARRY FLOOR TILE
- 9 32 J BEAD TRIM
- 9 102 GRANITE COUNTERTOP AS SCHEDULED
- 9 103 GRANITE APRON WITH MITRED EDGE.
- 9 104 SCHEDULED QUARRY TILE BASE.
- 9 105 FIBER REINFORCED PANELING REFER TO FINISH SCHEDULE
- 9 106 3/8" TEMPERED GLASS SHELVING.
- 10 25 SCHLUTER - RENO - RAMP 1/2" TALL TRANSITION STRIP.



9 PLAN DETAIL @ BACK BAR
A3.2 1" = 1'-0"




10 TILE TRANSITION
A3.2 12" = 1'-0"



11 DETAIL @ TYPICAL BAR BEAM
A3.2 1" = 1'-0"

Seal



DP3
ARCHITECTS

DP3 Architects, Ltd
15 South Main Street, Suite 400
Greenville, SC 29601
864 232 8200
www.DP3architects.com

Project

MARIACHIS
RESTAURANT
LANCASTER, SC

Project Number 23213
Drawn By ALT
Checked By KMW
Date 05 AUG. 24

Revisions

Drawing

ENLARGED BAR
PLAN

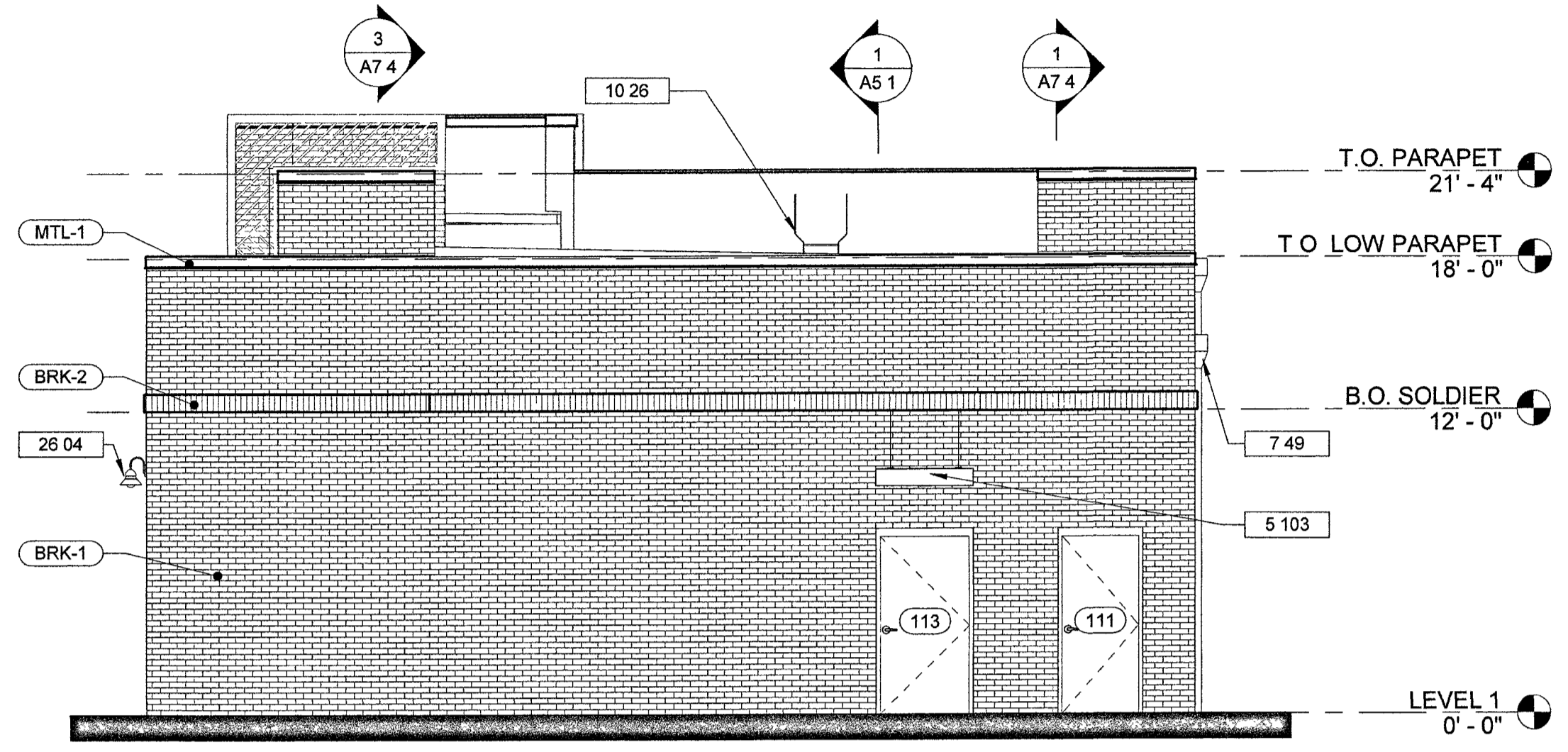
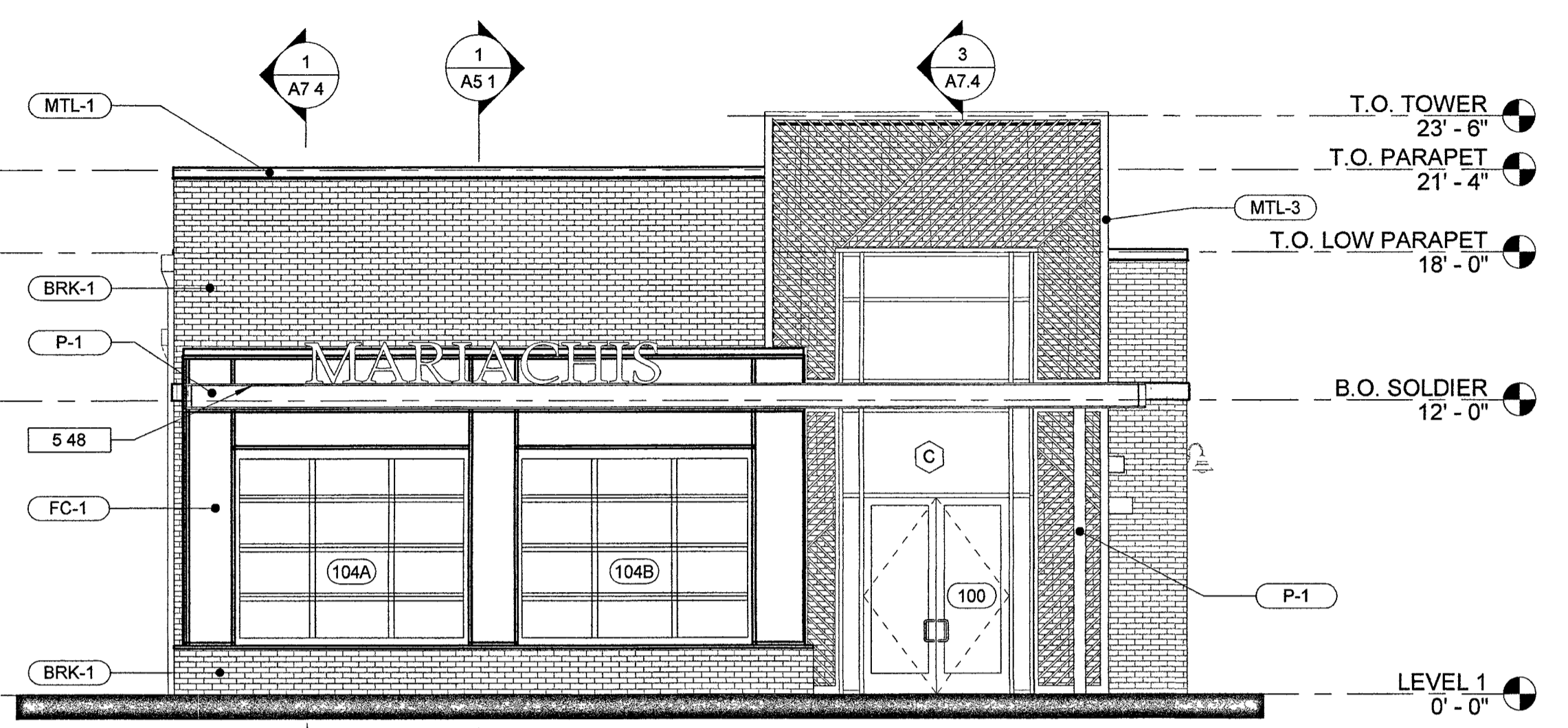
A3.2

EXTERIOR FINISH SCHEDULE

| TAG | MANUFACTURER | STYLE | DESCRIPTION | COMMENTS |
|-------|------------------|----------------|-----------------------------|-----------------|
| BRK-2 | GLEN-GERY | | BRICK SOLDIER COURSE | OR EQUAL |
| CT-1 | TBD | | EXTERIOR WALL TILE | |
| FC-1 | JAMES HARDIE | TBD | FIBER CEMENT PANEL | OR EQUAL |
| MTL-1 | CENTRYGARD | DARK BRONZE | BRAKEMETAL | OR EQUAL |
| MTL-2 | AWNEX | DARK BRONZE | PREFINISHED ALUMINUM CANOPY | COLORADO SYSTEM |
| MTL-3 | SEAS | | CUSTOM ALUMINUM SCREEN | |
| P-1 | SHERWIN WILLIAMS | EXTERIOR PAINT | PAINT TO MATCH DARK BRONZE | |
| PC-1 | TBD | | Precast concrete | |
| PT-1 | SHERWIN WILLIAMS | EXTERIOR PAINT | TBD | |

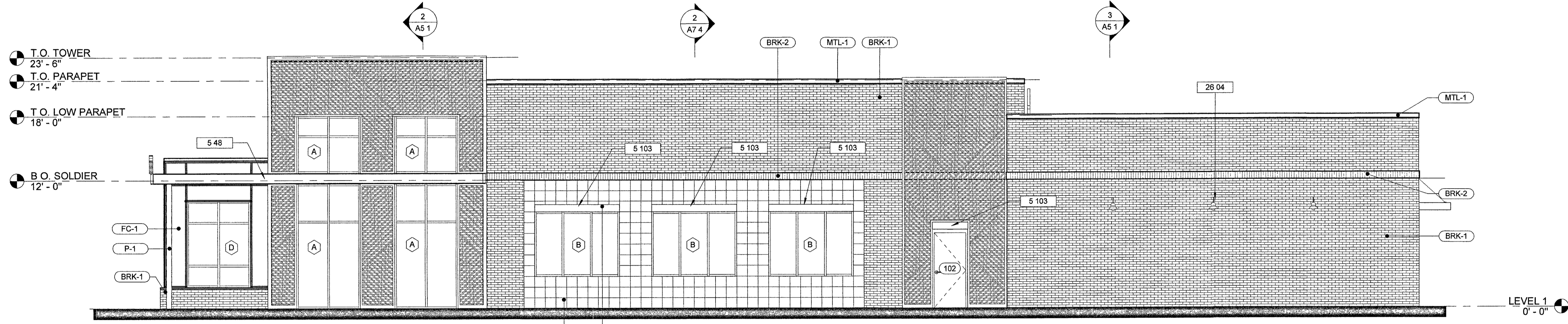
DRAWING NOTES

- 5 48 C-CHANNEL REFER TO STRUCTURAL.
- 5 103 PREFINISHED ALUMINUM CANOPY SYSTEM WITH INTEGRATED GUTTER. BASIS OF DESIGN AWNEX COLORADO CANOPY SYSTEM, FLAT SOFFIT, 8" SMOOTH FASCIA, RECESSED DOWN-LIGHTNING PRE-INSTALLED.
- 7 49 PREFINISHED METAL DOWNSPOUT REFER TO SPECIFICATIONS FOR TYPE, SIZE AND PROFILE.
- 7 50 PREFINISHED ALUMINUM DOWNSPOUT REFER TO SPECIFICATIONS FOR TYPE, SIZE AND PROFILE.
- 10 26 METAL ROOF LADDER
- 26 04 LIGHT FIXTURE REFER TO ELECTRICAL LIGHT FIXTURE SCHEDULE

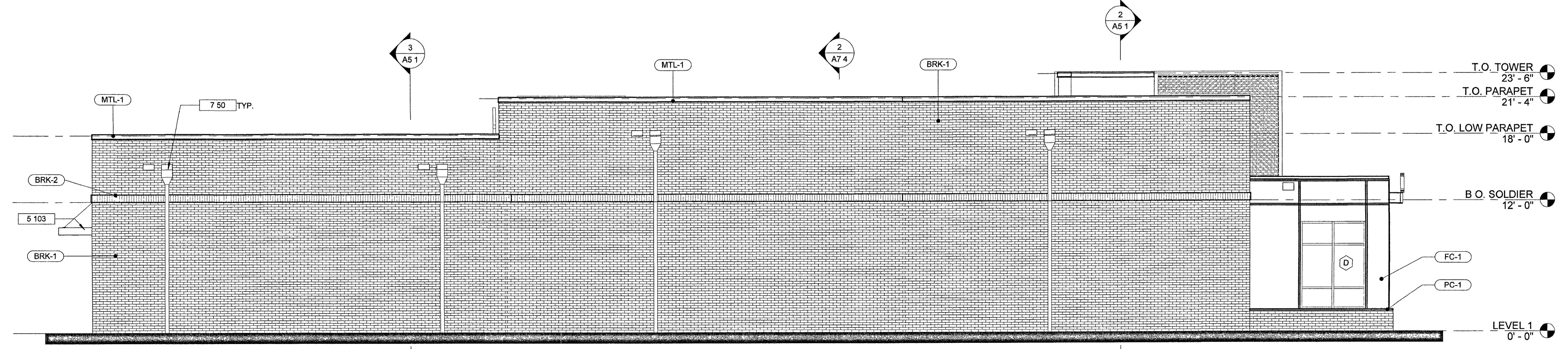


1 NORTH ELEVATION

2 SOUTH ELEVATION




3 WEST ELEVATION



4 EAST ELEVATION

Copyright. These Drawings are the property of DP3 Architects, Ltd., and reuse on any other project without written permission will result in legal action

Seal



DP3
ARCHITECTS

DP3 Architects, Ltd
15 South Main Street, Suite 400
Greenville, SC 29601
864 232 8200
www.DP3architects.com

Project

MARIACHIS
RESTAURANT
LANCASTER, SC

Project Number 23213
Drawn By MO
Checked By KMW
Date 05 AUG. 24

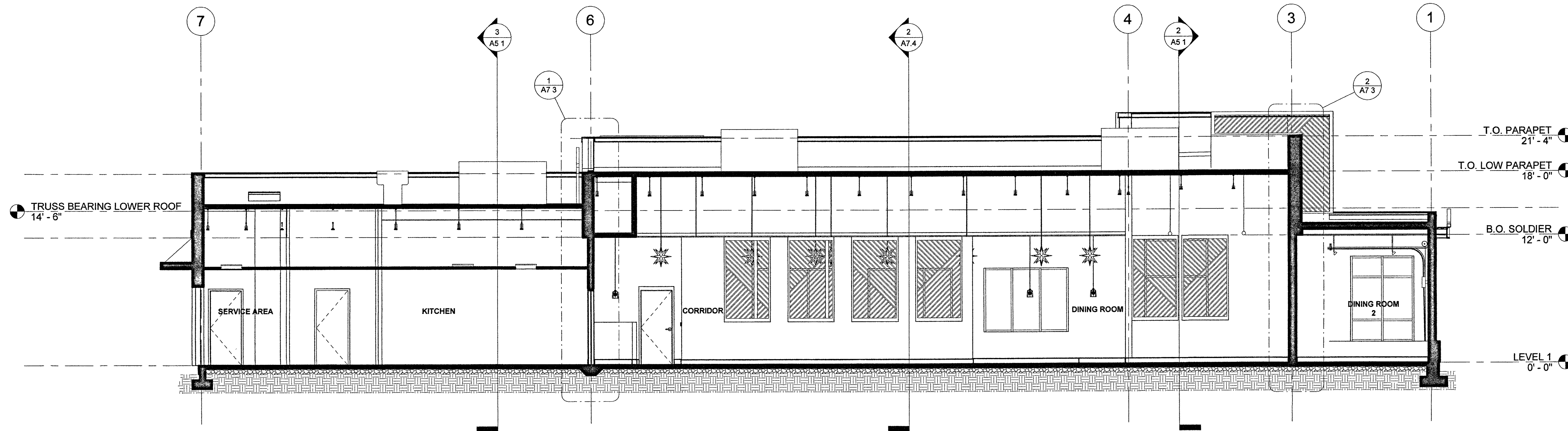
Revisions

Drawing

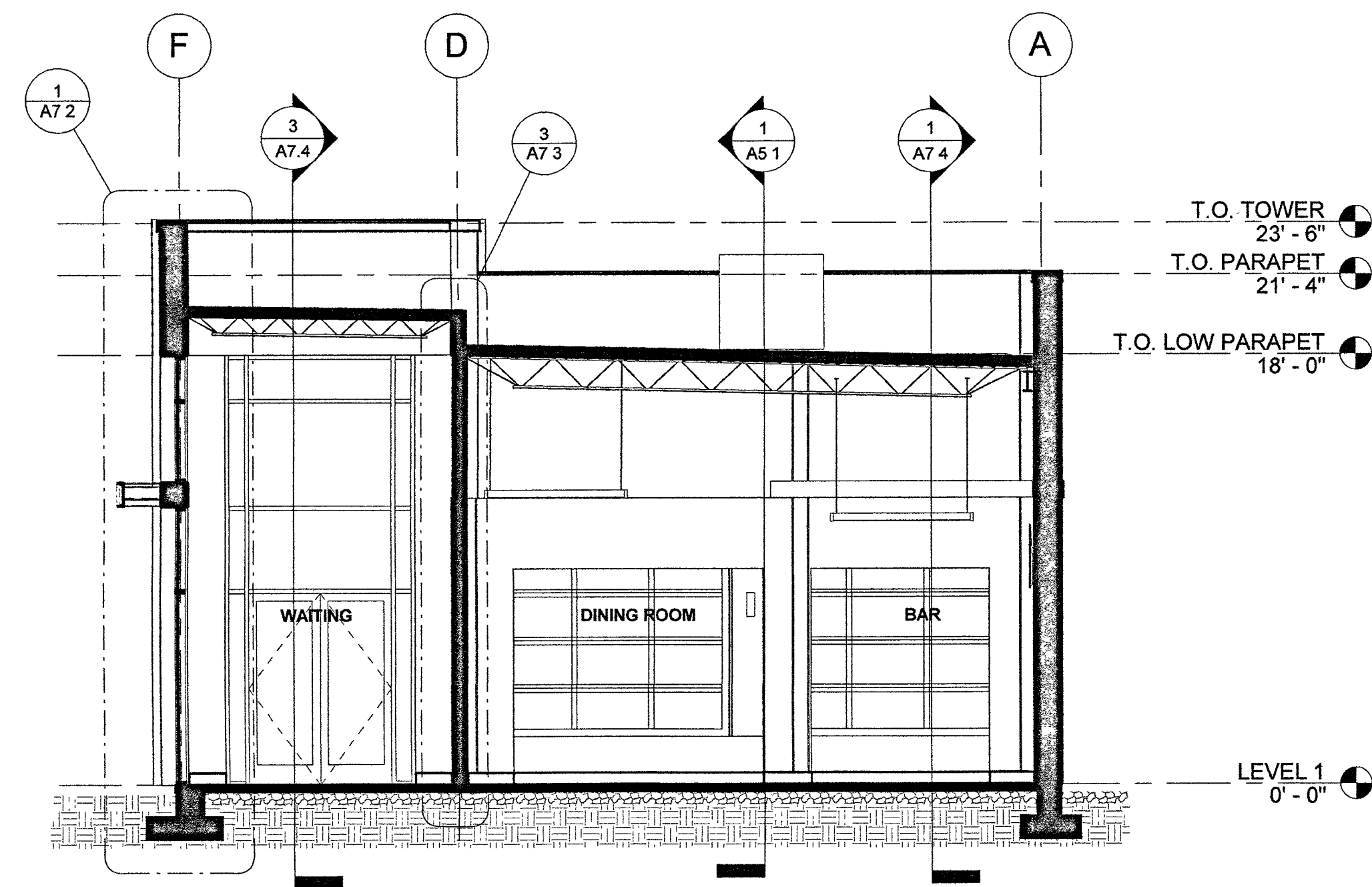
EXTERIOR
ELEVATIONS

A4.1

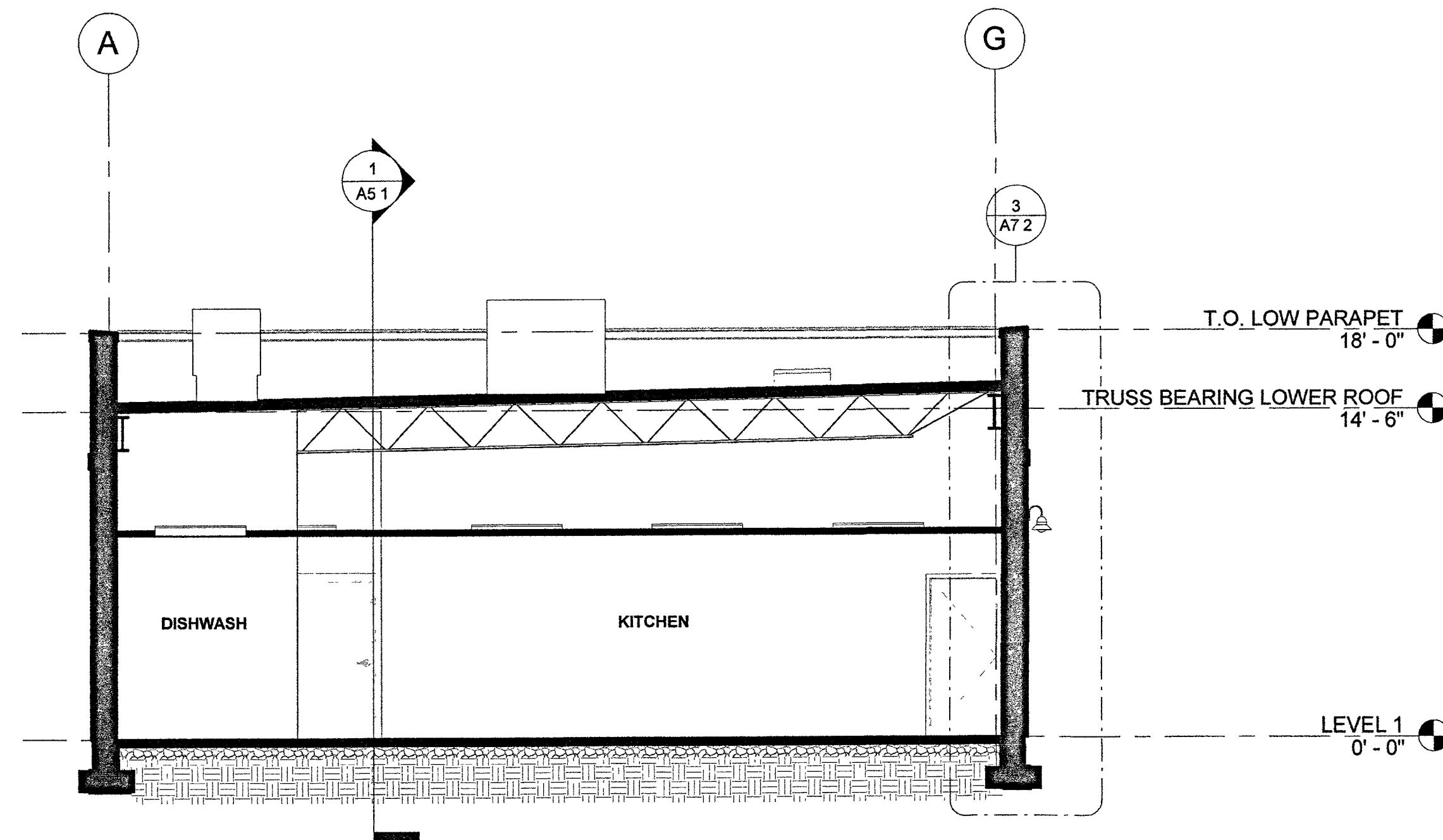
Copyright: These Drawings are the property of DP3 Architects, Ltd., and reuse on any other project without written permission will result in legal action.



1 SECTION 1
A5.1 3/16" = 1'-0"




2 SECTION 2
A5.1 3/16" = 1'-0"



3 SECTION 3
A5.1 3/16" = 1'-0"

Seal



DP3
ARCHITECTS

DP3 Architects, Ltd
15 South Main Street, Suite 400
Greenville, SC 29601
864.232.9200
www.DP3architects.com

Project

MARIACHIS
RESTAURANT
LANCASTER, SC

Project Number 23213
Drawn By MO
Checked By KMW
Date 05 AUG. 24

Revisions

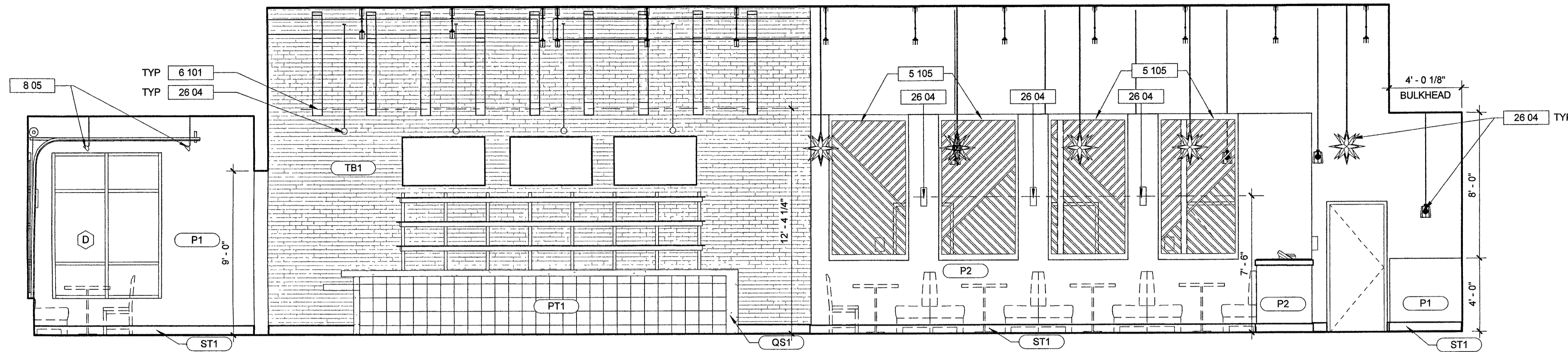
Drawing

BUILDING SECTIONS

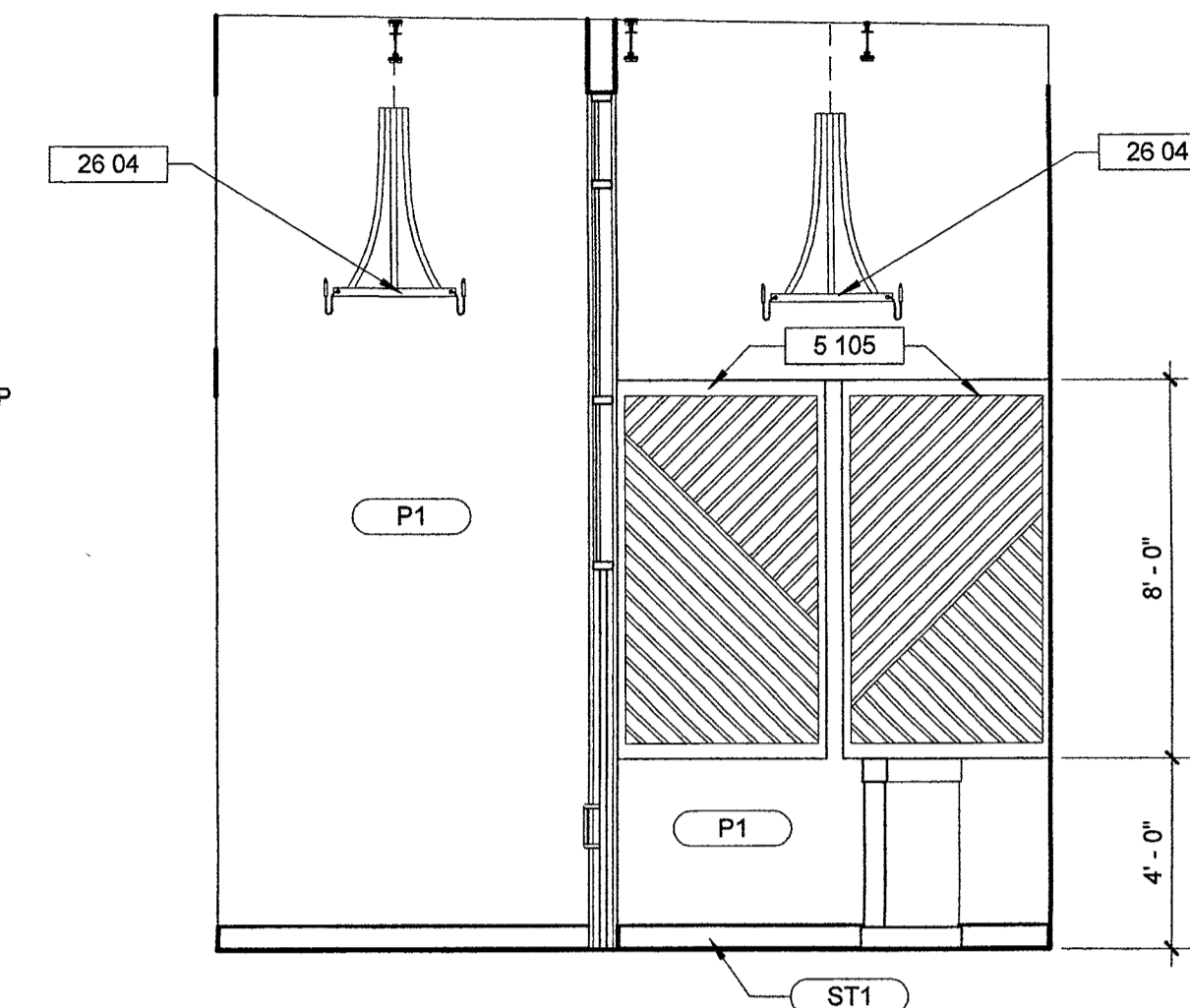
A5.1

DRAWING NOTES

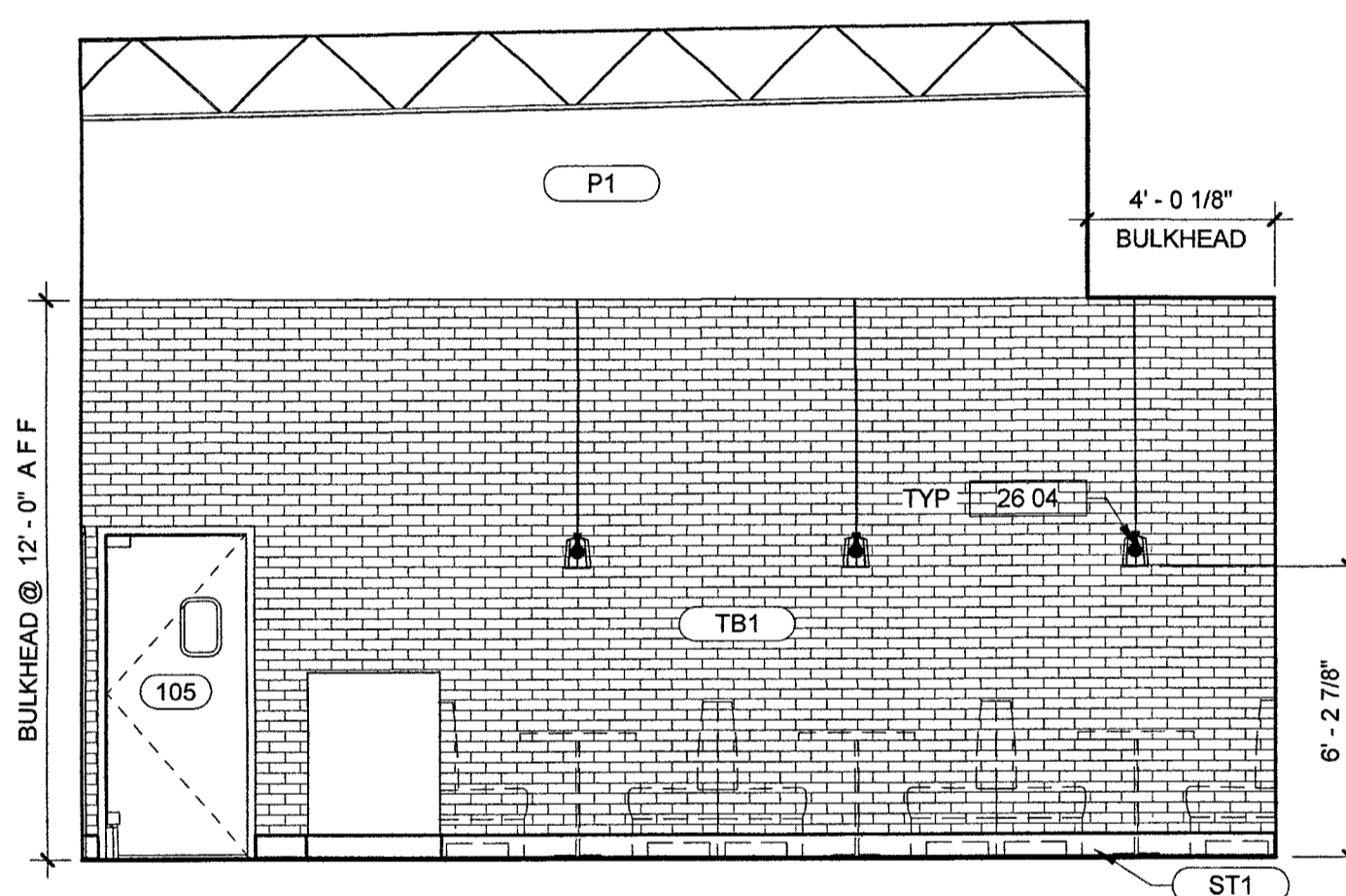
- 5 105 CUSTOM ALUMINUM SCREEN SYSTEM REFER TO A6 2 FOR DETAILS
- 6 101 WOOD FAUX BEAMS ABOVE BAR SECURED WITH METAL STRAPS
- 8 05 TRACK FOR OVERHEAD DOOR SUSPEND FROM STRUCTURE ABOVE WITH ALL-THREAD JUST BELOW GARAGE DOOR FULLY OPENED
- 26 04 LIGHT FIXTURE REFER TO ELECTRICAL LIGHT FIXTURE SCHEDULE



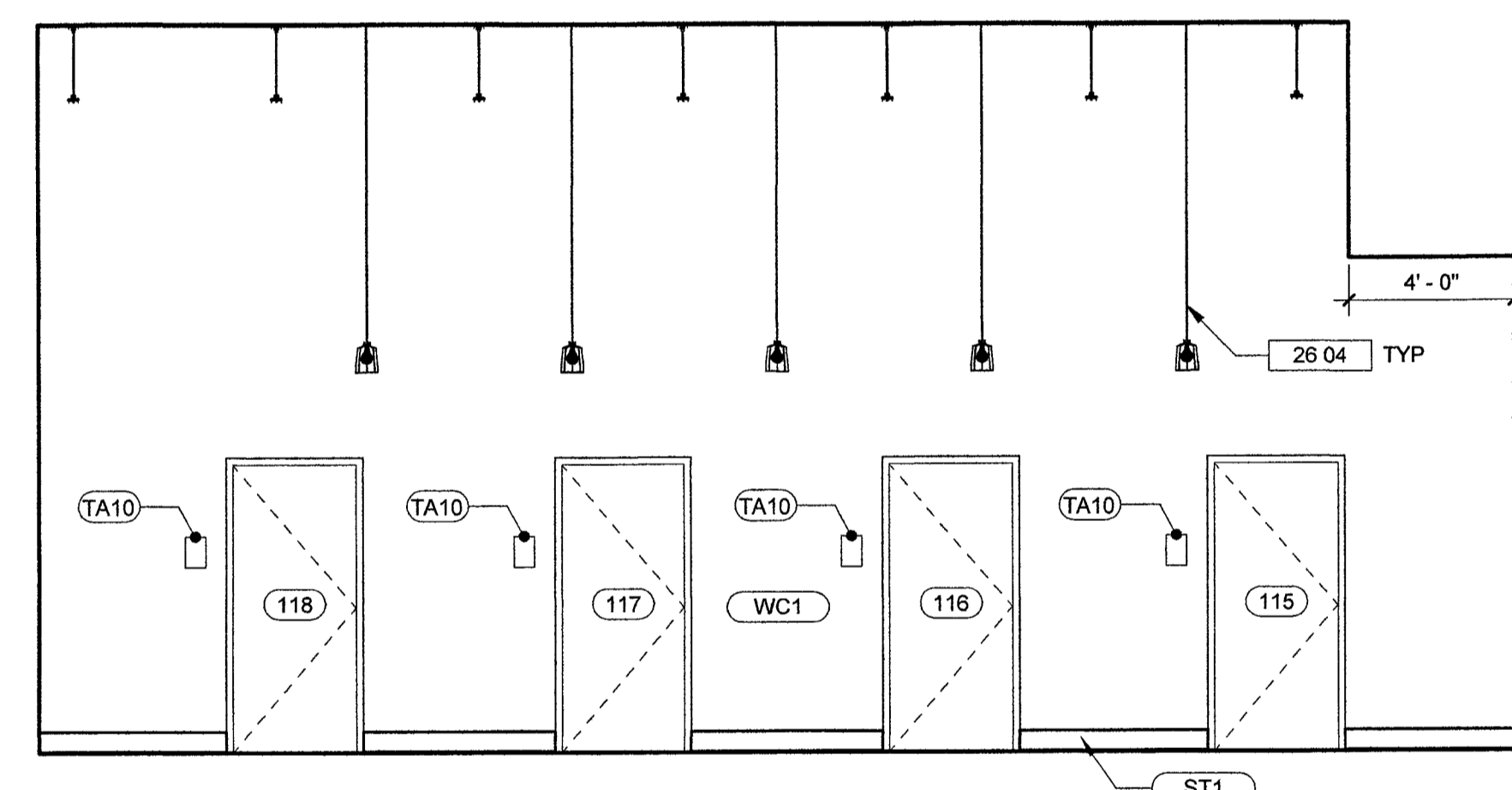
1 DINING ROOM - NORTH ELEVATION
A6 1 1/4" = 1'-0"



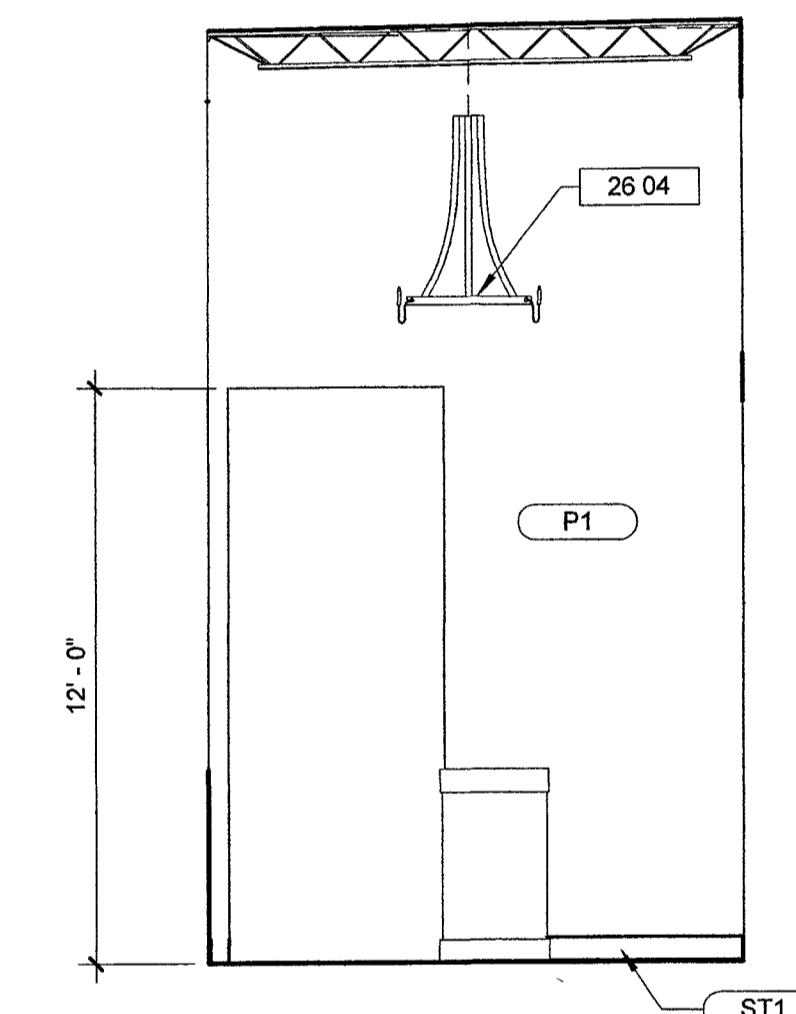
7 TOWER - NORTH ELEVATION
A6 1 1/4" = 1'-0"



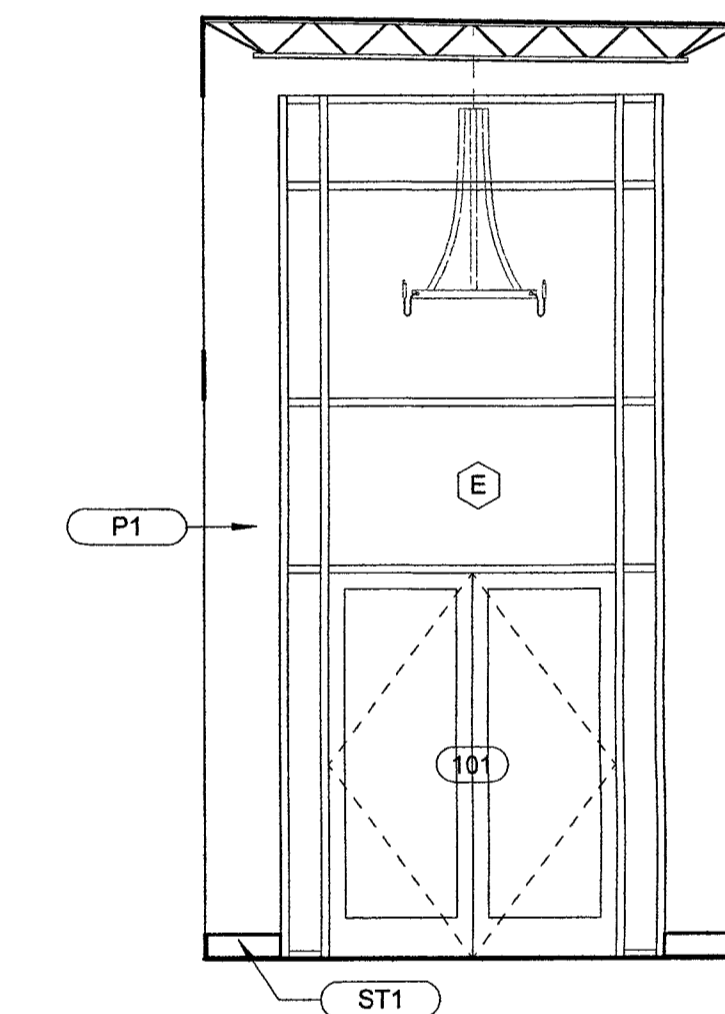
2 DINING ROOM - EAST ELEVATION
A6 1 1/4" = 1'-0"



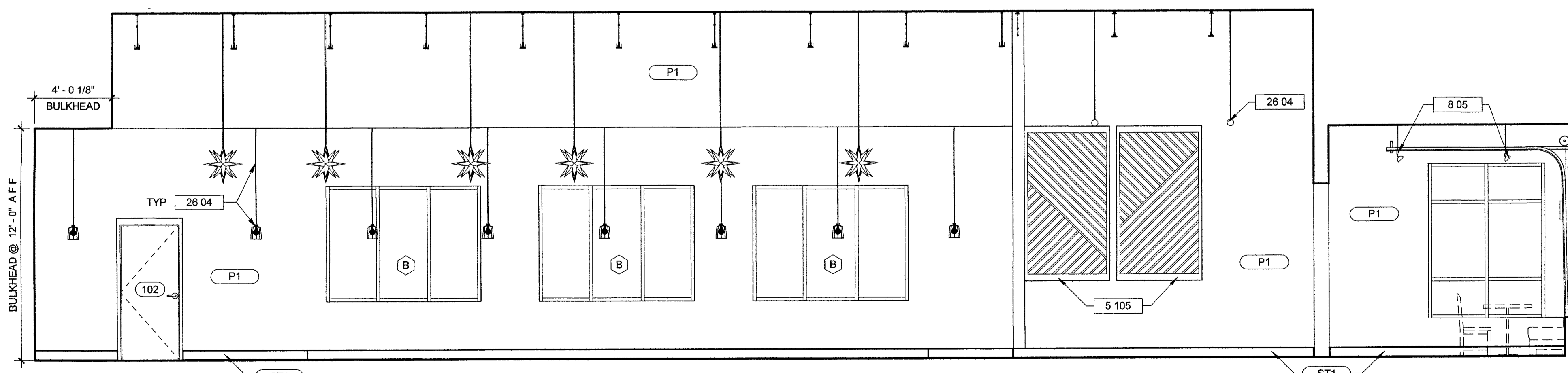
4 CORRIDOR - NORTH ELEVATION
A6 1 1/4" = 1'-0"



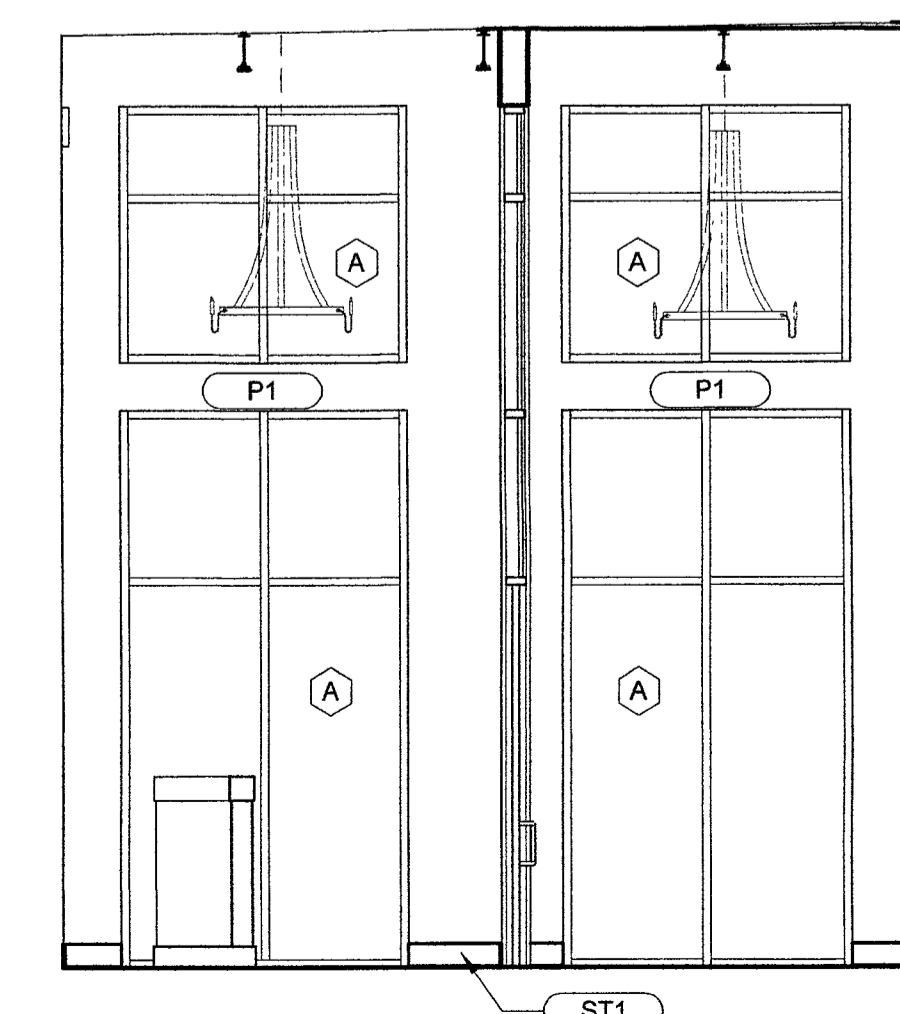
6 TOWER - EAST ELEVATION
A6 1 1/4" = 1'-0"



9 TOWER - WEST ELEVATION
A6 1 1/4" = 1'-0"

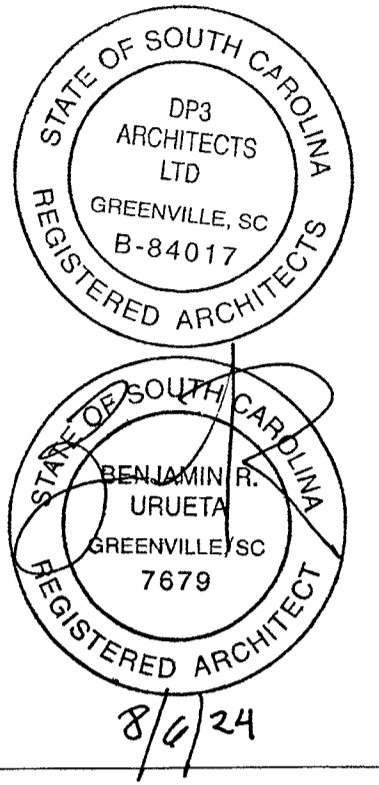


5 DINING ROOM - SOUTH ELEVATION
A6 1 1/4" = 1'-0"



8 TOWER - SOUTH ELEVATION
A6 1 1/4" = 1'-0"

Seal



DP3 ARCHITECTS

DP3 Architects, Ltd
15 South Main Street, Suite 400
Greenville, SC 29601
864 232 8200
www.DP3architects.com

Project

MARIACHIS RESTAURANT LANCASTER, SC

Project Number 23213
Drawn By MO
Checked By KMW
Date 05 AUG. 24

Revisions

Drawing

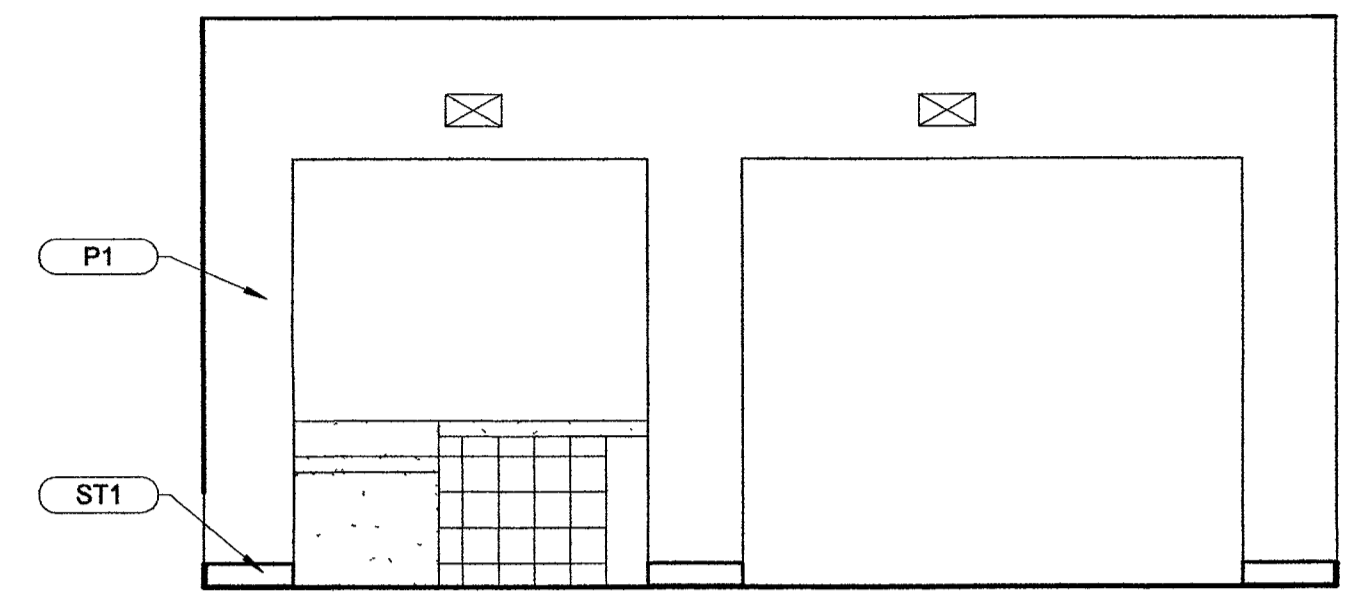
INTERIOR ELEVATIONS

A6.1

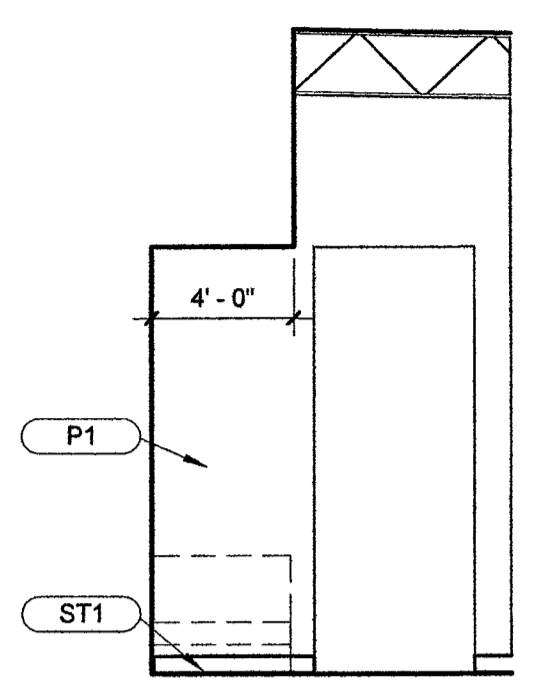
Copyright: These Drawings are the property of DP3 Architects, Ltd., and reuse on any other project without written permission will result in legal action.

DRAWING NOTES

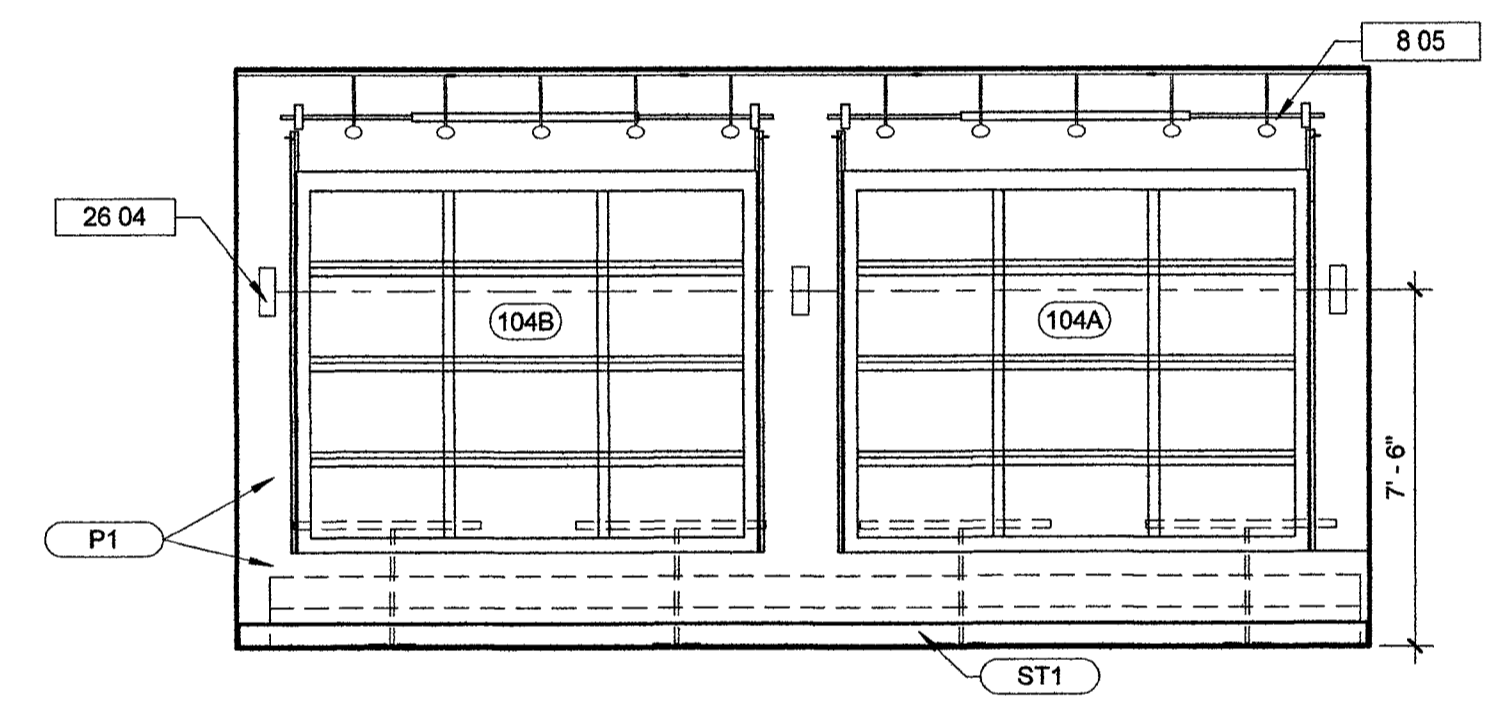
- 6 101 WOOD FAUX BEAMS ABOVE BAR SECURED WITH METAL STRAPS
- 8 05 TRACK FOR OVERHEAD DOOR SUSPEND FROM STRUCTURE ABOVE WITH ALL-THREAD JUST BELOW GARAGE DOOR WHEN FULLY OPENED
- 26.04 LIGHT FIXTURE. REFER TO ELECTRICAL LIGHT FIXTURE SCHEDULE.



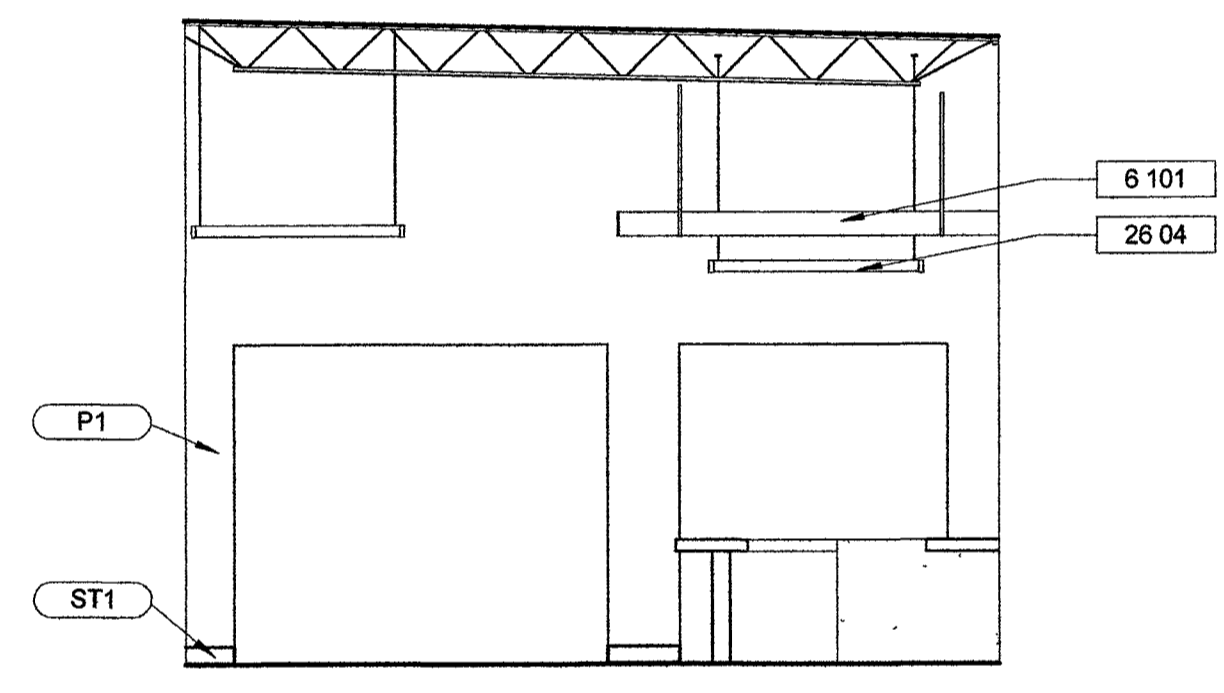
1 DINING ROOM 2 - EAST ELEVATION
A6.2 1/4" = 1'-0"



2 DINING ROOM - WEST ELEVATION TOWER
A6.2 3/16" = 1'-0"



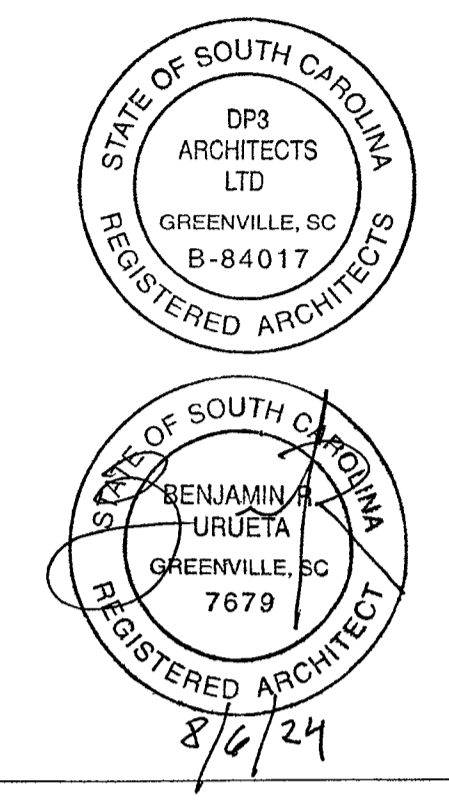
3 DINING ROOM 2 - WEST ELEVATION
A6.2 1/4" = 1'-0"



4 DINING ROOM - WEST ELEVATION
A6.2 3/16" = 1'-0"

Copyright: These Drawings are the property of DP3 Architects, Ltd., and reuse on any other project without written permission will result in legal action.

Seal



DP3
ARCHITECTS

DP3 Architects, Ltd.
15 South Main Street, Suite 400
Greenville, SC 29601
864.232.8200
www.DP3architects.com

Project

MARIACHIS
RESTAURANT
LANCASTER, SC

Project Number 23213
Drawn By MO
Checked By KMW
Date 05 AUG. 24

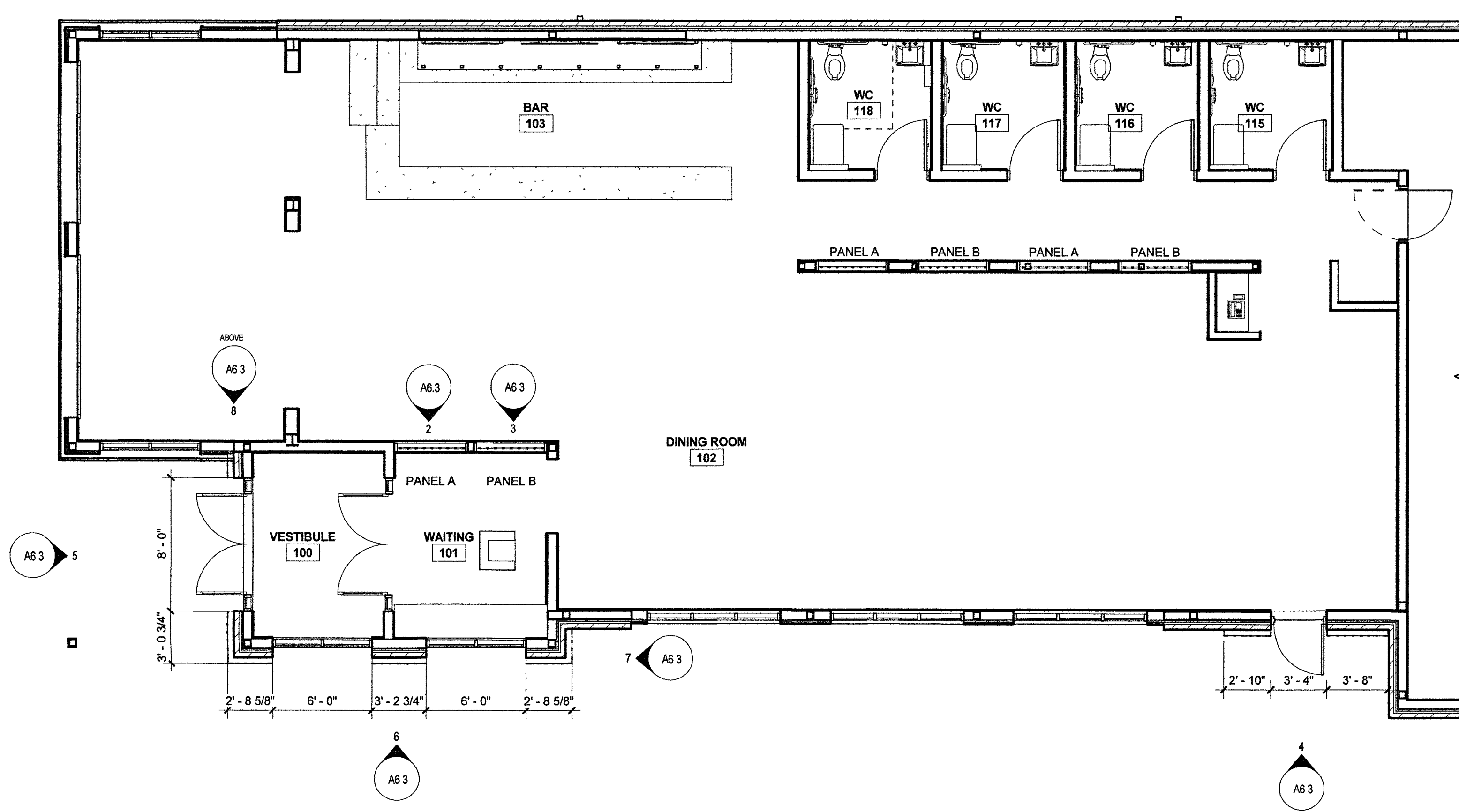
Revisions

Drawing

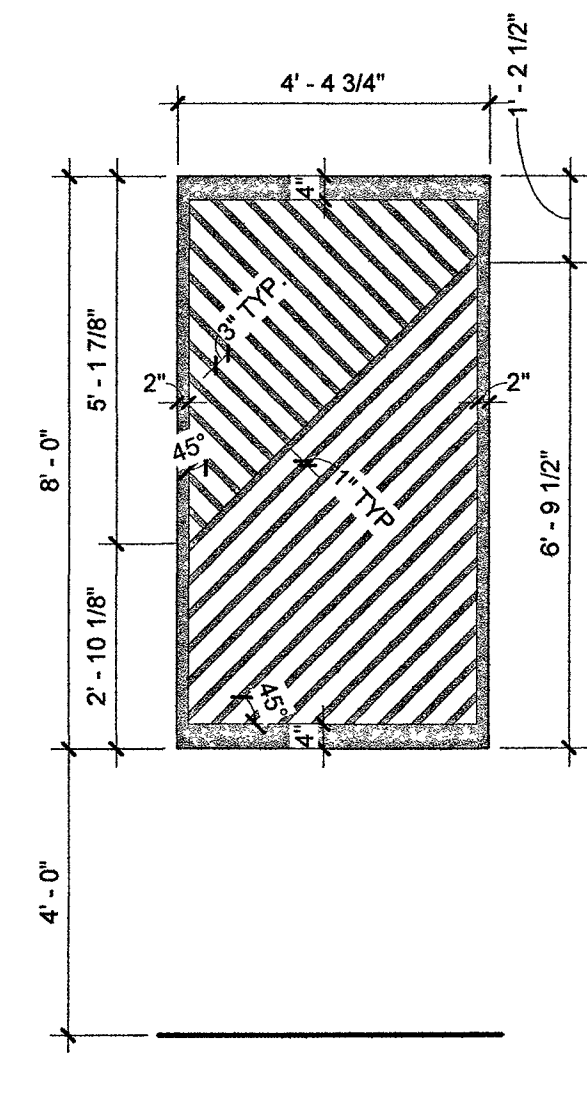
INTERIOR
ELEVATIONS

A6.2

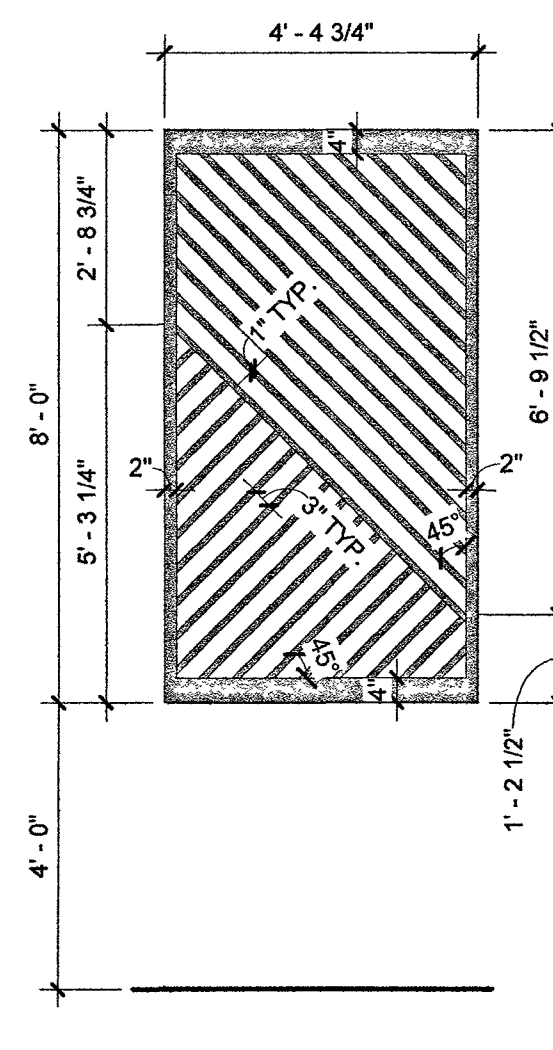
Copyright : These Drawings are the property of DP3 Architects, Ltd., and reuse on any other project without written permission will result in legal action.



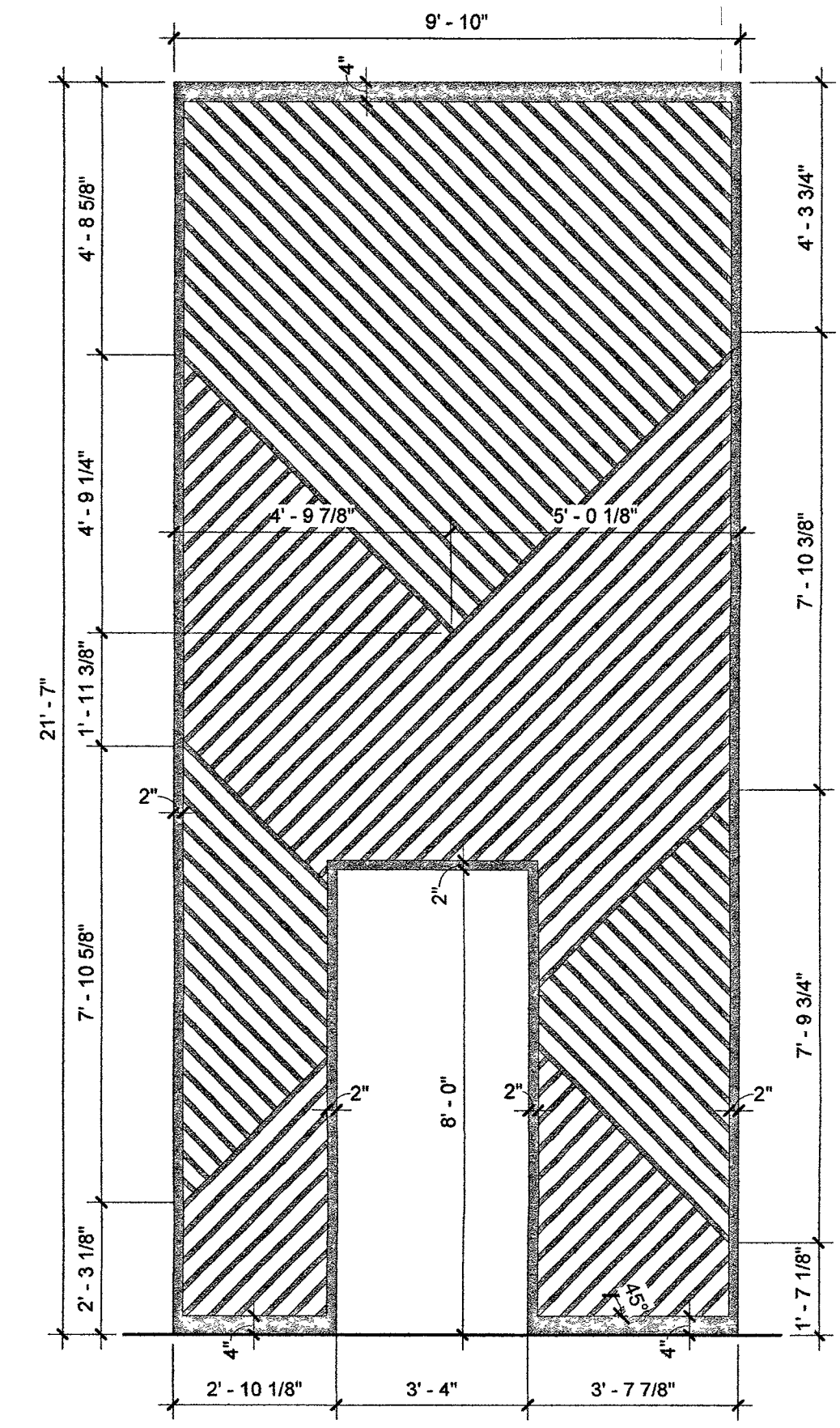
1 METAL PANEL - PLAN
A6.3 3/16" = 1'-0"



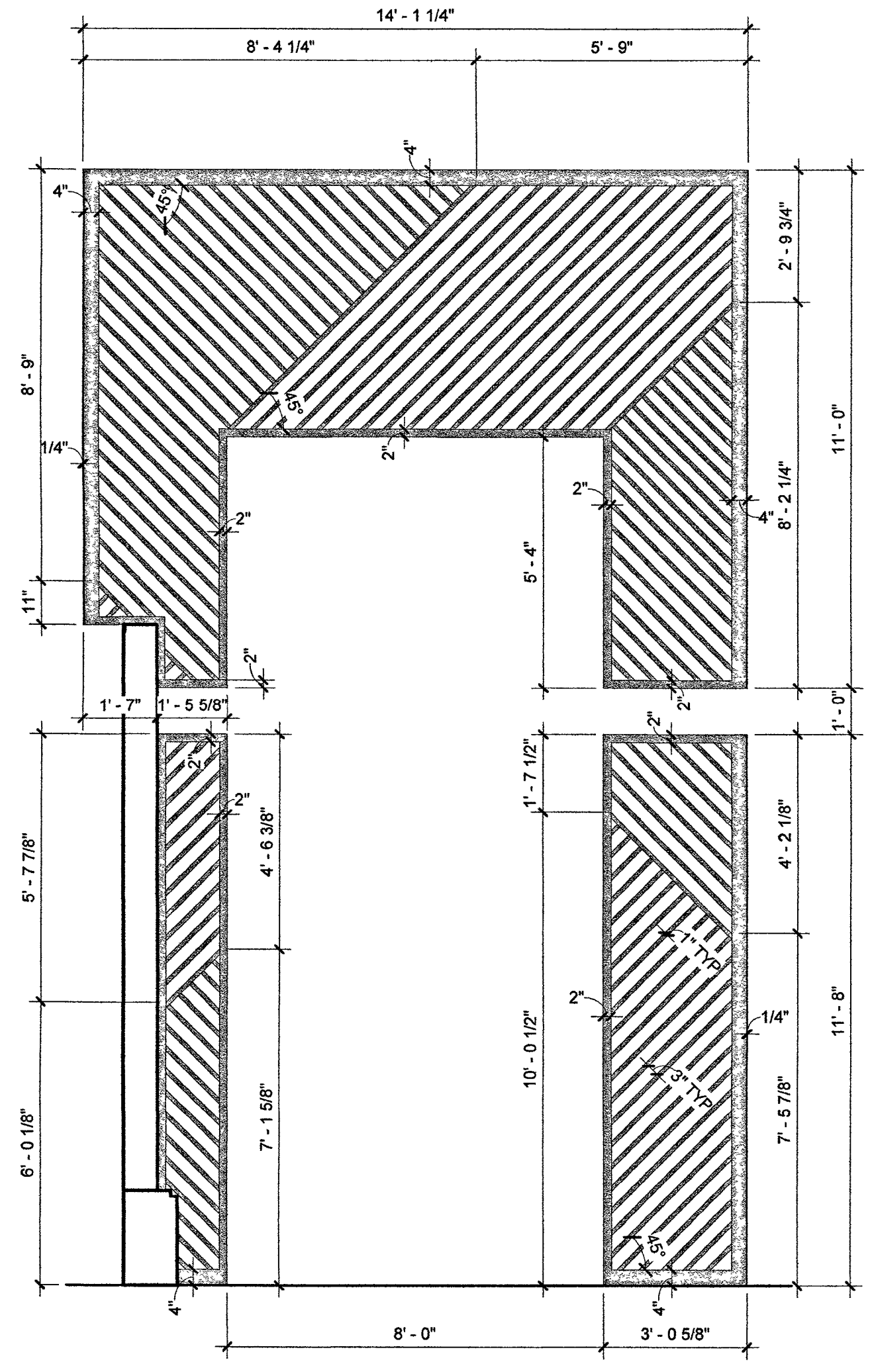
2 INTERIOR METAL PANEL A
A6.3 3/8" = 1'-0"



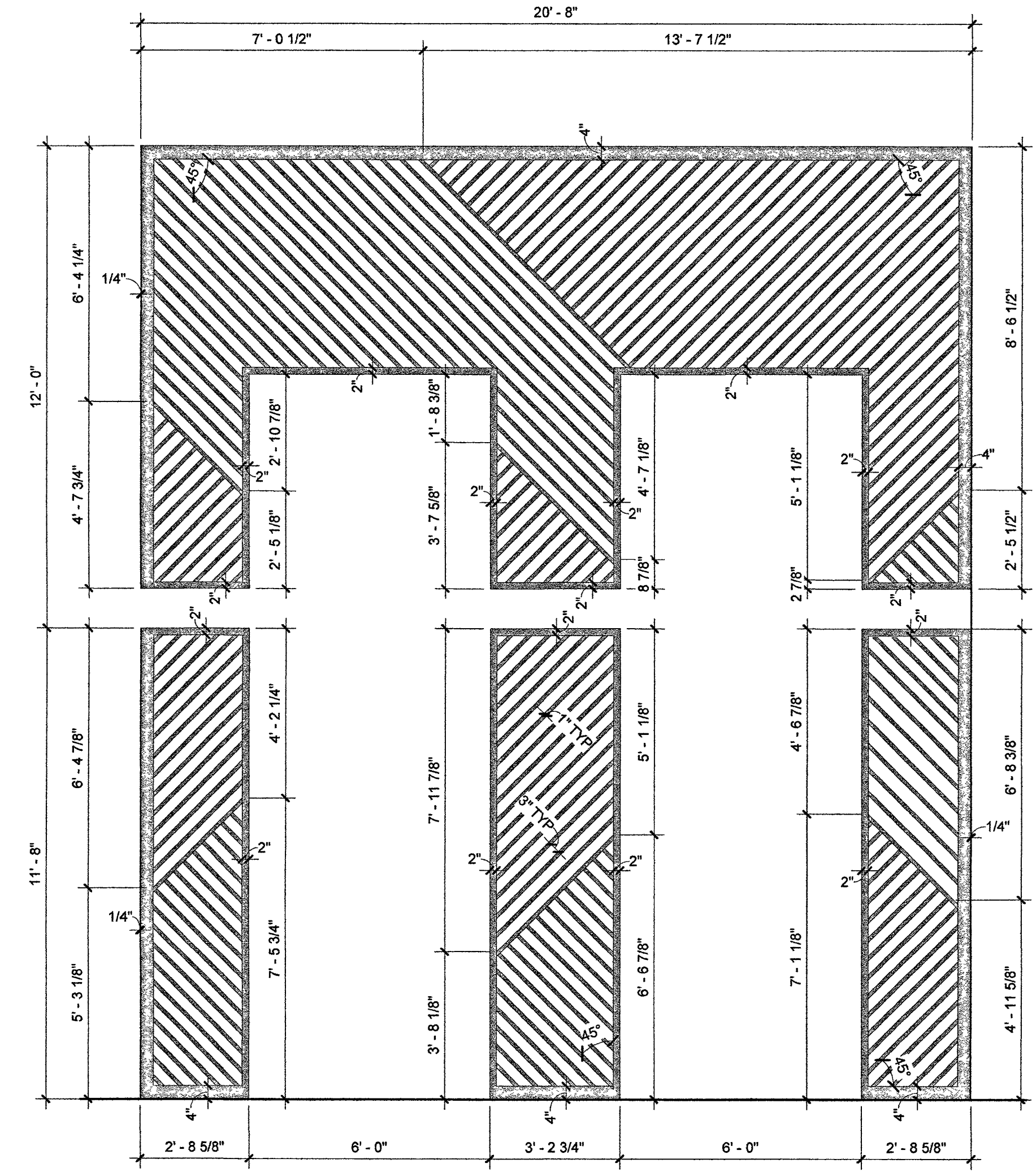
3 INTERIOR METAL PANEL B
A6.3 3/8" = 1'-0"



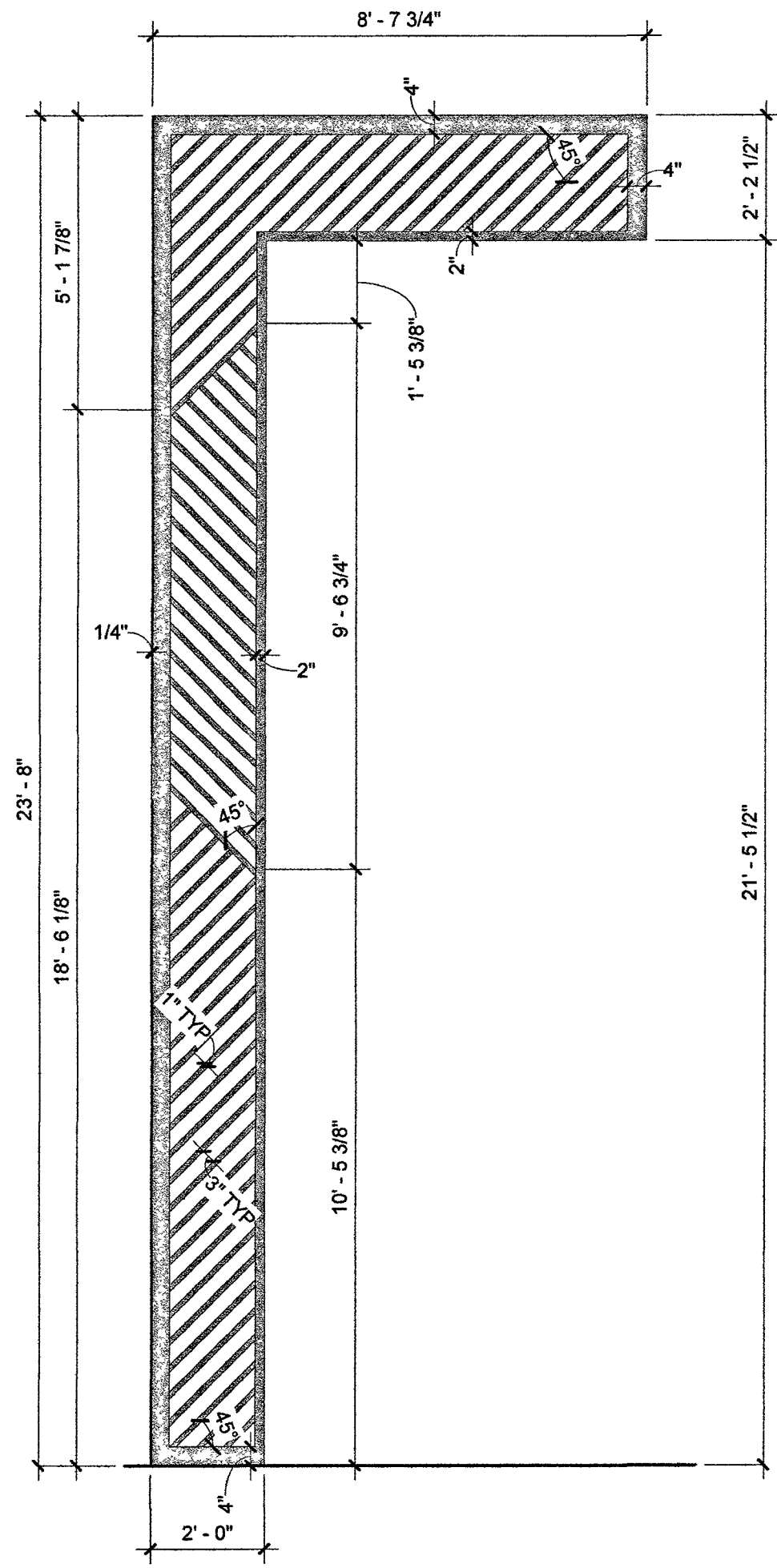
4 SIDE ENTRY METAL PANEL
A6.3 3/8" = 1'-0"



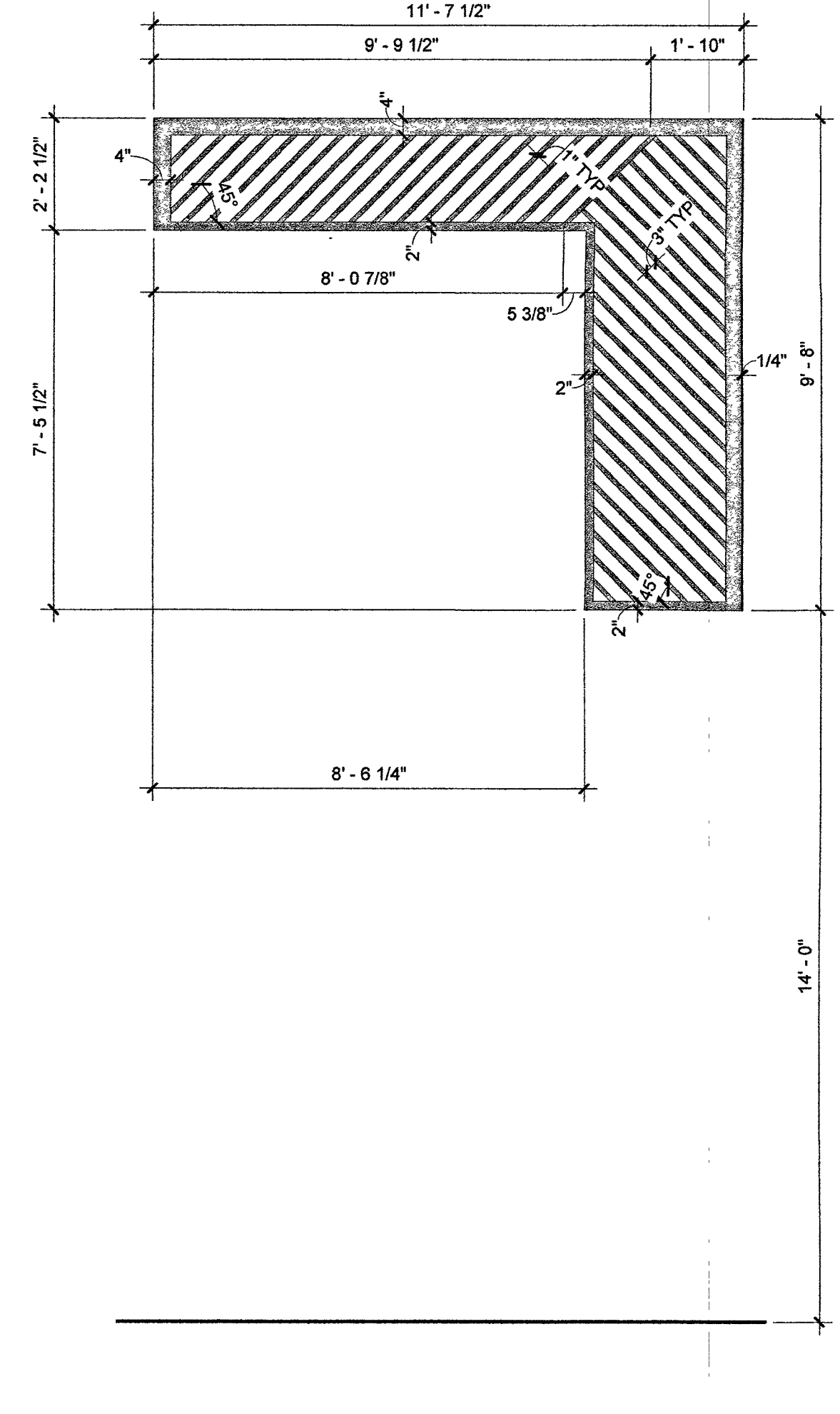
5 ENTRY TOWER METAL PANEL - NORTH
A6.3 3/8" = 1'-0"



6 ENTRY TOWER METAL PANEL - WEST
A6.3 3/8" = 1'-0"

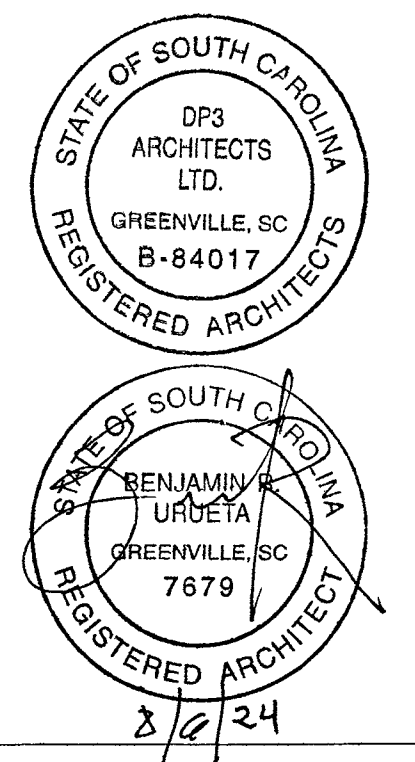


7 ENTRY TOWER METAL PANEL - SOUTH
A6.3 3/8" = 1'-0"



8 ENTRY TOWER METAL PANEL - EAST
A6.3 3/8" = 1'-0"

Seal



DP3
ARCHITECTS

DP3 Architects, Ltd.
15 South Main Street, Suite 400
Greenville, SC 29601
864.232.8200
www.DP3architects.com

Project

MARIACHIS
RESTAURANT
LANCASTER, SC

Project Number 23213
Drawn By ALT
Checked By KMW
Date 05 AUG. 24

Revisions

Drawing

FAÇADE SYSTEM
AND INTERIOR
METAL PANELS

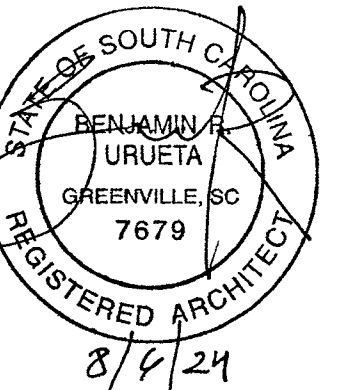

A6.3

Copyright: These Drawings are the property of DP3 Architects, Ltd., and reuse on any other project without written permission will result in legal action

DRAWING NOTES

- 3.13 REINFORCED CONCRETE SLAB ON GRADE. REFER TO STRUCTURAL DRAWINGS
- 3.14 COMPACTED STONE. REFER TO STRUCTURAL DRAWINGS
- 3.15 COMPACTED FILL. REFER TO STRUCTURAL DRAWINGS
- 3.17 CONCRETE FOOTING. REFER TO STRUCTURAL DRAWINGS FOR SIZE, TYPE OF REINFORCEMENT AND DEPTH
- 4.01 MASONRY WALL TIE. REFER TO STRUCTURAL DRAWINGS FOR TYPE
- 4.09 BRICK VENEER. REFER TO WALL TYPE SCHEDULE AND SPECIFICATIONS FOR TYPE, COLOR AND BONDING PATTERN
- 4.36 EXTERIOR WALL TILE.
- 5.01 METAL ROOF DECKING. REFER TO STRUCTURAL DRAWINGS.
- 5.06 K-SERIES BAR JOIST. REFER TO STRUCTURAL DRAWINGS
- 5.15 METAL CHANNEL. REFER TO STRUCTURAL DRAWINGS
- 5.111 DIAGONAL BRACING
- 6.19 SHEATHING. REFER TO STRUCTURAL DRAWINGS.
- 7.06 RIGID INSULATION. REFER TO SPECIFICATIONS FOR MINIMUM R-VALUES.
- 7.07 TAPERED INSULATION DRAIN TO SLOPE. REFER TO SPECIFICATIONS.
- 7.10 BATT INSULATION. REFER TO SPECIFICATIONS.
- 7.18 AIR BARRIER.
- 7.19 VAPOR BARRIER.
- 7.75 ROOF MEMBRANE OVER R-25 OR GREATER RIGID INSULATION 60 MIL TPO FULLY ADHERED MEMBRANE WITH 20 YEAR WARRANTY. COLOR, WHITE. GAF EVERGUARD EXTREME OR EQUAL.
- 8.07 ALUMINUM STOREFRONT SYSTEM. REFER TO WINDOW SCHEDULE AND SPECIFICATIONS
- 9.02 3/8 INCH METAL STUD FRAMING SYSTEM.
- 9.03 6 INCH METAL STUD FRAMING SYSTEM.
- 9.10 5/8 INCH GYPSUM WALL BOARD
- 9.14 5/8" DENSSHIELD GLASS-MAT GYPSUM BACKER BOARD
- 32.25 CONCRETE SIDEWALK. REFER TO CIVIL DRAWINGS.

Seal



DP3
ARCHITECTS

DP3 Architects, Ltd.
15 South Main Street, Suite 400
Greenville, SC 29601
864.232.8200
www.DP3architects.com

Project

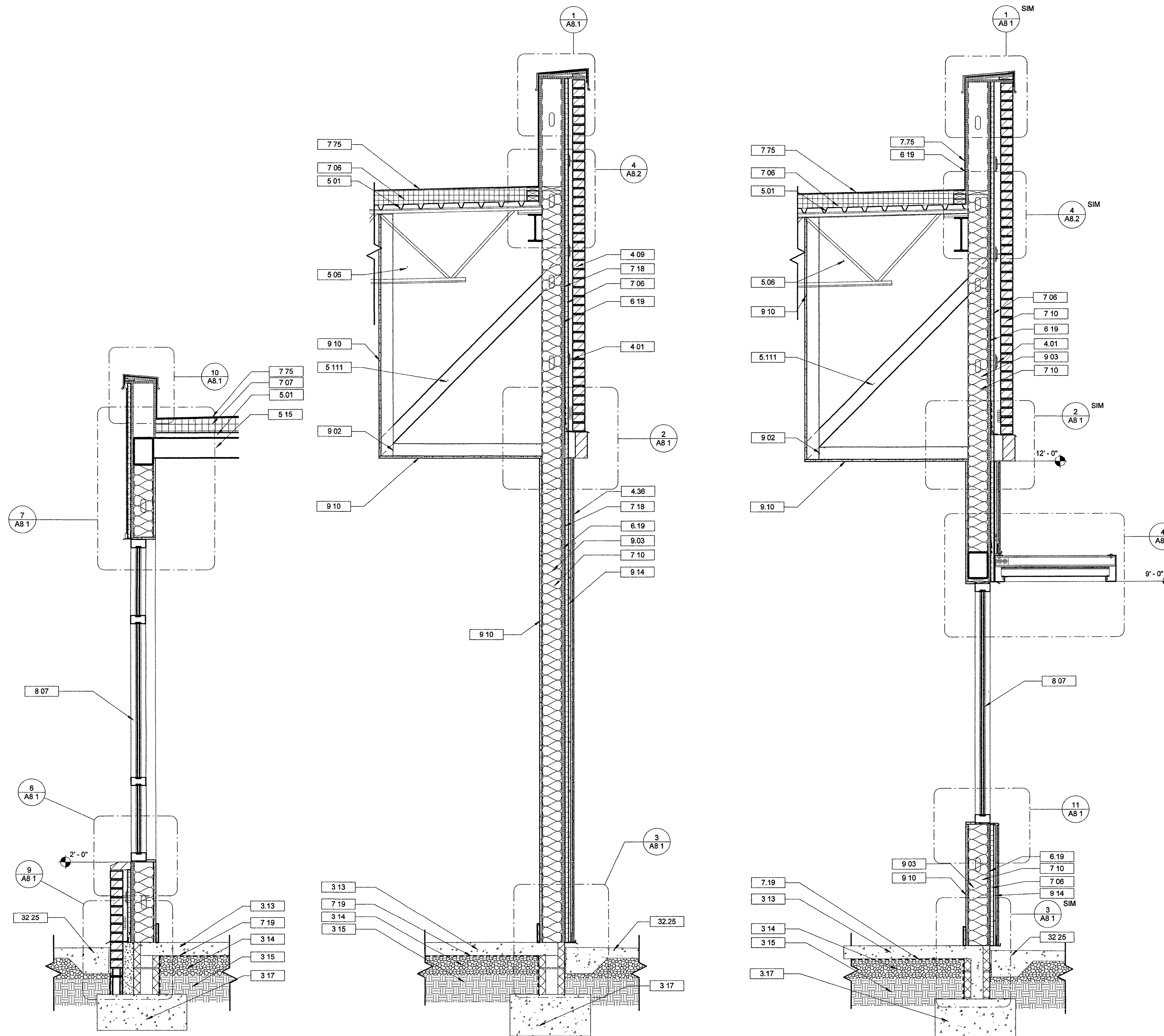
MARIACHIS
RESTAURANT
LANCASTER, SC

Project Number 23213
Drawn By MO
Checked By KMW
Date 05 AUG 24

Revisions

Drawing

WALL SECTIONS



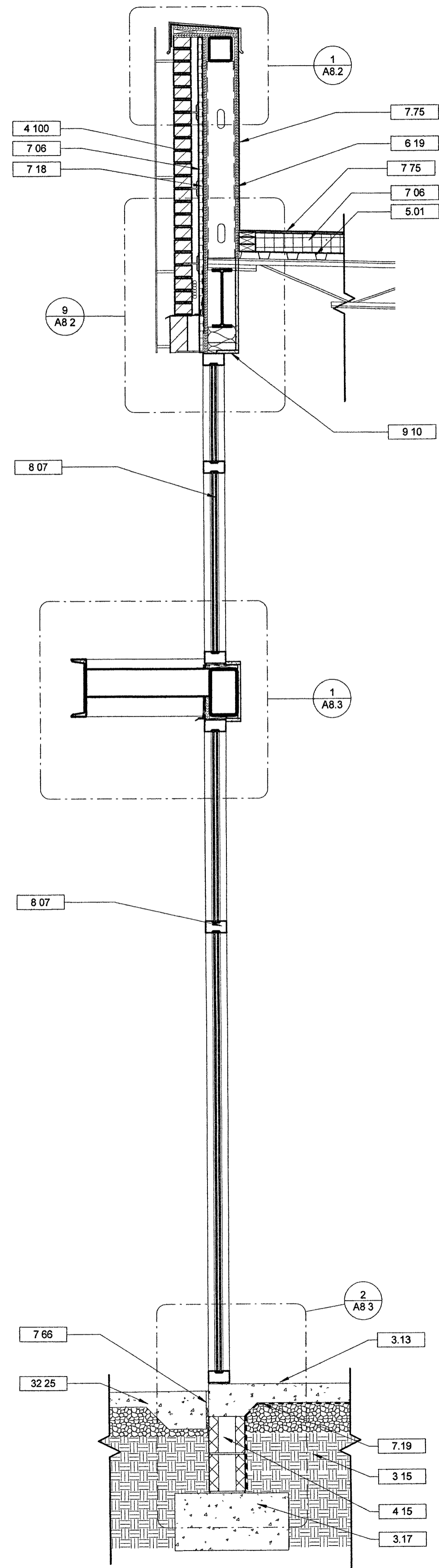
1 WALL SECTION @ FC SIDING STOREFRONT
A7.1 3/4" = 1'-0"

2 WALL SECTION @ EXTERIOR TILE WALL
A7.1 3/4" = 1'-0"

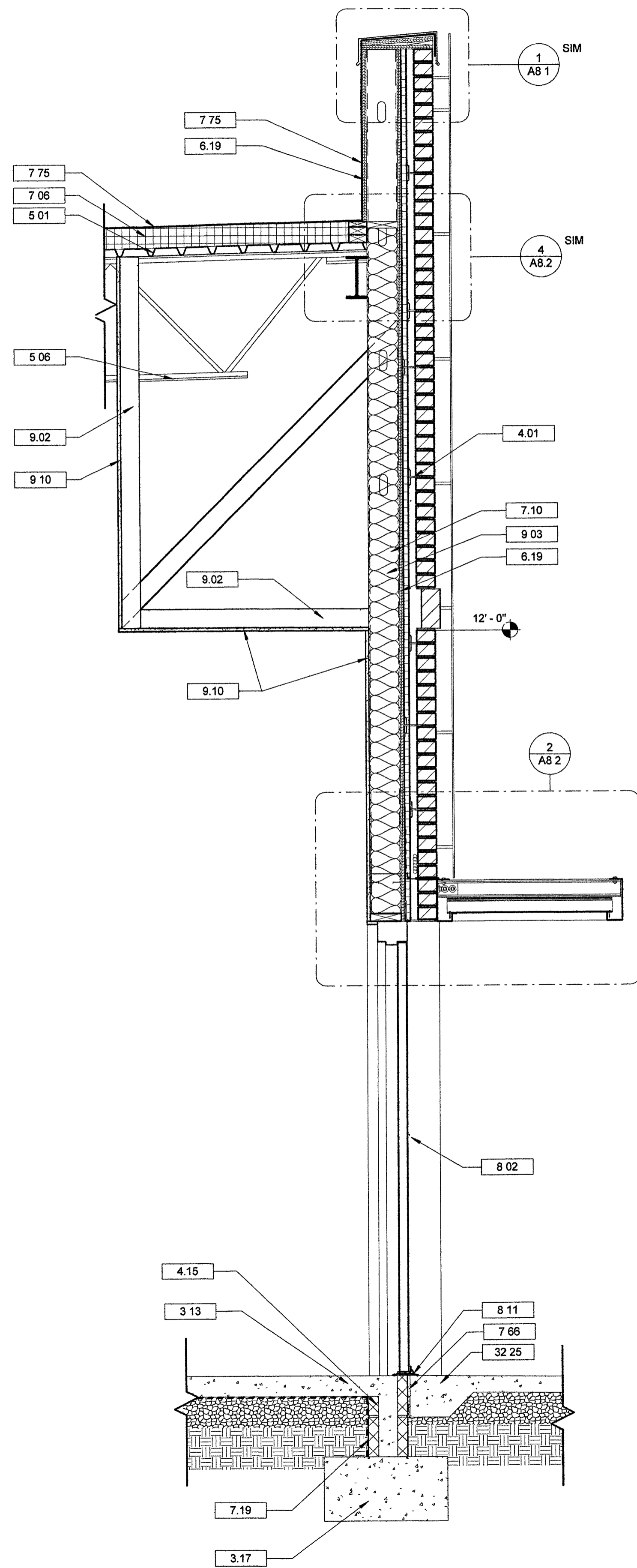
3 WALL SECTION @ EXTERIOR TILE WALL STOREFRONT
A7.1 3/4" = 1'-0"

A7.1

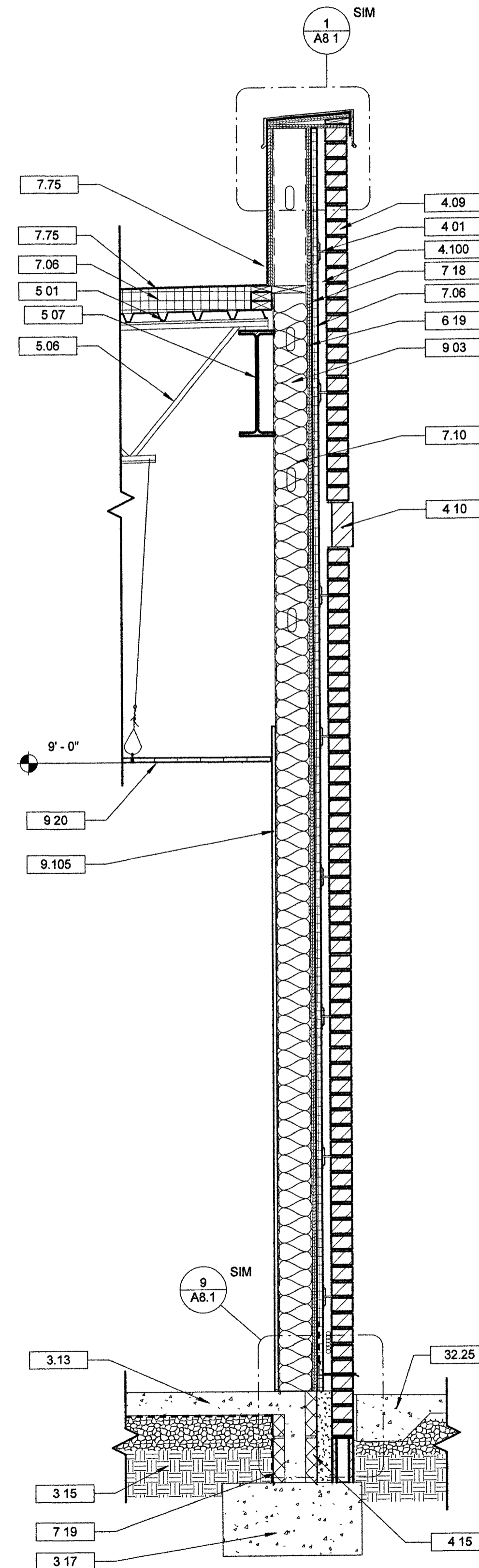
Copyright: These Drawings are the property of DP3 Architects, Ltd., and reuse on any other project without written permission will result in legal action.



1 WALL SECTION @ TOWER EXTERIOR WALL
A7.2 3/4" = 1'-0"



2 WALL SECTION @ SIDE ENTRANCE
A7.2 3/4" = 1'-0"





3 WALL SECTION @ BRICK WALL
A7.2 3/4" = 1'-0"

DRAWING NOTES

- 3.13 REINFORCED CONCRETE SLAB ON GRADE. REFER TO STRUCTURAL DRAWINGS
- 3.15 COMPACTED FILL. REFER TO STRUCTURAL DRAWINGS.
- 3.17 CONCRETE FOOTING REFER TO STRUCTURAL DRAWINGS FOR SIZE, TYPE OF REINFORCEMENT AND DEPTH.
- 4.01 MASONRY WALL TIE. REFER TO STRUCTURAL DRAWINGS FOR TYPE
- 4.09 BRICK VENEER. REFER TO WALL TYPE SCHEDULE AND SPECIFICATIONS FOR TYPE, COLOR AND BONDING PATTERN
- 4.10 BRICK VENEER SOLDIER COURSE. STYLE AND TYPE TO MATCH ADJACENT SURFACE UNLESS NOTED OTHERWISE.
- 4.15 EXTERIOR 8 INCH X 8 INCH X 16 INCH CONCRETE MASONRY UNIT. REFER TO STRUCTURAL DRAWINGS FOR REINFORCEMENT REFER TO WALL TYPE SCHEDULE
- 4.100 1 1/2" AIR SPACE.
- 5.01 METAL ROOF DECKING REFER TO STRUCTURAL DRAWINGS
- 5.06 K-SERIES BAR JOIST. REFER TO STRUCTURAL DRAWINGS.
- 5.07 STRUCTURAL FRAMING. REFER TO STRUCTURAL DRAWINGS
- 6.19 SHEATHING. REFER TO STRUCTURAL DRAWINGS.
- 7.06 RIGID INSULATION. REFER TO SPECIFICATIONS FOR MINIMUM R-VALUES
- 7.10 BATT INSULATION REFER TO SPECIFICATIONS
- 7.18 AIR BARRIER.
- 7.19 VAPOR BARRIER.
- 7.66 EXPANSION MATERIAL.
- 7.75 ROOF MEMBRANE OVER R-25 OR GREATER RIGID INSULATION, 60 MIL TPO FULLY ADHERED MEMBRANE WITH 20 YEAR WARRANTY, COLOR WHITE. GAF EVERGUARD EXTREME OR EQUAL
- 8.02 DOOR. REFER TO DOOR SCHEDULE
- 8.07 ALUMINUM STOREFRONT SYSTEM. REFER TO WINDOW SCHEDULE AND SPECIFICATIONS.
- 8.11 DOOR THRESHOLD SET IN CONTINUOUS SEALANT REFER TO HARDWARE SCHEDULE.
- 9.02 3 5/8 INCH METAL STUD FRAMING SYSTEM.
- 9.03 6 INCH METAL STUD FRAMING SYSTEM
- 9.10 5/8 INCH GYPSUM WALL BOARD.
- 9.20 ACOUSTICAL CEILING TILE. REFER TO FINISH SCHEDULE
- 9.105 FIBER REINFORCED PANELING REFER TO FINISH SCHEDULE.
- 32.25 CONCRETE SIDEWALK REFER TO CIVIL DRAWINGS.

Seal



8/6/24

DP3
ARCHITECTS

DP3 Architects, Ltd
15 South Main Street, Suite 400
Greenville, SC 29601
864.232.9200
www.DP3architects.com

Project

MARIACHIS
RESTAURANT
LANCASTER, SC

Project Number 23213
Drawn By MO
Checked By KMW
Date 05 AUG. 24

Revisions

Drawing

WALL SECTIONS



A7.2

Copyright : These Drawings are the property of DP3 Architects, Ltd., and reuse on any other project without written permission will result in legal action

DRAWING NOTES

- 3 13 REINFORCED CONCRETE SLAB ON GRADE REFER TO STRUCTURAL DRAWINGS.
- 3.17 CONCRETE FOOTING REFER TO STRUCTURAL DRAWINGS FOR SIZE, TYPE OF REINFORCEMENT AND DEPTH.
- 4 01 MASONRY WALL TIE REFER TO STRUCTURAL DRAWINGS FOR TYPE.
- 4 09 BRICK VENEER REFER TO WALL TYPE SCHEDULE AND SPECIFICATIONS FOR TYPE, COLOR AND BONDING PATTERN.
- 4 15 EXTERIOR 8 INCH X 8 INCH X 16 INCH CONCRETE MASONRY UNIT. REFER TO STRUCTURAL DRAWINGS FOR REINFORCEMENT. REFER TO WALL TYPE SCHEDULE.
- 4 100 1 1/2" AIR SPACE
- 5 01 METAL ROOF DECKING REFER TO STRUCTURAL DRAWINGS.
- 5 06 K-SERIES BAR JOIST. REFER TO STRUCTURAL DRAWINGS.
- 5 07 STRUCTURAL FRAMING REFER TO STRUCTURAL DRAWINGS
- 5 105 CUSTOM ALUMINUM SCREEN SYSTEM REFER TO A6 2 FOR DETAILS
- 6 19 SHEATHING REFER TO STRUCTURAL DRAWINGS
- 6.31 1X6 WOOD TRIM. STAIN
- 7.06 RIGID INSULATION. REFER TO SPECIFICATIONS FOR MINIMUM R-VALUES
- 7 10 BATT INSULATION. REFER TO SPECIFICATIONS.
- 7 18 AIR BARRIER.
- 7 75 ROOF MEMBRANE OVER R-25 OR GREATER RIGID INSULATION 60 MIL TPO FULLY ADHERED MEMBRANE WITH 20 YEAR WARRANTY COLOR WHITE GAF EVERGUARD EXTREME OR EQUAL
- 9 02 3 5/8 INCH METAL STUD FRAMING SYSTEM
- 9 03 6 INCH METAL STUD FRAMING SYSTEM.
- 9 04 9 INCH METAL STUD FRAMING SYSTEM REFER TO STRUCTURAL DRAWINGS
- 9 10 5/8 INCH GYPSUM WALL BOARD
- 9 20 ACOUSTICAL CEILING TILE REFER TO FINISH SCHEDULE
- 9 105 FIBER REINFORCED PANELING REFER TO FINISH SCHEDULE.
- 10 26 METAL ROOF LADDER
- 60 01 BASE AS SCHEDULED

Seal



DP3
ARCHITECTS

DP3 Architects, Ltd.
15 South Main Street, Suite 400
Greenville, SC 29601
864 232 8200
www.DP3architects.com

Project

MARIACHIS
RESTAURANT
LANCASTER, SC

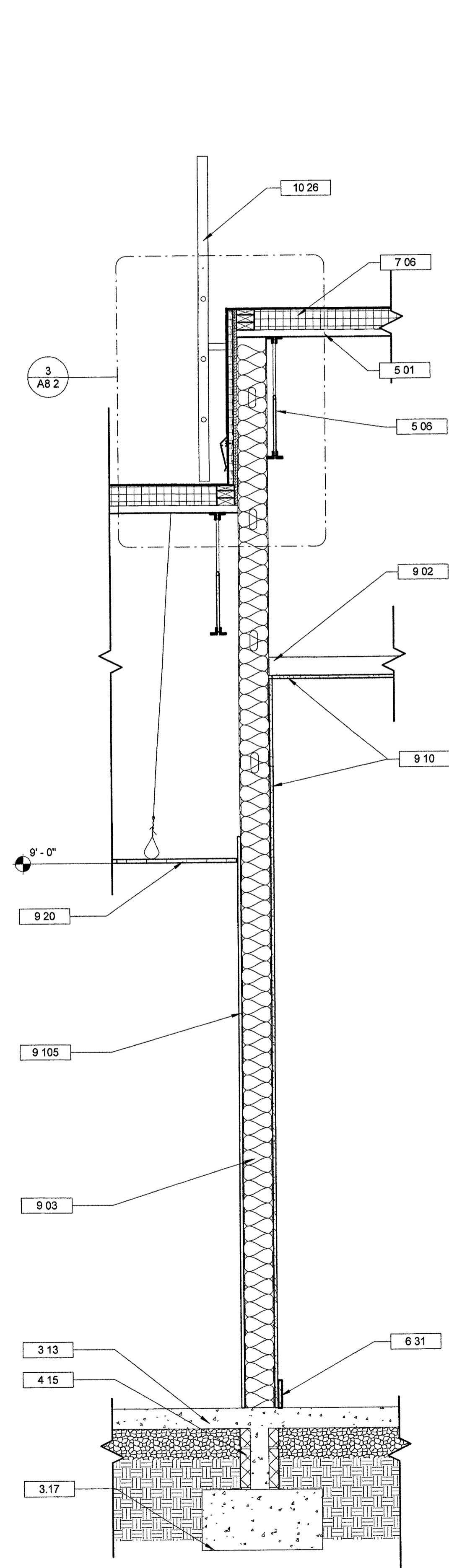
Project Number 23213
Drawn By MO
Checked By KMW
Date 05 AUG. 24

Revisions

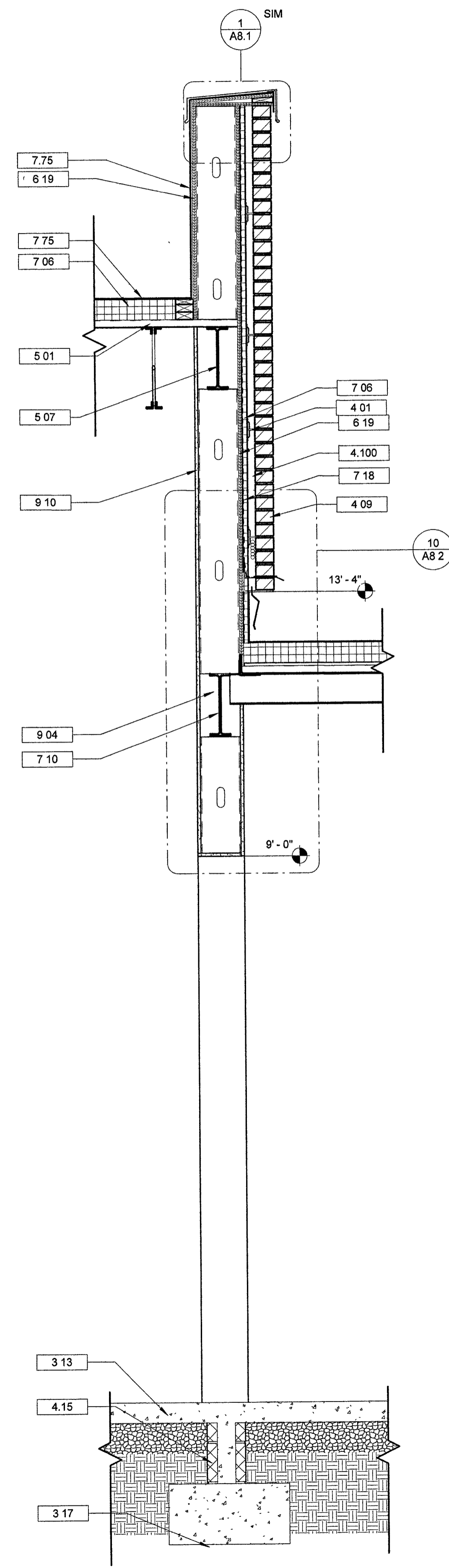
Drawing

WALL SECTIONS

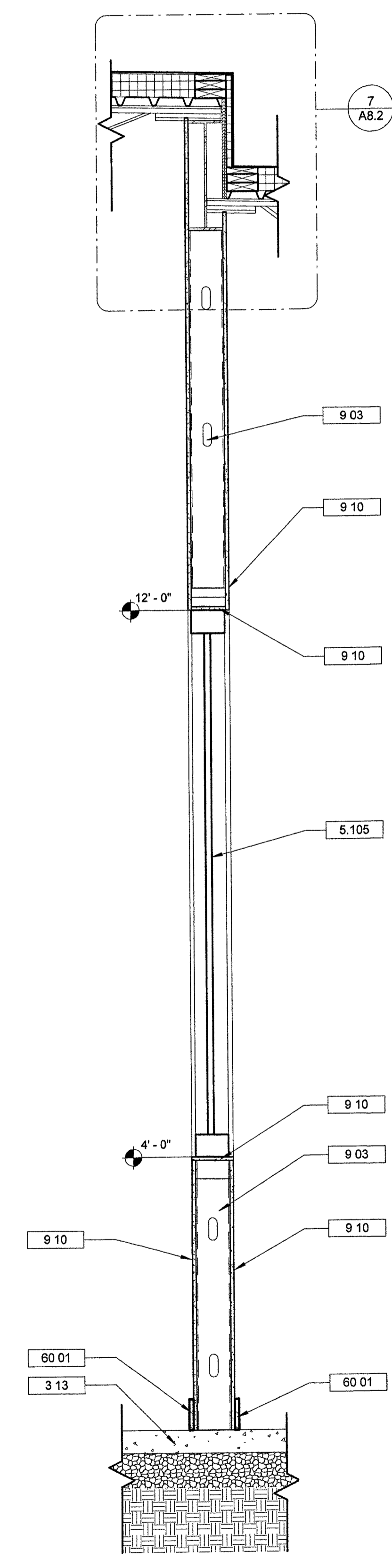
A7.3



1 WALL SECTION @ ROOF CHANGE
A7.3 3/4" = 1'-0"

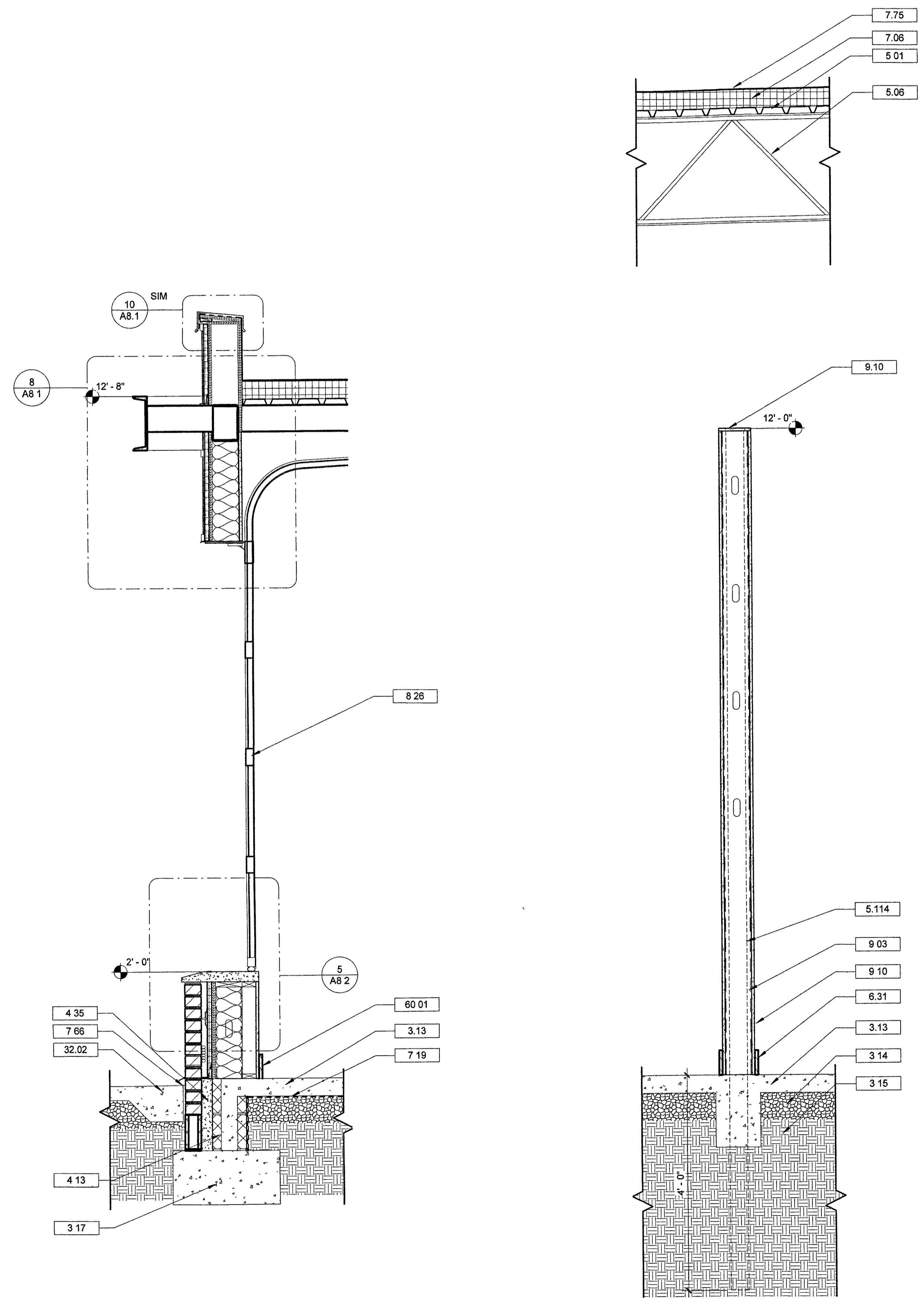


2 WALL SECTION @ LOWER ROOF
A7.3 3/4" = 1'-0"



3 WALL SECTION @ INTERIOR TOWER WALL
A7.3 3/4" = 1'-0"

Copyright: These Drawings are the property of DP3 Architects, Ltd., and reuse on any other project without written permission will result in legal action.



1 WALL SECTION @ GARAGE DOOR
A7.4 3/4" = 1'-0"


2 WALL SECTION @ INTERIOR 12' WALL
A7.4 3/4" = 1'-0"

3 WALL SECTION @ TOWER ENTRANCE
A7.4 3/4" = 1'-0"

DRAWING NOTES

- 3.13 REINFORCED CONCRETE SLAB ON GRADE REFER TO STRUCTURAL DRAWINGS
- 3.14 COMPACTED STONE REFER TO STRUCTURAL DRAWINGS
- 3.15 COMPACTED FILL REFER TO STRUCTURAL DRAWINGS
- 3.17 CONCRETE FOOTING REFER TO STRUCTURAL DRAWINGS FOR SIZE, TYPE OF REINFORCEMENT AND DEPTH.
- 4.01 MASONRY WALL TIE REFER TO STRUCTURAL DRAWINGS FOR TYPE
- 4.09 BRICK VENEER REFER TO WALL TYPE SCHEDULE AND SPECIFICATIONS FOR TYPE, COLOR AND BONDING PATTERN
- 4.13 EXTERIOR INSULATING 8 INCH X 8 INCH X 16 INCH CONCRETE MASONRY UNIT REFER TO STRUCTURAL DRAWINGS FOR REINFORCEMENT REFER TO WALL TYPE SCHEDULE
- 4.15 EXTERIOR 8 INCH X 8 INCH X 16 INCH CONCRETE MASONRY UNIT REFER TO STRUCTURAL DRAWINGS FOR REINFORCEMENT REFER TO WALL TYPE SCHEDULE
- 4.35 GROUT CAVITY CELLS OF MASONRY UNITS SOLID REFER TO STRUCTURAL DRAWINGS
- 4.100 1 1/2" AIR SPACE
- 5.01 METAL ROOF DECKING REFER TO STRUCTURAL DRAWINGS.
- 5.06 K-SERIES BAR JOIST. REFER TO STRUCTURAL DRAWINGS.
- 5.114 HSS 2 x 2 TUBE STEEL POST AS NOTED ON PLAN EMBED IN CONCRETE 1'-0" BELOW FINISH SLAB
- 6.19 SHEATHING REFER TO STRUCTURAL DRAWINGS.
- 6.31 1X6 WOOD TRIM STAIN
- 7.06 RIGID INSULATION REFER TO SPECIFICATIONS FOR MINIMUM R-VALUES
- 7.18 AIR BARRIER
- 7.19 VAPOR BARRIER.
- 7.66 EXPANSION MATERIAL.
- 7.75 ROOF MEMBRANE OVER R-25 OR GREATER RIGID INSULATION 60 MIL TPO FULLY ADHERED MEMBRANE WITH 20 YEAR WARRANTY. COLOR, WHITE. GAF EVERGUARD EXTREME OR EQUAL
- 8.07 ALUMINUM STOREFRONT SYSTEM REFER TO WINDOW SCHEDULE AND SPECIFICATIONS
- 8.26 GARAGE DOOR WITH WEATHER SEAL. REFER TO DOOR SCHEDULE
- 9.03 6 INCH METAL STUD FRAMING SYSTEM
- 9.10 5/8 INCH GYPSUM WALL BOARD.
- 32.02 CONCRETE PAVING. REFER TO CIVIL DRAWINGS
- 32.25 CONCRETE SIDEWALK REFER TO CIVIL DRAWINGS
- 60.01 BASE AS SCHEDULED

Seal



DP3
ARCHITECTS

DP3 Architects, Ltd.
15 South Main Street, Suite 400
Greenville, SC 29601
864.232.8200
www.DP3architects.com

Project

MARIACHIS
RESTAURANT
LANCASTER, SC

Project Number 23213
Drawn By MO
Checked By KMW
Date 05 AUG. 24

Revisions

Drawing

WALL SECTIONS

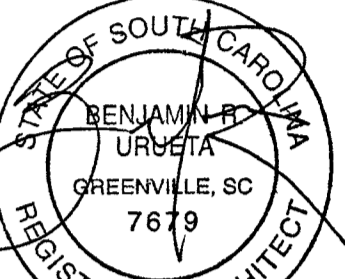
A7.4

Copyright - These Drawings are the property of DP3 Architects, Ltd., and reuse on any other project without written permission will result in legal action.

DRAWING NOTES

- 3 13 REINFORCED CONCRETE SLAB ON GRADE. REFER TO STRUCTURAL DRAWINGS
- 4 01 MASONRY WALL TIE REFER TO STRUCTURAL DRAWINGS FOR TYPE
- 4 04 MASONRY WEEP AND VENTING ACCESSORY AT 16 INCHES ON CENTER. REFER TO SPECIFICATIONS
- 4 09 BRICK VENEER. REFER TO WALL TYPE SCHEDULE AND SPECIFICATIONS FOR TYPE, COLOR AND BONDING PATTERN
- 4 15 EXTERIOR 8 INCH X 8 INCH X 16 INCH CONCRETE MASONRY UNIT. REFER TO STRUCTURAL DRAWINGS FOR REINFORCEMENT REFER TO WALL TYPE SCHEDULE
- 4 29 CAST STONE SILL
- 4 34 MASONRY GROUT REFER TO STRUCTURAL DRAWINGS
- 4 36 EXTERIOR WALL TILE
- 4 100 1 1/2" AIR SPACE
- 5 01 METAL ROOF DECKING REFER TO STRUCTURAL DRAWINGS
- 5 11 METAL STRUCTURAL BEAM REFER TO STRUCTURAL DRAWINGS
- 5 12 METAL HOIST BEAM REFER TO STRUCTURAL DRAWINGS
- 5 15 METAL CHANNEL. REFER TO STRUCTURAL DRAWINGS
- 5 34 METAL ANGLE. REFER TO STRUCTURAL DRAWINGS
- 5 47 METAL FLASHING
- 5 48 C-CHANNEL. REFER TO STRUCTURAL
- 5 103 PREFINISHED ALUMINUM CANOPY SYSTEM WITH INTEGRATED GUTTER BASIS OF DESIGN AWNEX COLORADO CANOPY SYSTEM, FLAT SOFFIT, 8" SMOOTH FASCIA, RECESSED DOWN-LIGHTNING PRE-INSTALLED
- 5 109 2" X 2" TUBE STEEL
- 6 01 WOOD BLOCKING AS REQUIRED
- 6 02 PRESSURE TREATED BLOCKING AS REQUIRED
- 6 04 2 x 4 WOOD FRAMING AT 16 INCHES ON CENTER. UNLESS NOTED OTHERWISE
- 6 05 2 x 8 WOOD FRAMING AT 16 INCHES ON CENTER UNLESS NOTED OTHERWISE
- 6 19 SHEATHING REFER TO STRUCTURAL DRAWINGS
- 6 31 1X6 WOOD TRIM STAIN.
- 7 06 RIGID INSULATION REFER TO SPECIFICATIONS FOR MINIMUM R-VALUES.
- 7 10 BATT INSULATION REFER TO SPECIFICATIONS
- 7 18 AIR BARRIER
- 7 28 CEMENTITIOUS SIDING. PAINT REFER TO SPECIFICATIONS
- 7 33 CEMENTITIOUS TRIM 1 1/2 INCH PAINT REFER TO SPECIFICATIONS
- 7 40 PREFINISHED METAL COPING WITH CONTINUOUS CLEAT
- 7 43 METAL FLASHING
- 7 44 THROUGH-WALL FLASHING.
- 7 45 FLASHING
- 7 63 CONTINUOUS BACKER ROD WITH SEALANT.
- 7 64 SEALANT CONTINUOUS REFER TO SPECIFICATIONS
- 7 66 EXPANSION MATERIAL
- 7 75 ROOF MEMBRANE OVER R-25 OR GREATER RIGID INSULATION 60 MIL TPO FULLY ADHERED MEMBRANE WITH 20 YEAR WARRANTY. COLOR WHITE GAF EVERGUARD EXTREME OR EQUAL
- 7 76 VINYL WEATHER SEAL
- 8 07 ALUMINUM STOREFRONT SYSTEM REFER TO WINDOW SCHEDULE AND SPECIFICATIONS
- 8 26 GARAGE DOOR WITH WEATHER SEAL REFER TO DOOR SCHEDULE
- 9 02 3 5/8 INCH METAL STUD FRAMING SYSTEM
- 9 03 6 INCH METAL STUD FRAMING SYSTEM
- 9 10 5/8 INCH GYPSUM WALL BOARD
- 9 14 5/8" DENSSHIELD GLASS-MAT GYPSUM BACKER BOARD
- 9 101 L-SHAPED ALUMINUM TILE EDGE TRIM. SCHLUTER SYSTEMS OR EQUAL
- 9 105 FIBER REINFORCED PANELING REFER TO FINISH SCHEDULE.
- 9 110 SCHLUTER QUADREC TRANSITION STRIP INSTALL AS PER MANUFACTURER'S SPECIFICATIONS
- 32 25 CONCRETE SIDEWALK REFER TO CIVIL DRAWINGS

Seal



8/24

DP3
ARCHITECTS

DP3 Architects, Ltd
15 South Main Street, Suite 400
Greenville, SC 29601
864.232.8200
www.DP3architects.com

Project

MARIACHIS
RESTAURANT
LANCASTER, SC

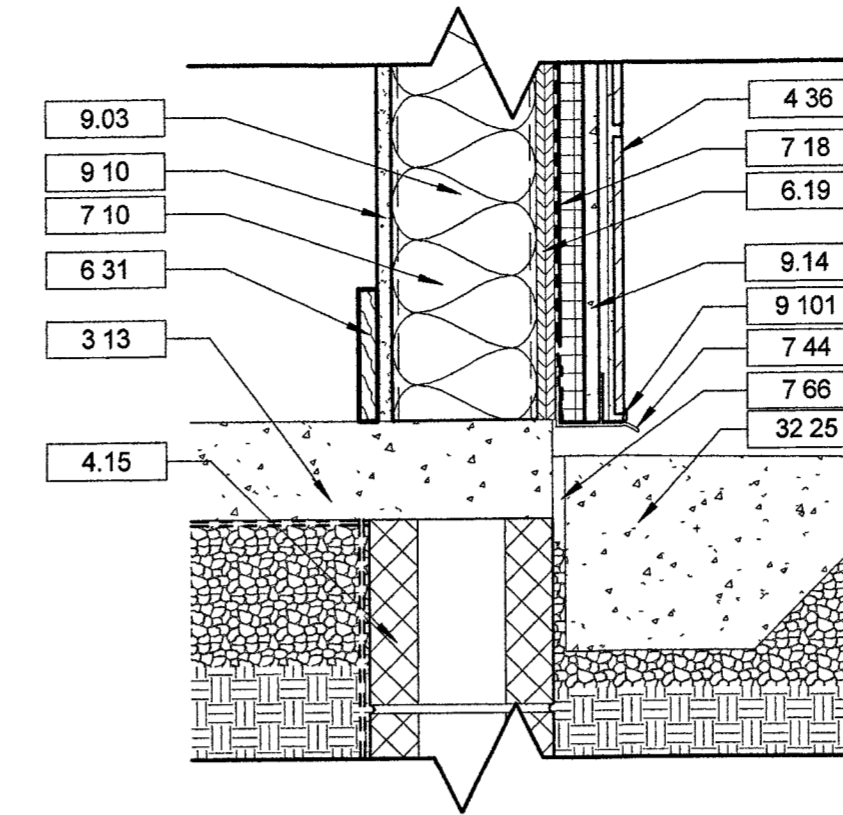
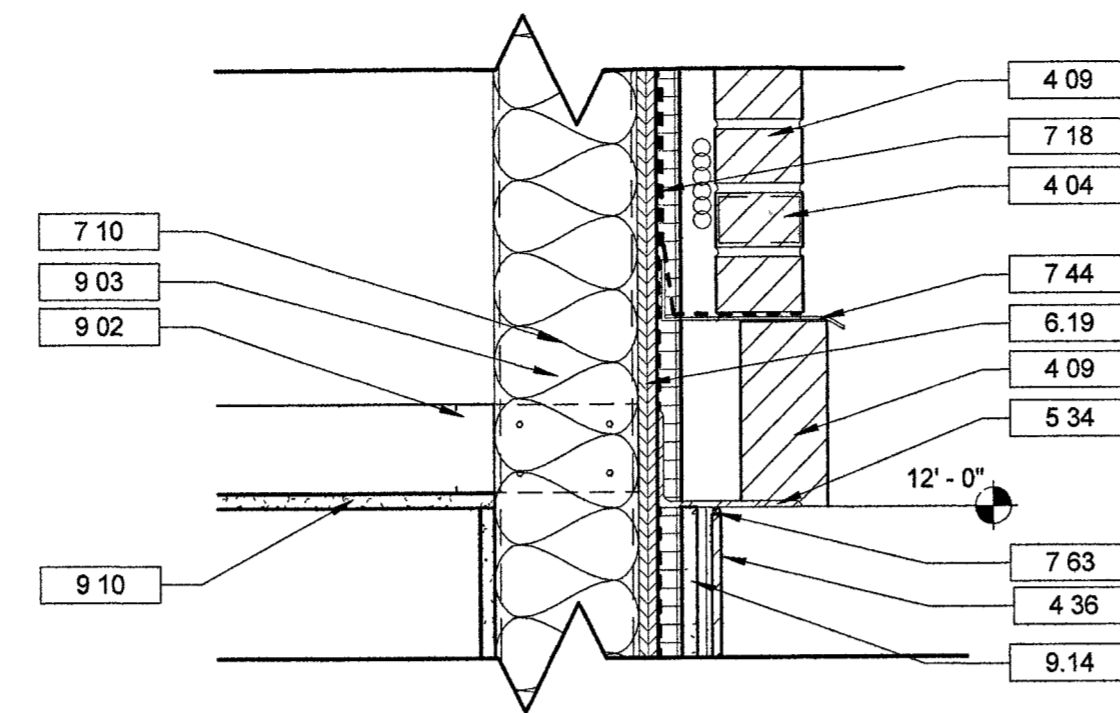
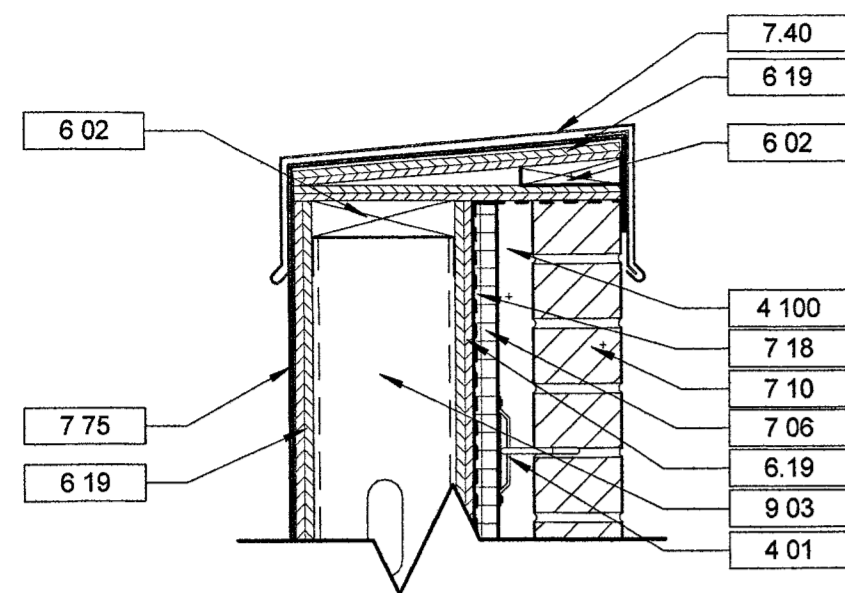
Project Number 23213
Drawn By MO
Checked By KMW
Date 05 AUG. 24

Revisions

Drawing

DETAILS

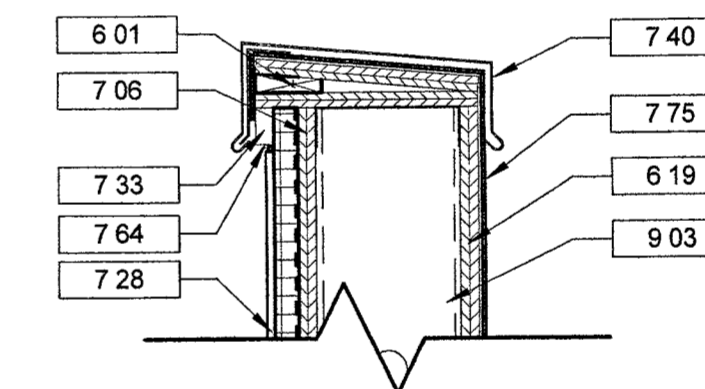
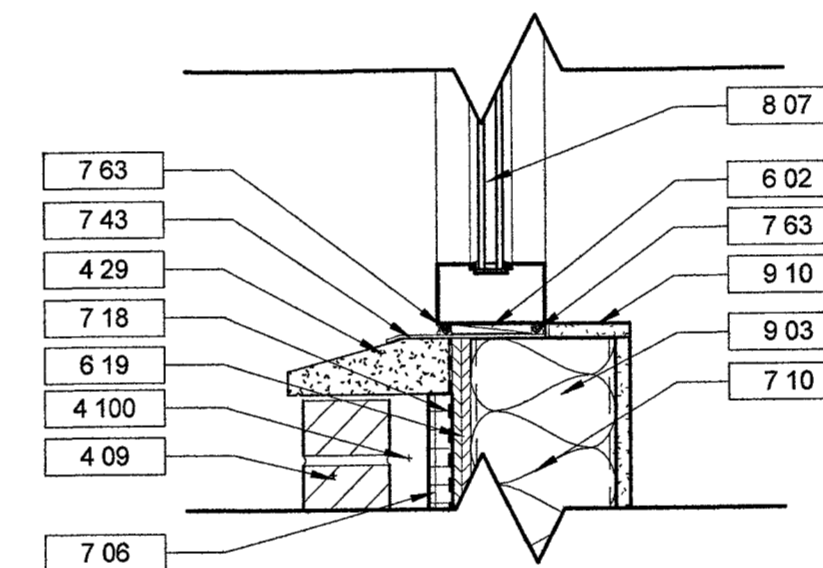
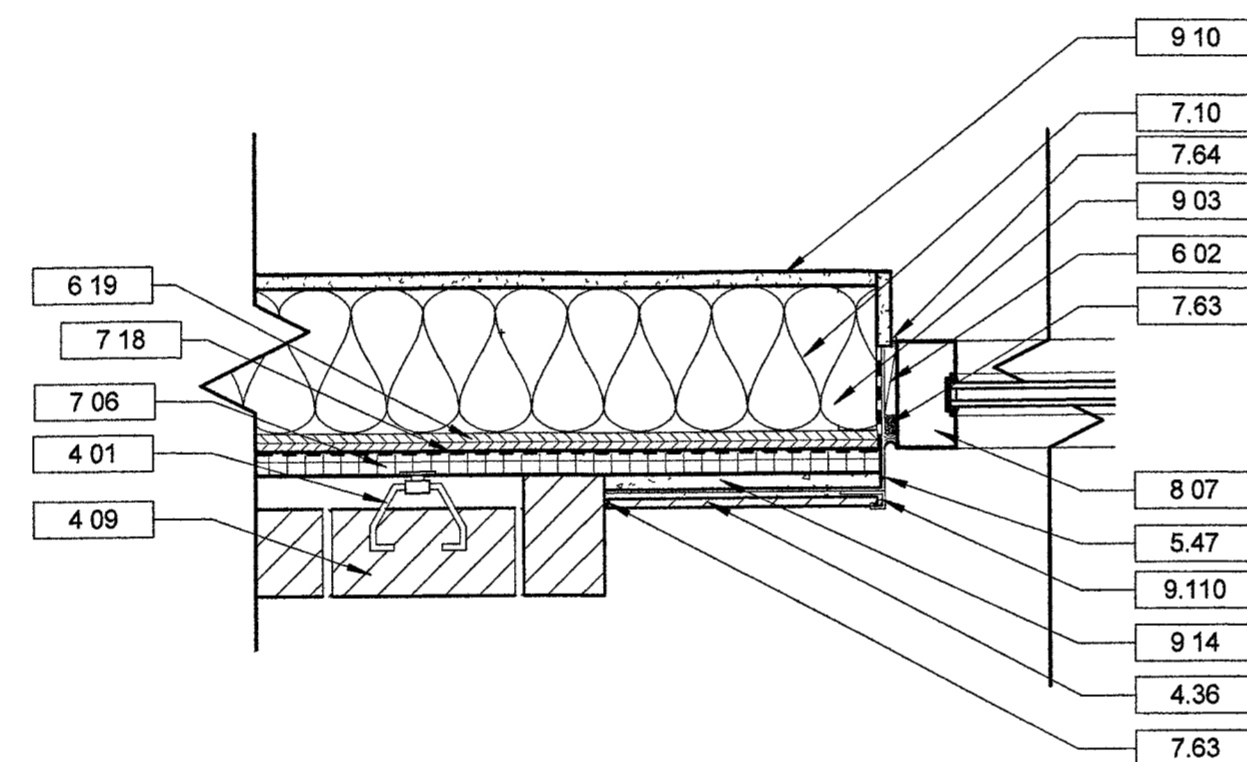
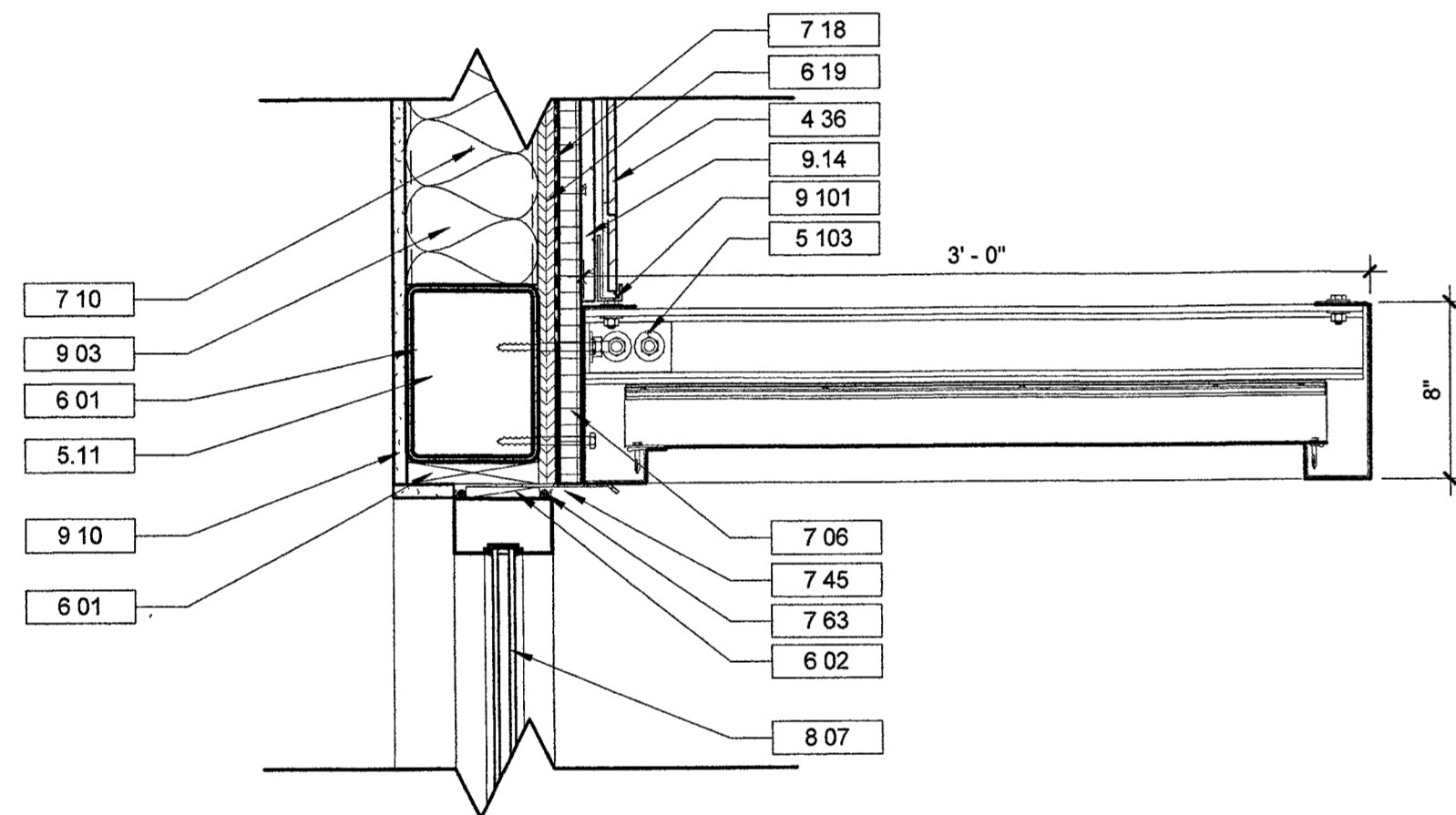
A8.1



1 SECTION @ TYPICAL PARAPET
A8.1 1 1/2" = 1'-0"

2 SECTION @ BRICK TO EXT. TILE
A8.1 1 1/2" = 1'-0"

3 SECTION @ EXT. TILE BASE
A8.1 1 1/2" = 1'-0"

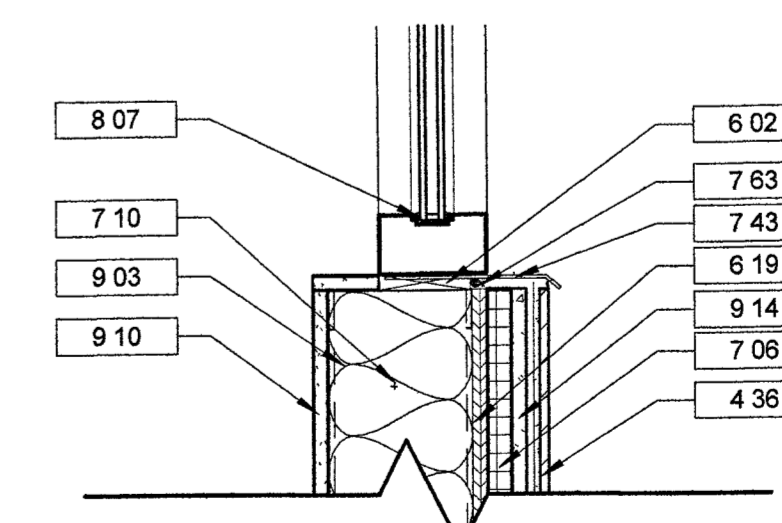
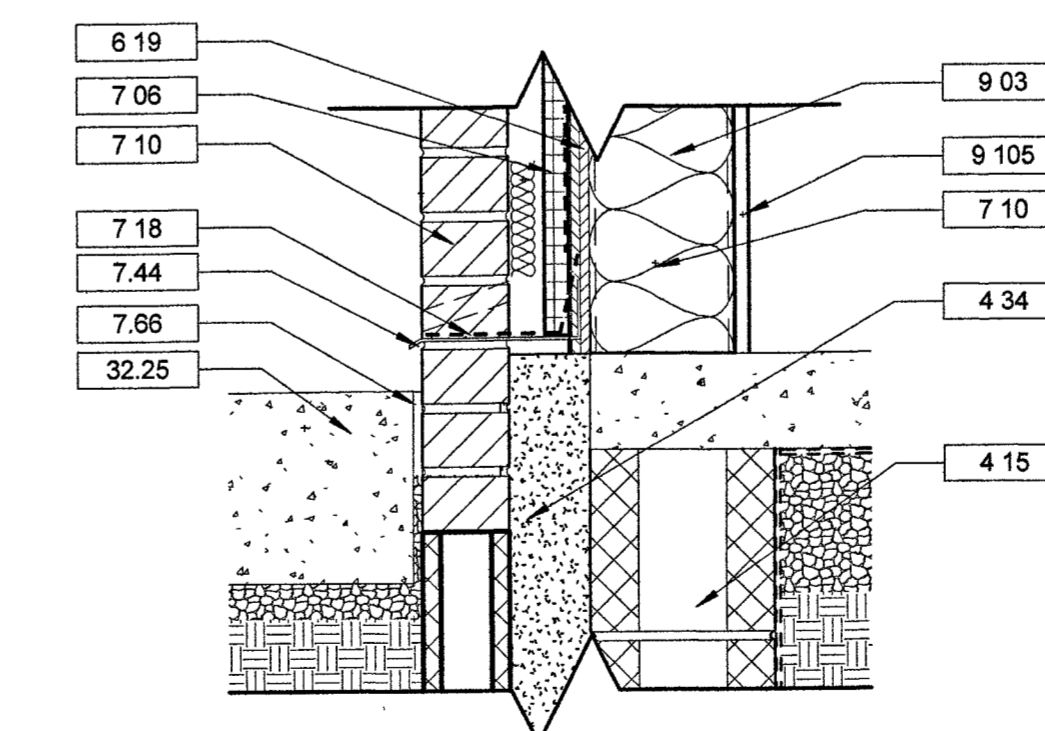
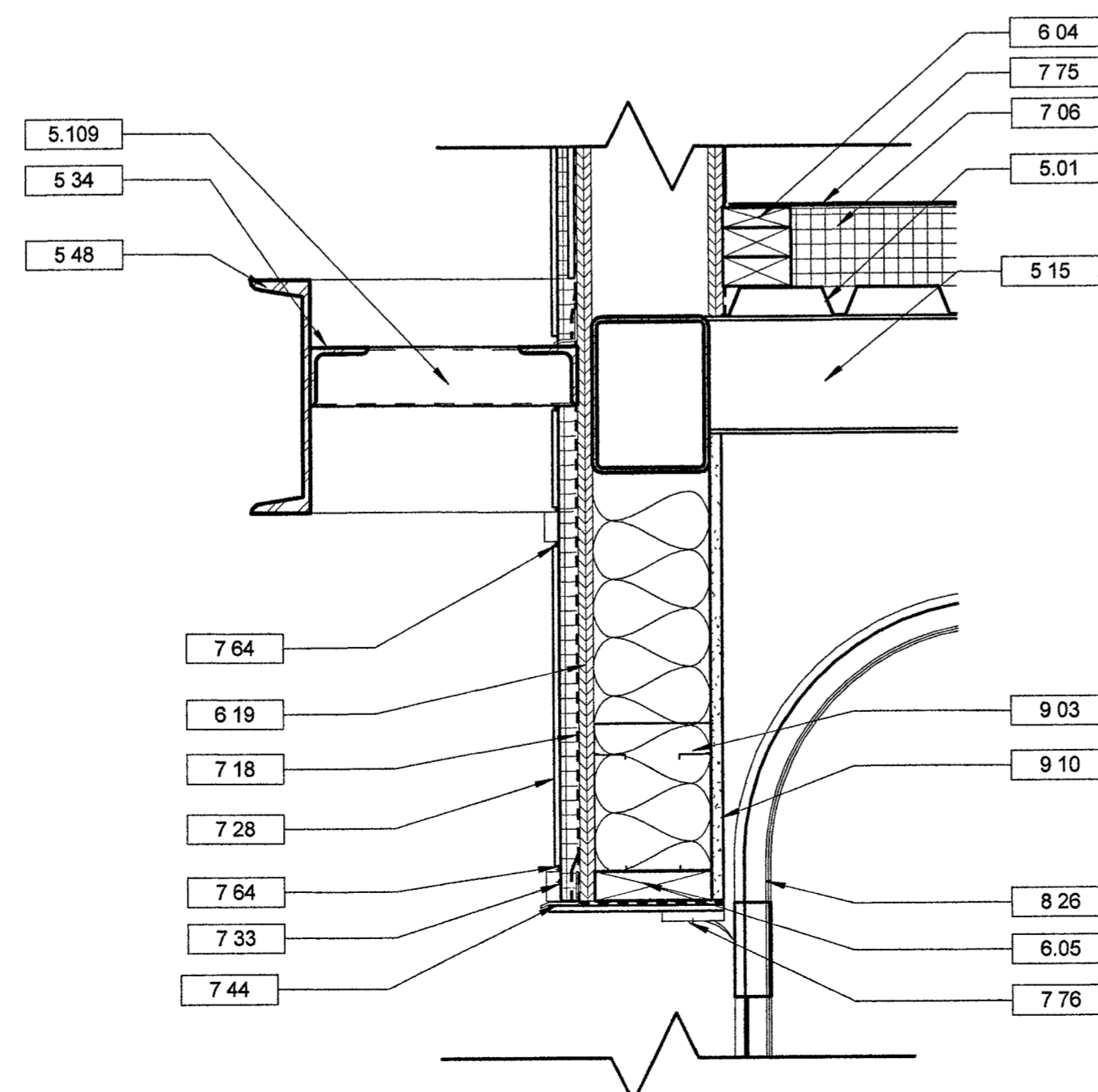
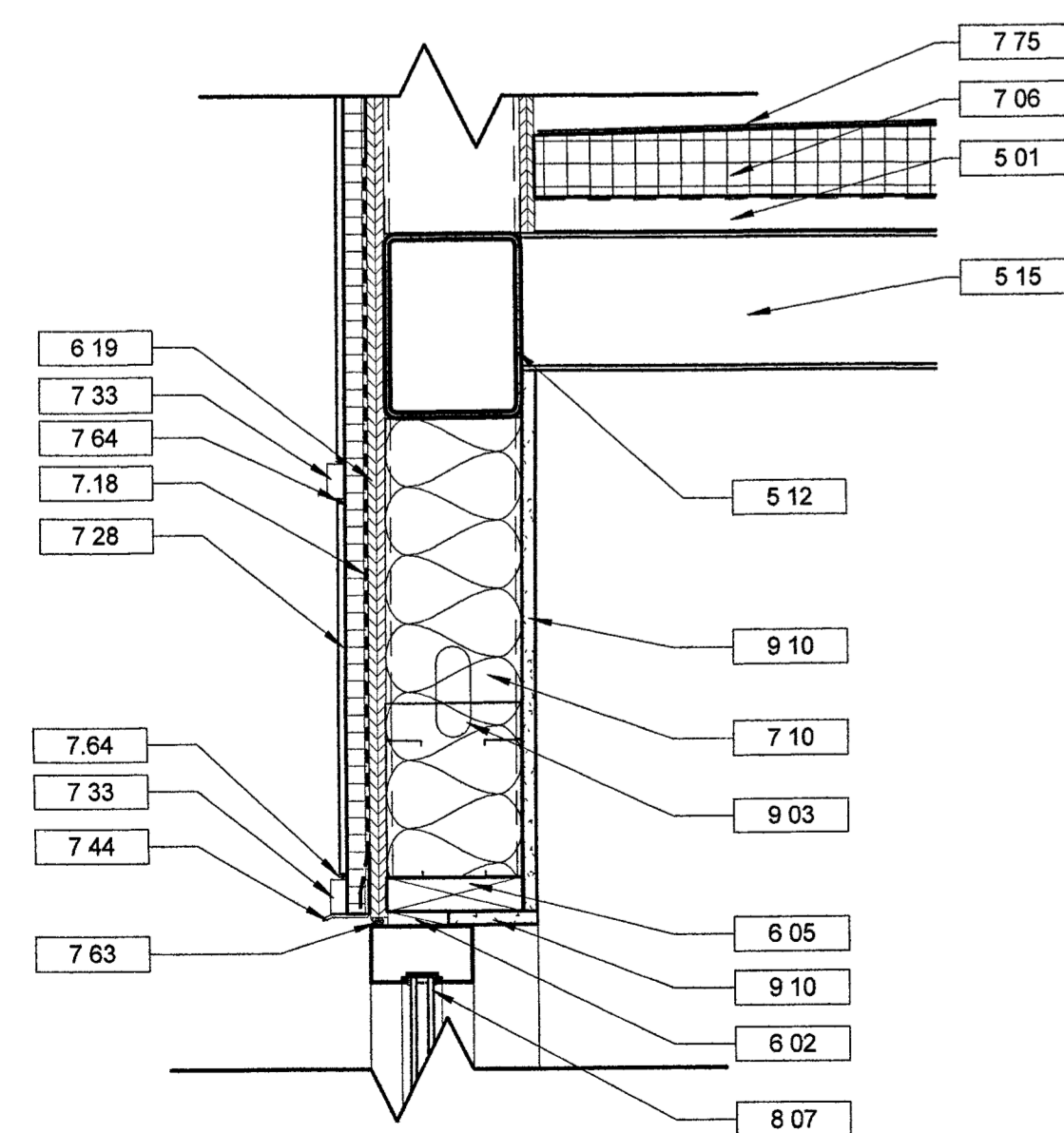


4 SECTION @ TYPICAL CANOPY
A8.1 1 1/2" = 1'-0"

5 PLAN DETAIL @ BRICK TO TILE AND TILE TO STOREFRONT
A8.1 1 1/2" = 1'-0"

6 SECTION @ BRICK TO STOREFRONT SILL
A8.1 1 1/2" = 1'-0"

10 SECTION @ LOWER PARAPET
A8.1 1 1/2" = 1'-0"



7 SECTION @ PATIO CANOPY
A8.1 1 1/2" = 1'-0"

8 SECTION DETAIL - AWNING TO WALL
A8.1 1 1/2" = 1'-0"

9 SECTION @ BRICK FOUNDATION
A8.1 1 1/2" = 1'-0"


11 SECTION @ TILE TO STOREFRONT SILL
A8.1 1 1/2" = 1'-0"

Copyright - These Drawings are the property of DP3 Architects, Ltd., and reuse on any other project without written permission will result in legal action.

DRAWING NOTES

- 4.01 MASONRY WALL TIE REFER TO STRUCTURAL DRAWINGS FOR TYPE
- 4.04 MASONRY WEEP AND VENTING ACCESSORY AT 16 INCHES ON CENTER REFER TO SPECIFICATIONS
- 4.09 BRICK VENEER REFER TO WALL TYPE SCHEDULE AND SPECIFICATIONS FOR TYPE, COLOR AND BONDING PATTERN.
- 4.29 CAST STONE SILL
- 4.100 1 1/2" AIR SPACE
- 4.101 THIN BRICK VENEER OVER METAL TRACK REFER TO FINISH SCHEDULE AND SPECIFICATIONS.
- 5.01 METAL ROOF DECKING REFER TO STRUCTURAL DRAWINGS
- 5.06 K-SERIES BAR JOIST REFER TO STRUCTURAL DRAWINGS
- 5.07 STRUCTURAL FRAMING REFER TO STRUCTURAL DRAWINGS
- 5.12 METAL HOIST BEAM REFER TO STRUCTURAL DRAWINGS
- 5.14 METAL BOX HEADER REFER TO STRUCTURAL DRAWINGS.
- 5.34 METAL ANGLE REFER TO STRUCTURAL DRAWINGS
- 5.103 PREFINISHED ALUMINUM CANOPY SYSTEM WITH INTEGRATED GUTTER BASIS OF DESIGN. ANNEX COLORADO CANOPY SYSTEM, FLAT SOFFIT, 8" SMOOTH FASCIA, RECESSED DOWN-LIGHTNING PRE-INSTALLED.
- 5.105 CUSTOM ALUMINUM SCREEN SYSTEM REFER TO A6.2 FOR DETAILS
- 6.02 PRESSURE TREATED BLOCKING AS REQUIRED.
- 6.04 2 x 4 WOOD FRAMING AT 16 INCHES ON CENTER UNLESS NOTED OTHERWISE
- 6.05 2 x 6 WOOD FRAMING AT 16 INCHES ON CENTER UNLESS NOTED OTHERWISE.
- 6.09 1 x 2 INCH PRESSURE TREATED FURRING STRIPS AT 16 INCHES ON CENTER
- 6.19 SHEATHING REFER TO STRUCTURAL DRAWINGS.
- 7.06 RIGID INSULATION REFER TO SPECIFICATIONS FOR MINIMUM R-VALUES.
- 7.10 BATT INSULATION REFER TO SPECIFICATIONS
- 7.18 AIR BARRIER
- 7.28 CEMENTITIOUS SIDING PAINT REFER TO SPECIFICATIONS.
- 7.31 CEMENTITIOUS TRIM 1/2 INCH PAINT REFER TO SPECIFICATIONS
- 7.33 CEMENTITIOUS TRIM 1/2 INCH PAINT. REFER TO SPECIFICATIONS
- 7.38 SINGLE PLY ROOFING MEMBRANE REFER TO SPECIFICATIONS
- 7.40 PREFINISHED METAL COPING WITH CONTINUOUS CLEAR
- 7.42 METAL COUNTERFLASHING OVER TERMINATION BAR
- 7.44 THROUGH-WALL FLASHING
- 7.52 METAL TERMINATION BAR
- 7.63 CONTINUOUS BACKER ROD WITH SEALANT
- 7.64 SEALANT CONTINUOUS REFER TO SPECIFICATIONS
- 7.75 ROOF MEMBRANE OVER R-25 OR GREATER RIGID INSULATION 60 MIL TPO FULLY ADHERED MEMBRANE WITH 20 YEAR WARRANTY. COLOR WHITE. GAF EVERGUARD EXTREME OR EQUAL.
- 8.01 HOLLOW METAL DOOR FRAME (WELDED), PAINT
- 8.07 ALUMINUM STOREFRONT SYSTEM REFER TO WINDOW SCHEDULE AND SPECIFICATIONS
- 8.26 GARAGE DOOR WITH WEATHER SEAL REFER TO DOOR SCHEDULE
- 9.03 6 INCH METAL STUD FRAMING SYSTEM.
- 9.04 8 INCH METAL STUD FRAMING SYSTEM REFER TO STRUCTURAL DRAWINGS.
- 9.10 5/8 INCH GYPSUM WALL BOARD
- 10.26 METAL ROOF LADDER

Seal



DP3
ARCHITECTS

DP3 Architects, Ltd.
15 South Main Street, Suite 400
Greenville, SC 29601
864.232.8200
www.DP3architects.com

Project

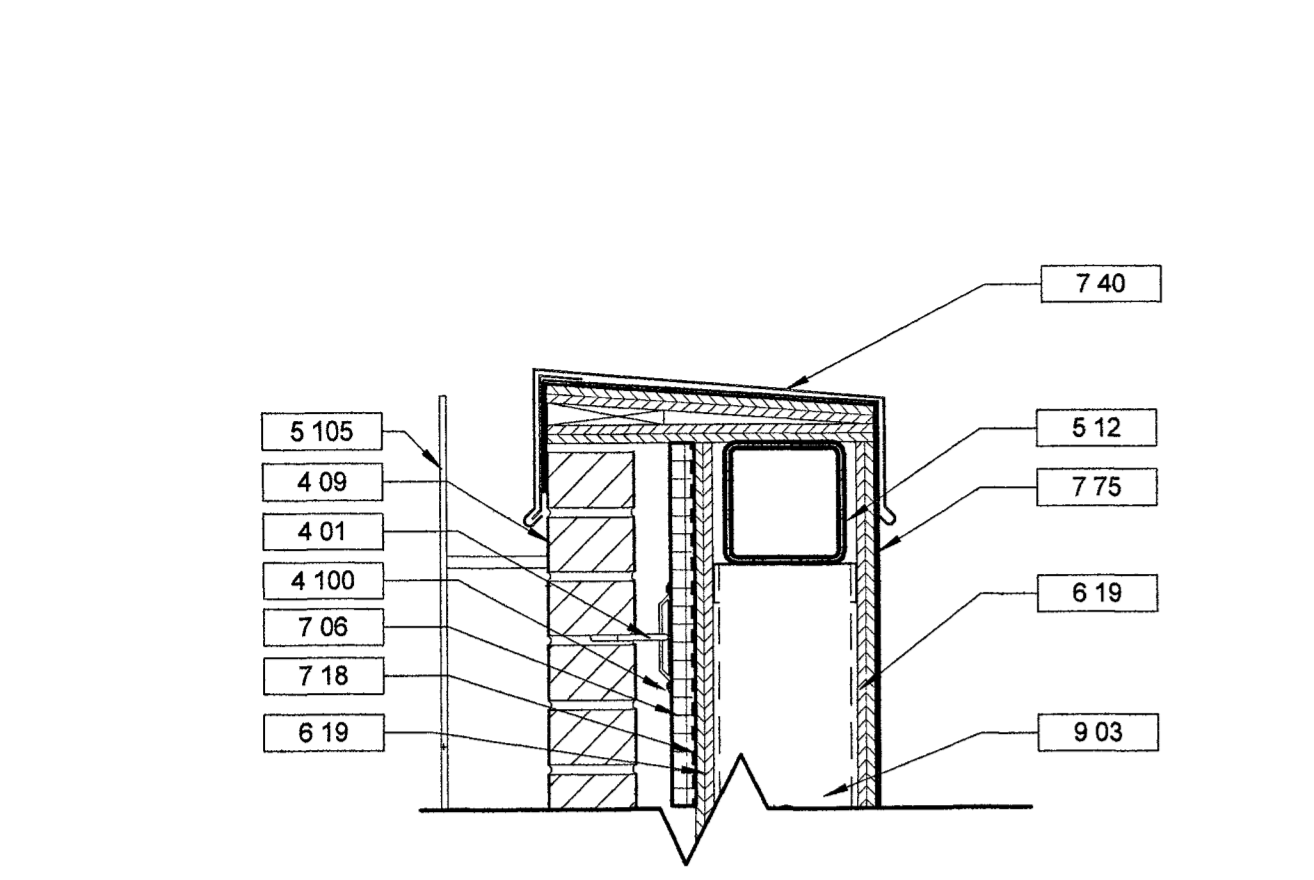
MARIACHIS
RESTAURANT
LANCASTER, SC

Project Number 23213
Drawn By MO
Checked By KMW
Date 05 AUG. 24

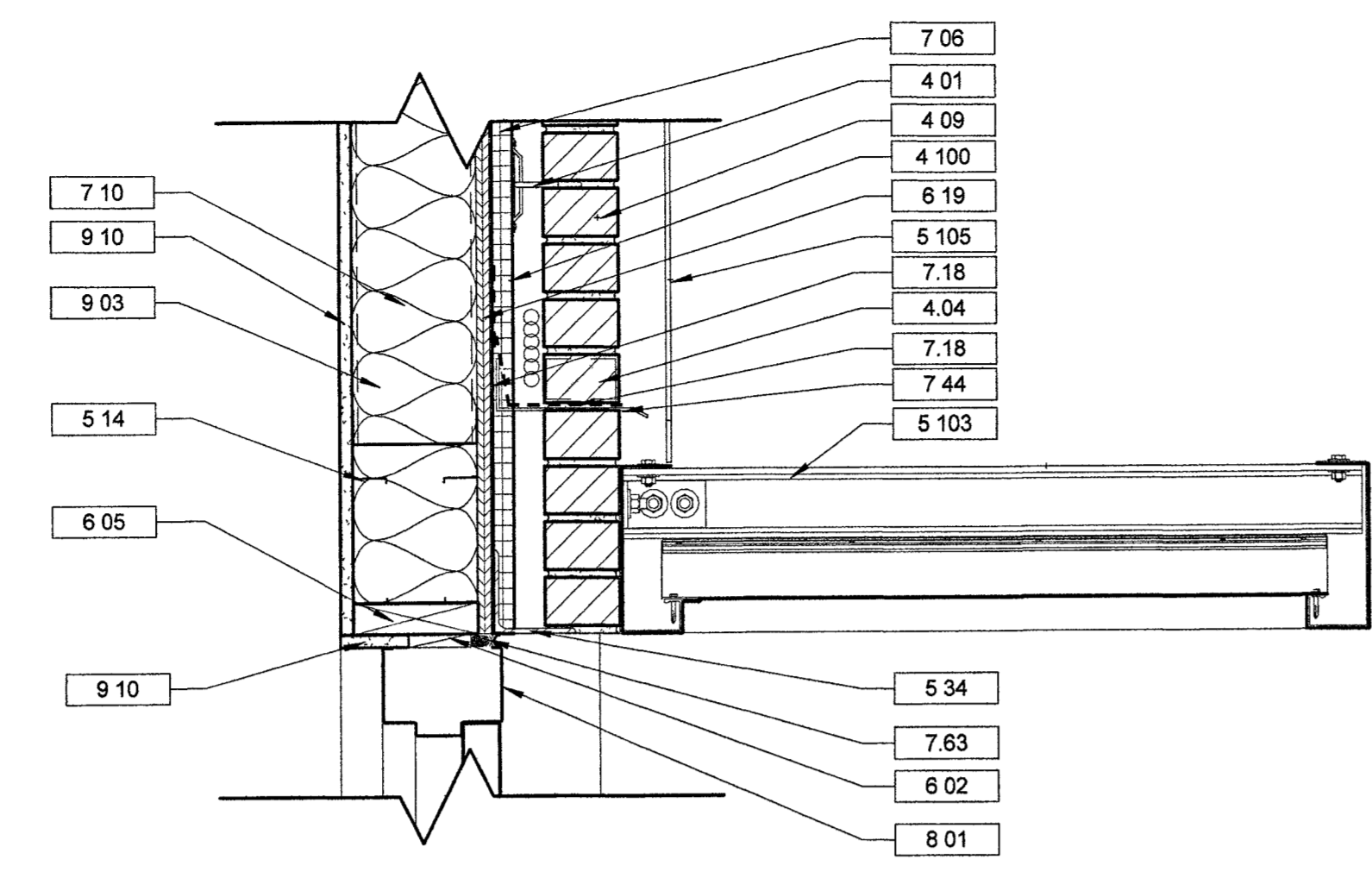
Revisions

Drawing
DETAILS

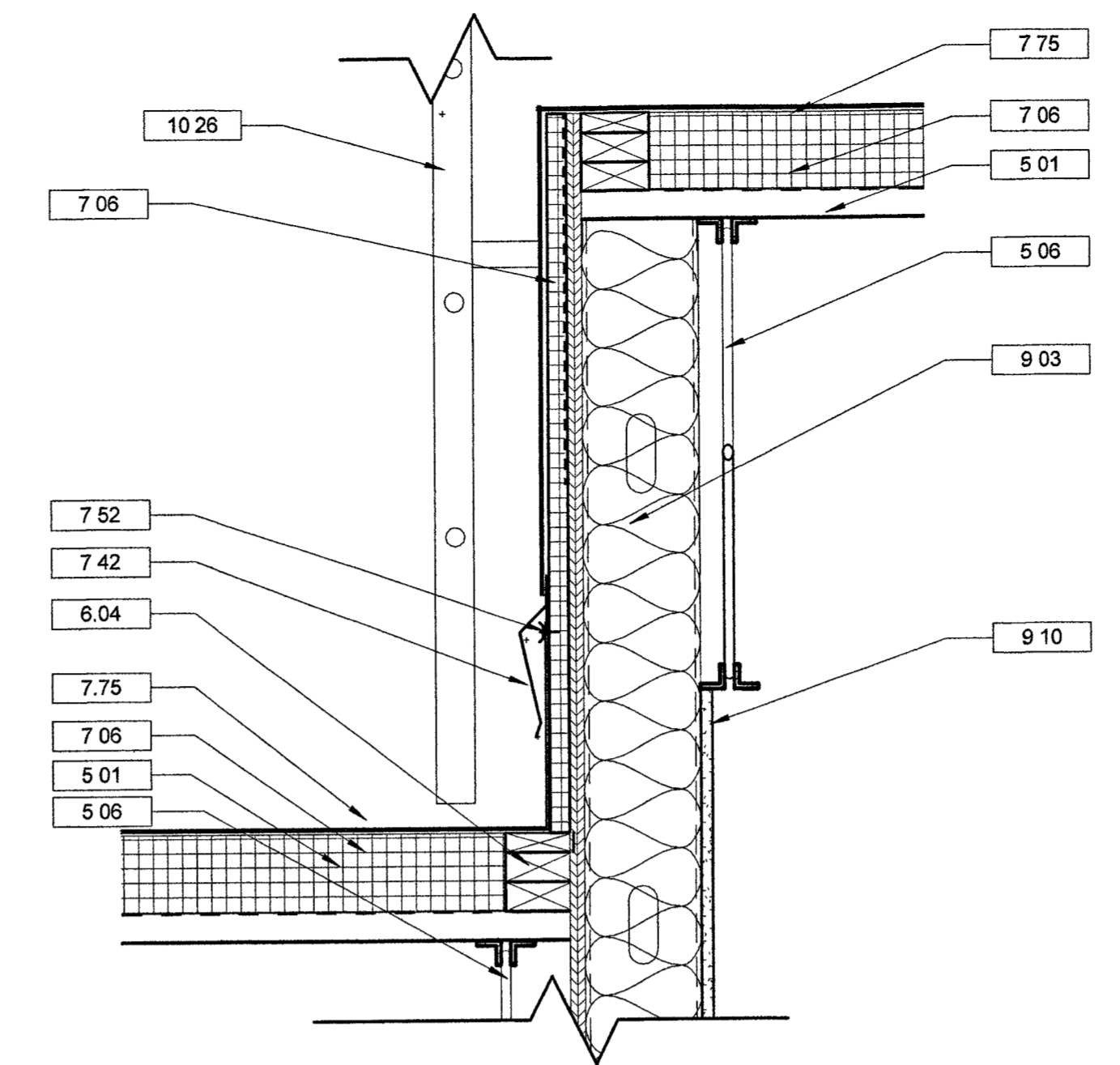
A8.2



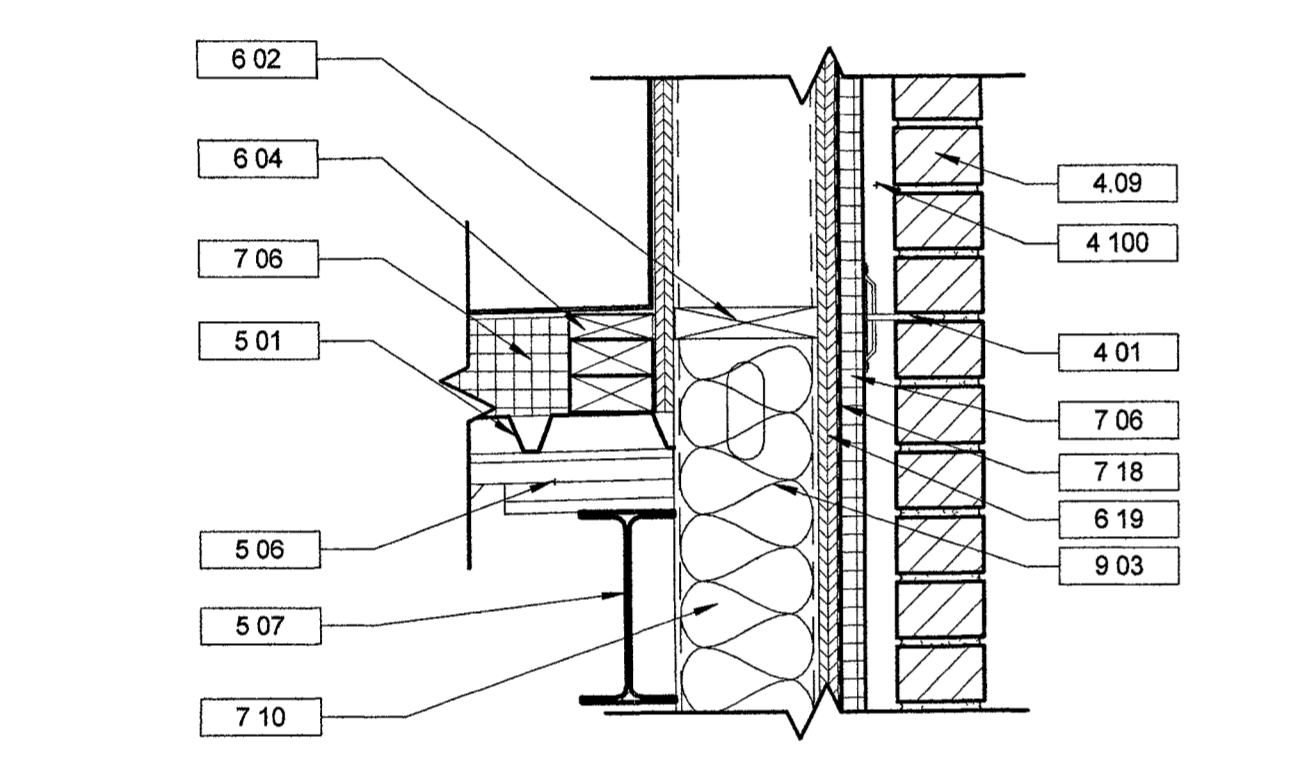
1 SECTION DETAIL @ TOWER PARAPET
A8.2 1 1/2" = 1'-0"



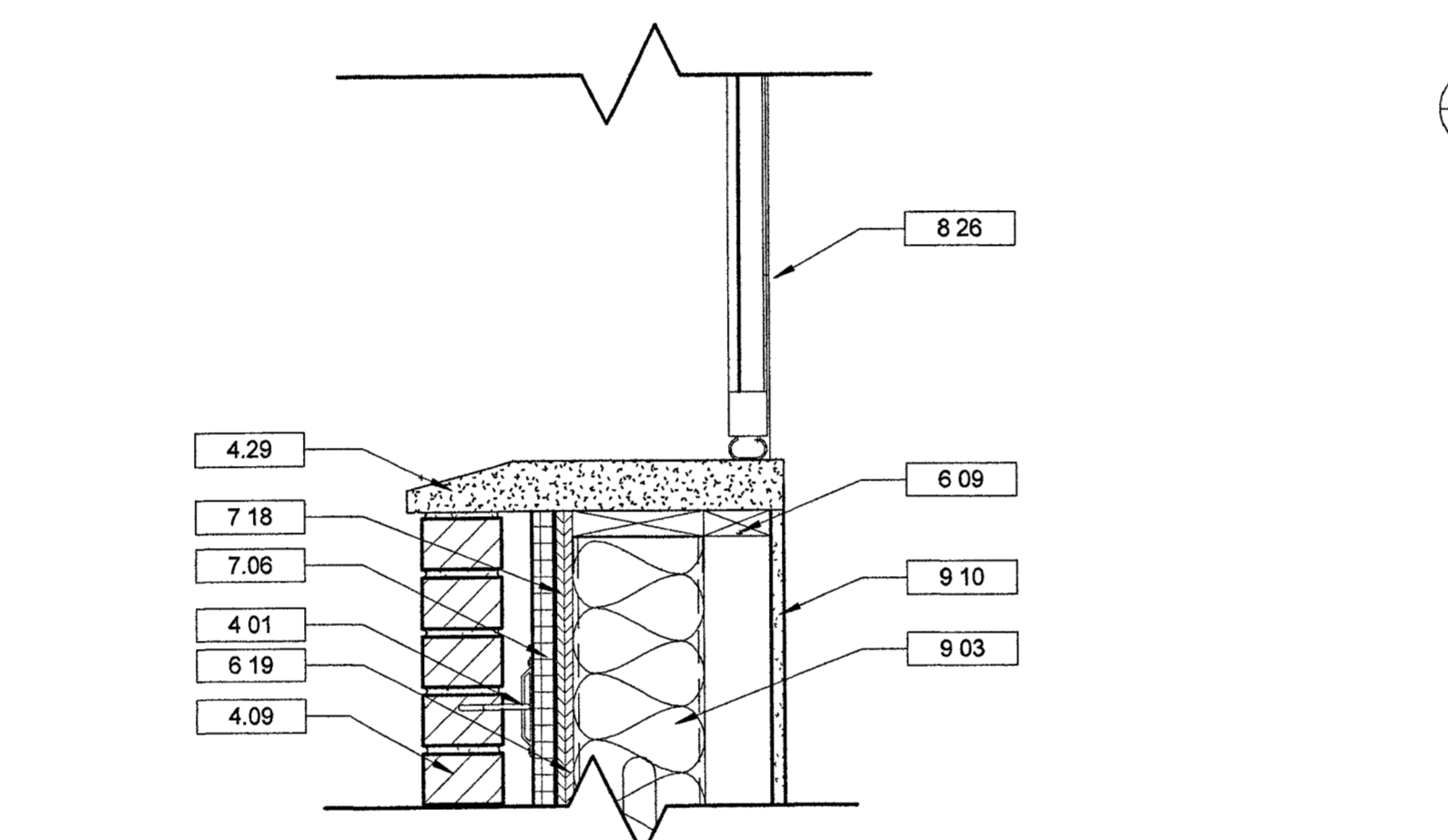
2 SECTION @ CANOPY TO ALUMINIM PANEL
A8.2 1 1/2" = 1'-0"



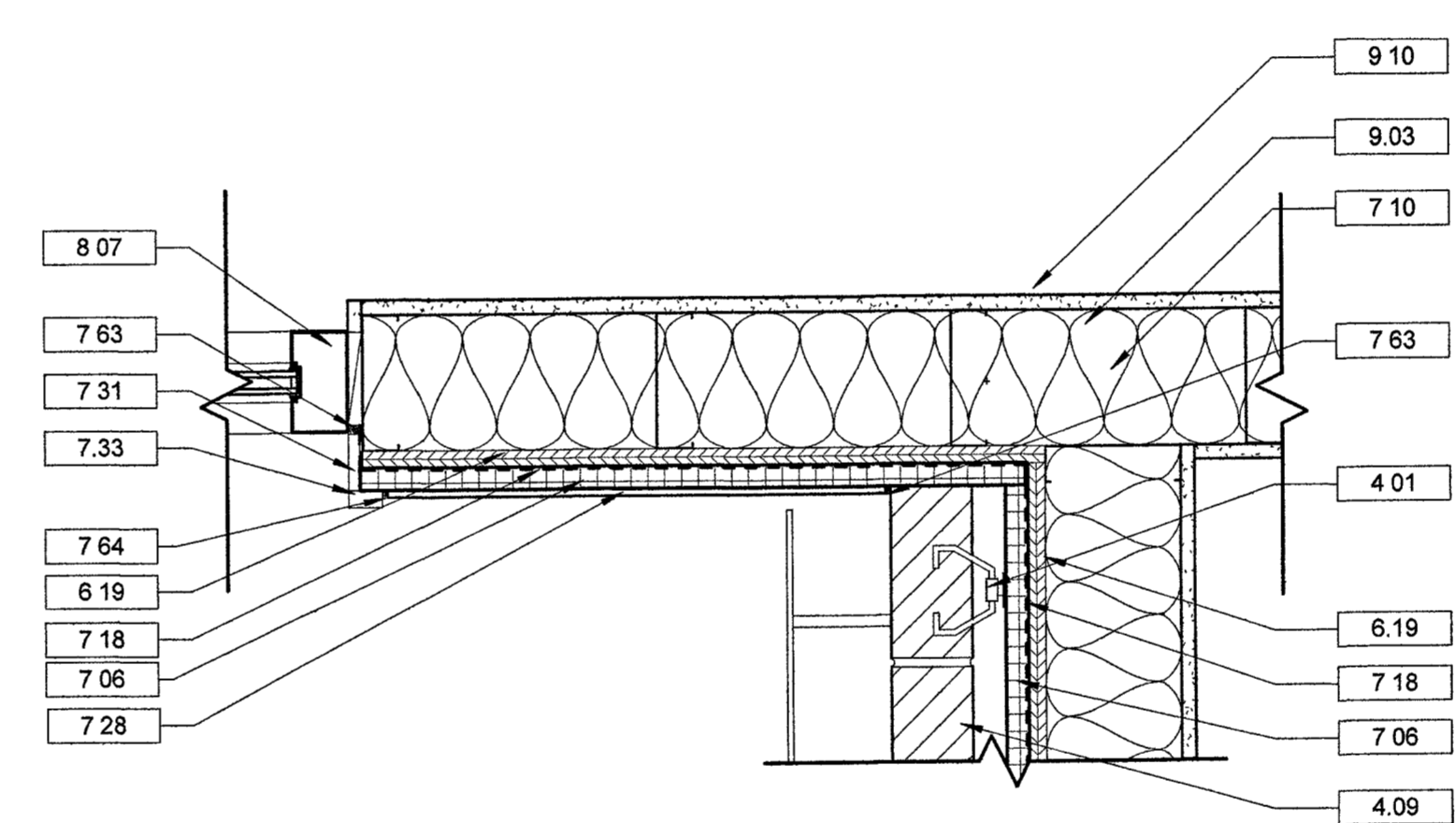
3 SECTION @ ROOF TO WALL
A8.2 1 1/2" = 1'-0"



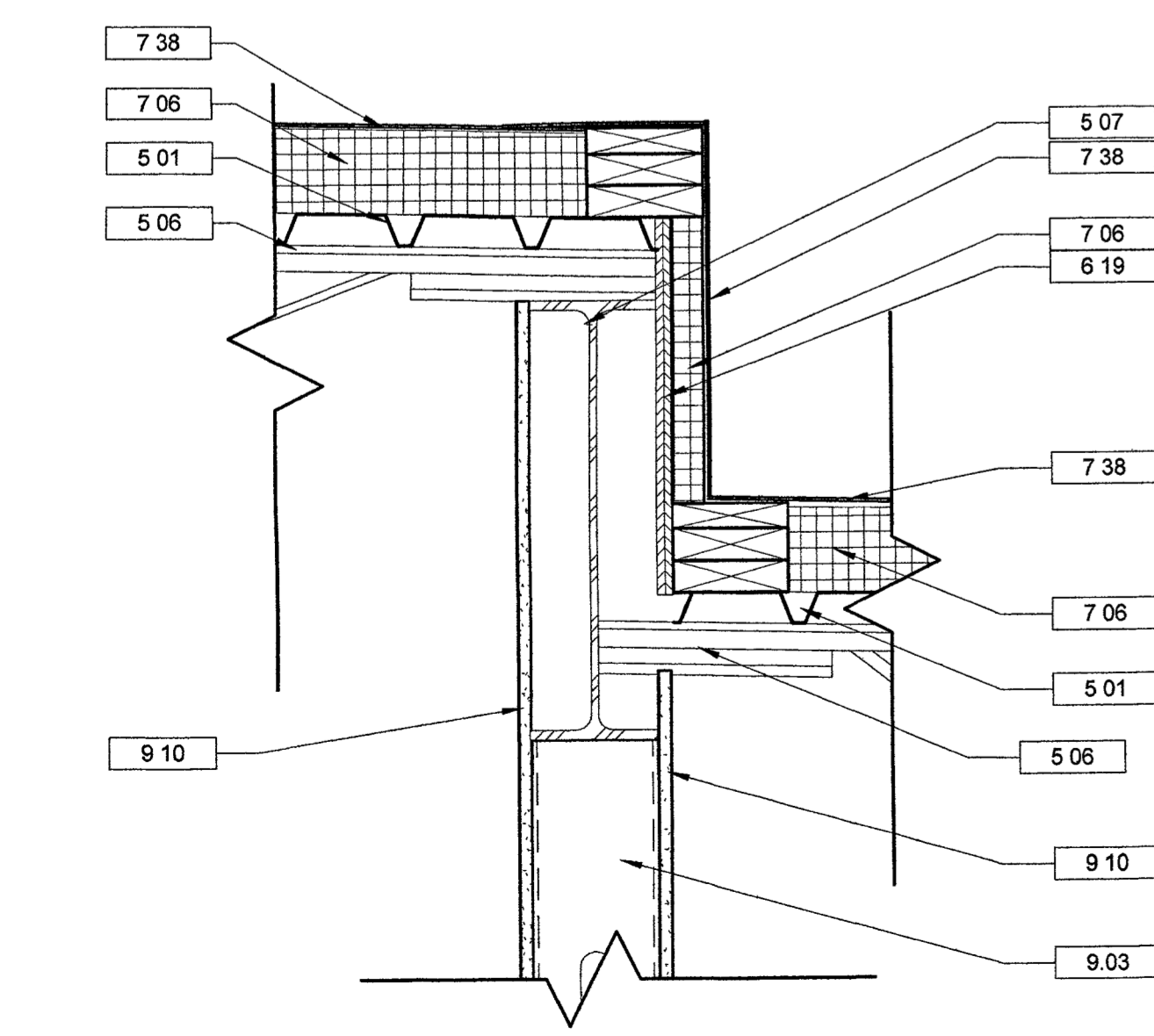
4 DETAIL @ ROOF TO WALL CONNECTION
A8.2 1 1/2" = 1'-0"



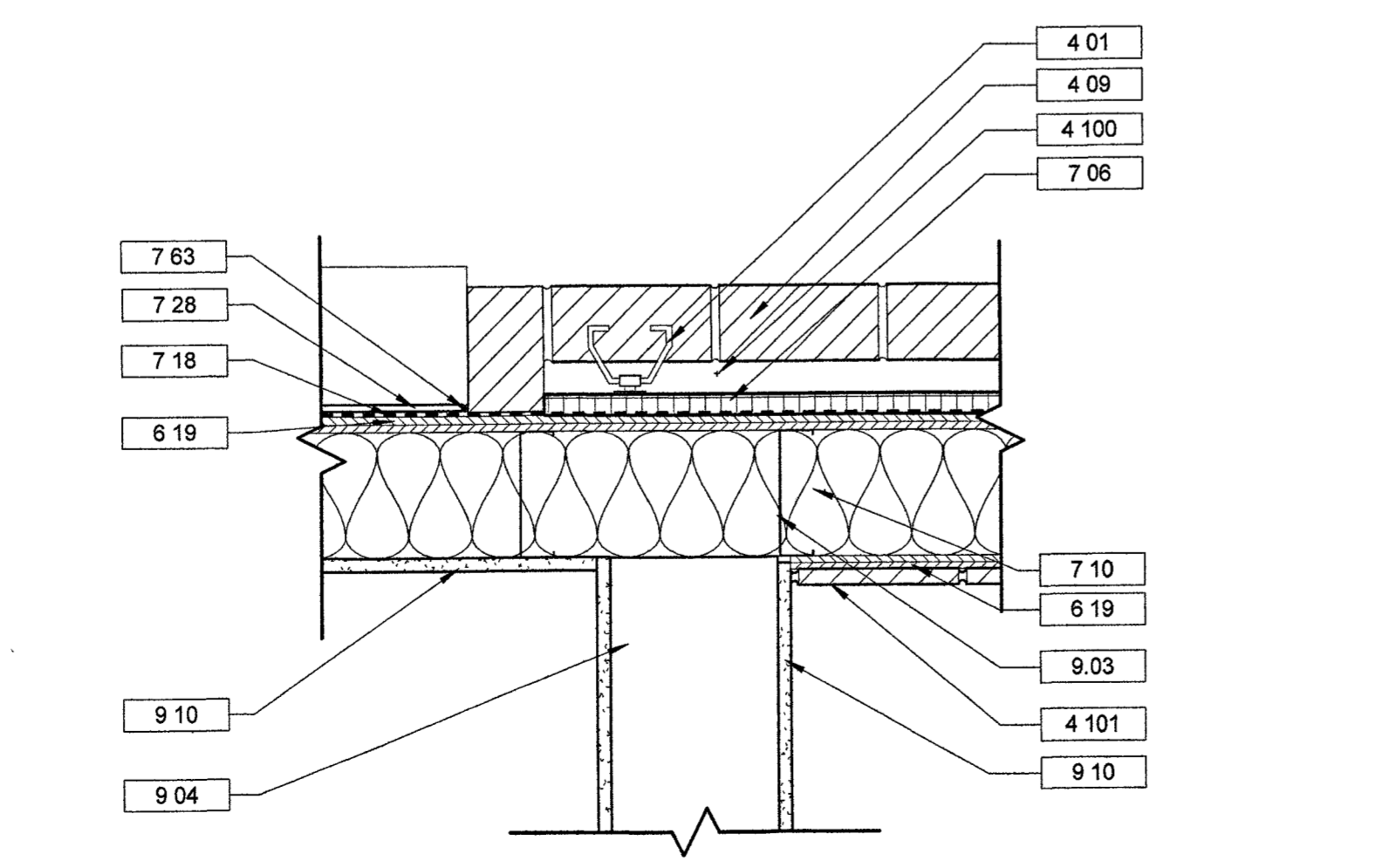
5 SECTION DETAIL @ GARAGE DOOR SEAL
A8.2 1 1/2" = 1'-0"



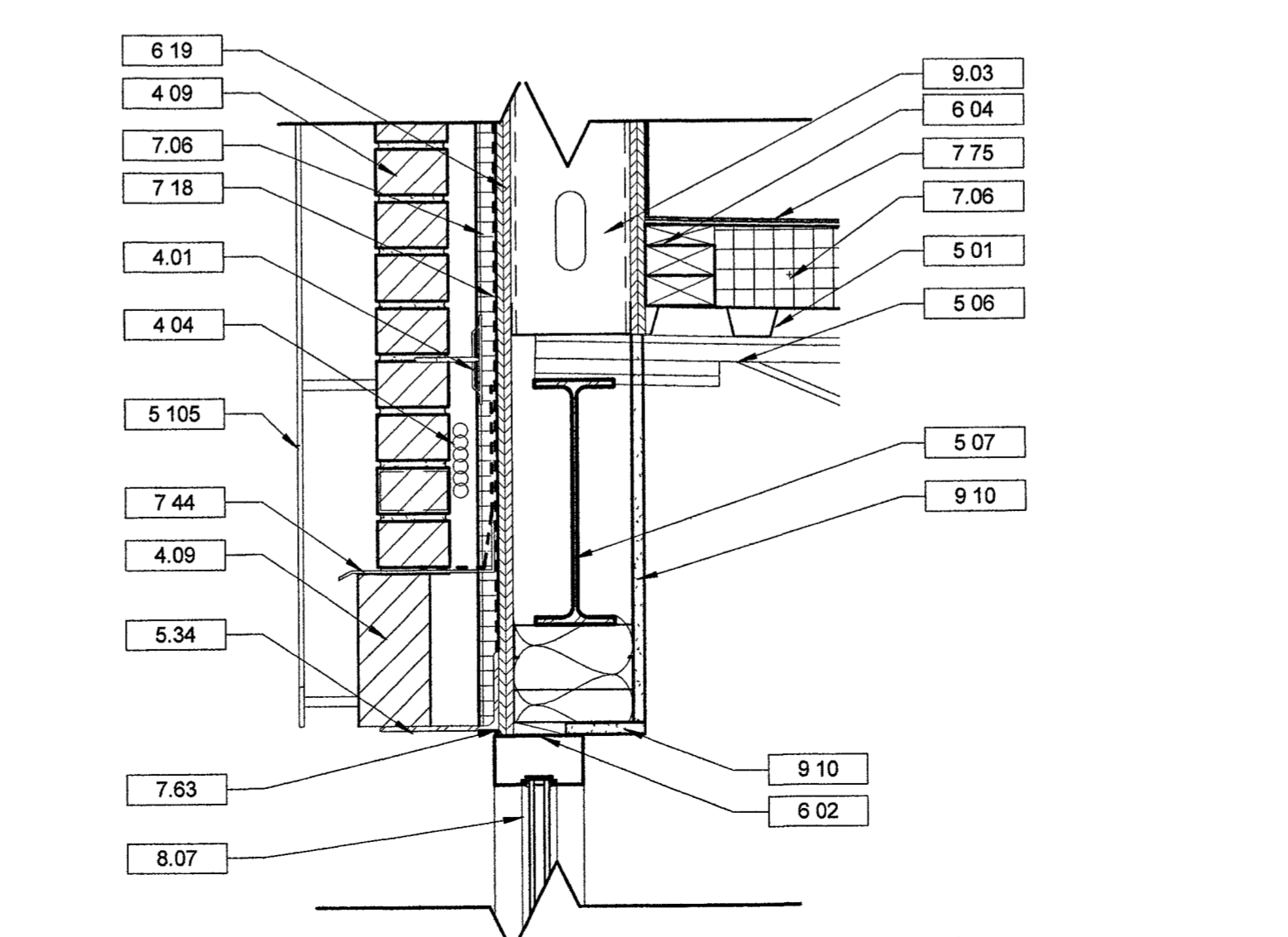
6 PLAN DETAIL @ BRICK TO FC
A8.2 1 1/2" = 1'-0"



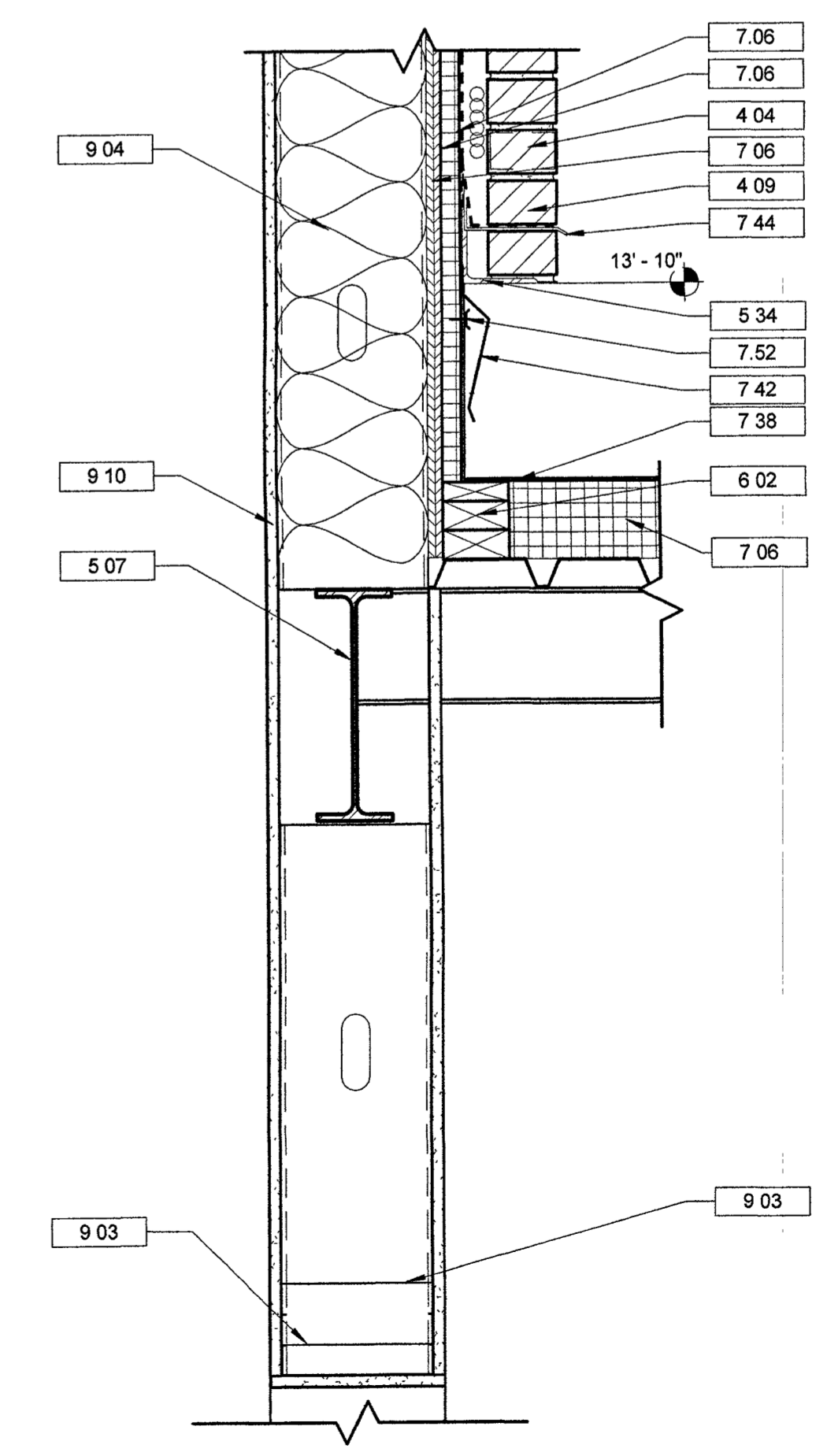
7 SECTION @ TOWER TO LOW ROOF
A8.2 1 1/2" = 1'-0"



8 PLAN DETAIL @ DINING 2 TO BAR
A8.2 1 1/2" = 1'-0"

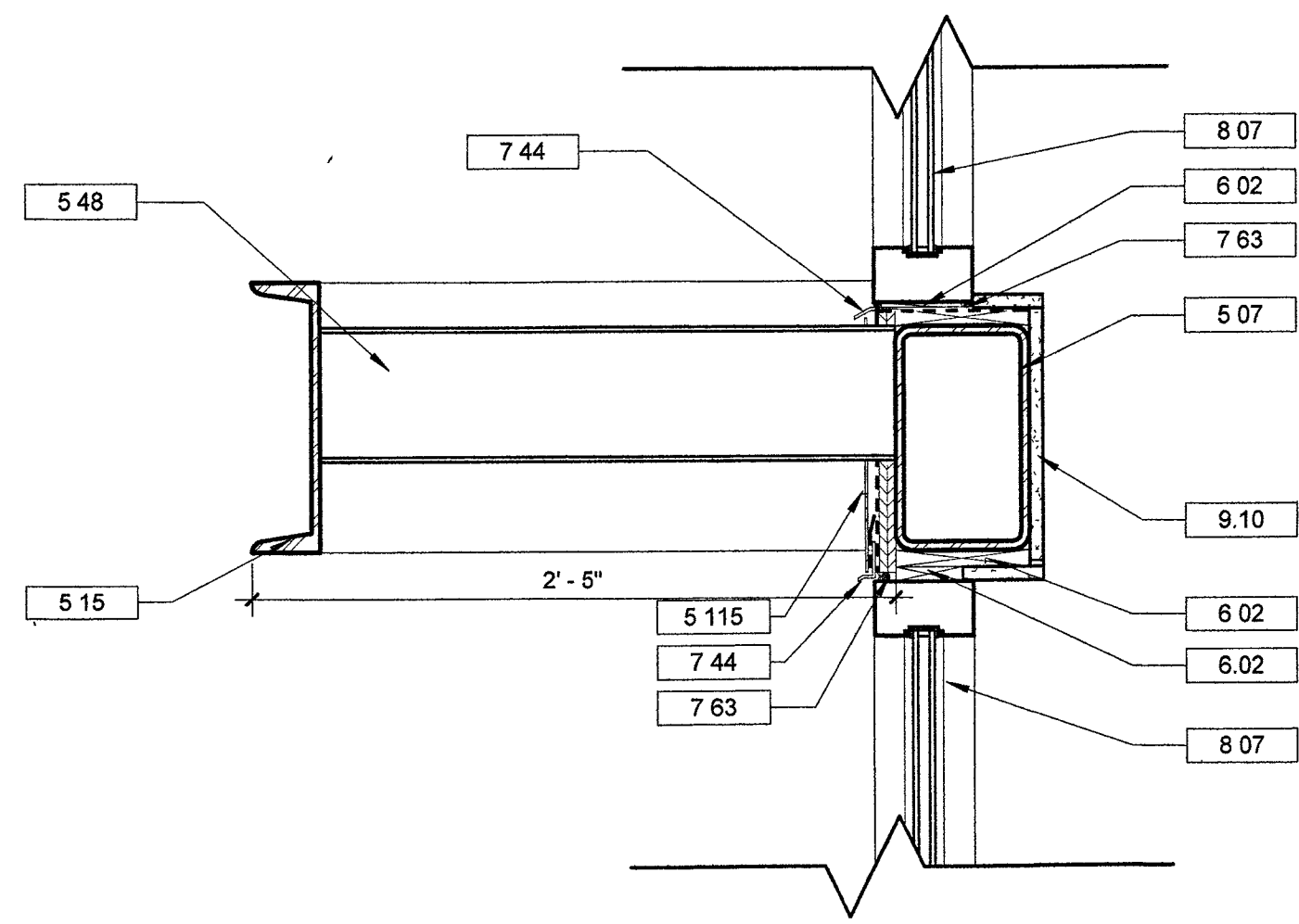


9 SECTION DETAIL @ TOWER STOREFRONT HEAD
A8.2 1 1/2" = 1'-0"

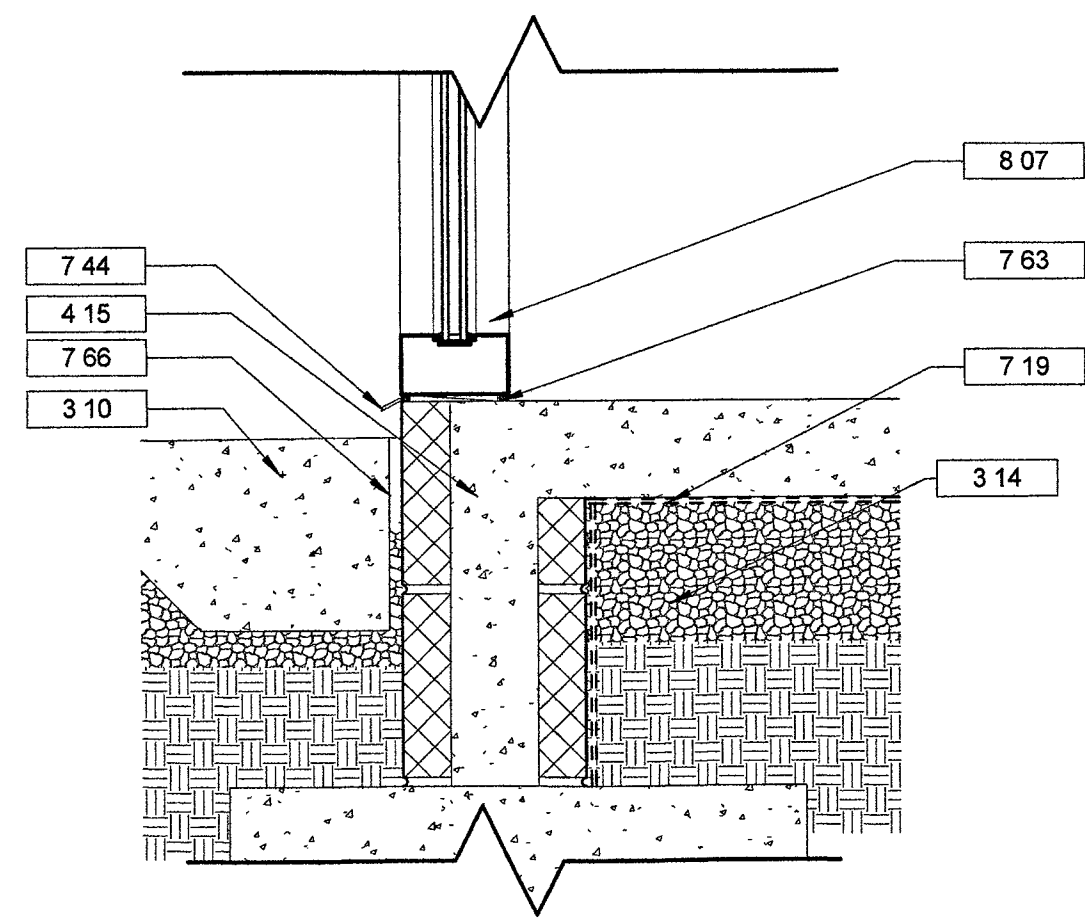


10 SECTION @ TOWER TO PATIO CANOPY
A8.2 1 1/2" = 1'-0"

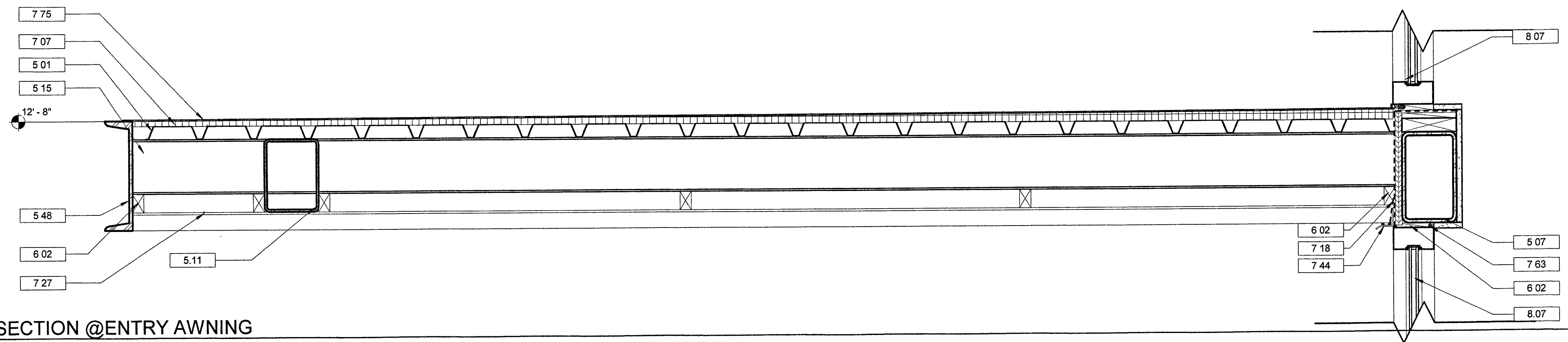
Copyright: These Drawings are the property of DP3 Architects, Ltd., and reuse on any other project without written permission will result in legal action.



1 SECTION @ ENTRY AWNING SIDE
A8.3 1 1/2" = 1'-0"



2 SECTION @ STOREFRONT SILL
A8.3 1 1/2" = 1'-0"





3 SECTION @ ENTRY AWNING
A8.3 1 1/2" = 1'-0"

DRAWING NOTES

- 3 10 CAST-IN-PLACE CONCRETE. REFER TO STRUCTURAL DRAWINGS
- 3 14 COMPACTED STONE REFER TO STRUCTURAL DRAWINGS
- 4 15 EXTERIOR 8 INCH X 8 INCH X 16 INCH CONCRETE MASONRY UNIT REFER TO STRUCTURAL DRAWINGS FOR REINFORCEMENT REFER TO WALL TYPE SCHEDULE.
- 5 01 METAL ROOF DECKING. REFER TO STRUCTURAL DRAWINGS.
- 5 07 STRUCTURAL FRAMING. REFER TO STRUCTURAL DRAWINGS.
- 5 11 METAL STRUCTURAL BEAM REFER TO STRUCTURAL DRAWINGS
- 5 15 METAL CHANNEL. REFER TO STRUCTURAL DRAWINGS
- 5 48 C-CHANNEL REFER TO STRUCTURAL.
- 5 115 METAL PANEL TO MATCH STOREFRONT
- 6 02 PRESSURE TREATED BLOCKING AS REQUIRED.
- 7 07 TAPERED INSULATION DRAIN TO SLOPE. REFER TO SPECIFICATIONS
- 7 18 AIR BARRIER
- 7 19 VAPOR BARRIER.
- 7 27 PREFINISHED METAL SOFFIT PANELS REFER TO SPECIFICATIONS
- 7 44 THROUGH-WALL FLASHING
- 7 63 CONTINUOUS BACKER ROD WITH SEALANT
- 7 66 EXPANSION MATERIAL.
- 7 75 ROOF MEMBRANE OVER R-25 OR GREATER RIGID INSULATION. 60 MIL TPO FULLY ADHERED MEMBRANE WITH 20 YEAR WARRANTY COLOR: WHITE. GAF EVERGUARD EXTREME OR EQUAL
- 8.07 ALUMINUM STOREFRONT SYSTEM REFER TO WINDOW SCHEDULE AND SPECIFICATIONS
- 9 10 5/8 INCH GYPSUM WALL BOARD

Seal



DP3
ARCHITECTS

DP3 Architects, Ltd.
15 South Main Street, Suite 400
Greenville, SC 29601
864 232 8200
www.DP3architects.com

Project

MARIACHIS
RESTAURANT
LANCASTER, SC

Project Number 23213
Drawn By MO
Checked By KMW
Date 05 AUG. 24

Revisions

Drawing



DETAILS

A8.3

DRAWING NOTES

- 3 14 COMPACTED STONE REFER TO STRUCTURAL DRAWINGS
- 3 15 COMPACTED FILL REFER TO STRUCTURAL DRAWINGS
- 4 01 MASONRY WALL TIE REFER TO STRUCTURAL DRAWINGS FOR TYPE
- 4 09 BRICK VENEER REFER TO WALL TYPE SCHEDULE AND SPECIFICATIONS FOR TYPE, COLOR AND BONDING PATTERN.
- 4 20 CMU REFER TO STRUCTURAL
- 5 100 3" X 1/4" STEEL PLATE WELDED TO METAL DECK
- 5 101 1/4" STEEL STOCK WELD TO METAL PLATE. GRIND SMOOTH.
- 5 102 3/4" DIAMETER SOLID STEEL THROW BOLT WITH 6" PULL HANDLE.
- 7 40 PREFINISHED METAL COPING WITH CONTINUOUS CLEAT.
- 7 44 THROUGH-WALL FLASHING
- 9 100 EPOXY PAINT AT INSIDE FACE OF CMU WALL AT SERVICE AREA AND STORAGE
- 32 26 CONCRETE PAD FOR DUMPSTERS REFER TO CIVIL.
- 32 34 6 INCH DIAMETER STEEL PIPE BOLLARD, CONCRETE FILLED WITH METAL DOME CAP. PAINTED
- 32 37 DUMPSTERS BY OTHERS
- 32 38 DRILL HOLE IN CONCRETE FOR GATE HOLD OPEN PIN.
- 32 39 METAL ROOF DECK GATE WITH ANGLE FRAME PAINT
- 32 40 1" DIAMETER HOLE DRILLED INTO GATE POST COORDINATE LOCATION WITH MOUNTING HEIGHT OF ACCESS GATE THROW BOLT

Seal



DP3
ARCHITECTS

DP3 Architects, Ltd.
15 South Main Street, Suite 400
Greenville, SC 29601
864 232 8200
www.DP3architects.com

Project

MARIACHIS
RESTAURANT
LANCASTER, SC

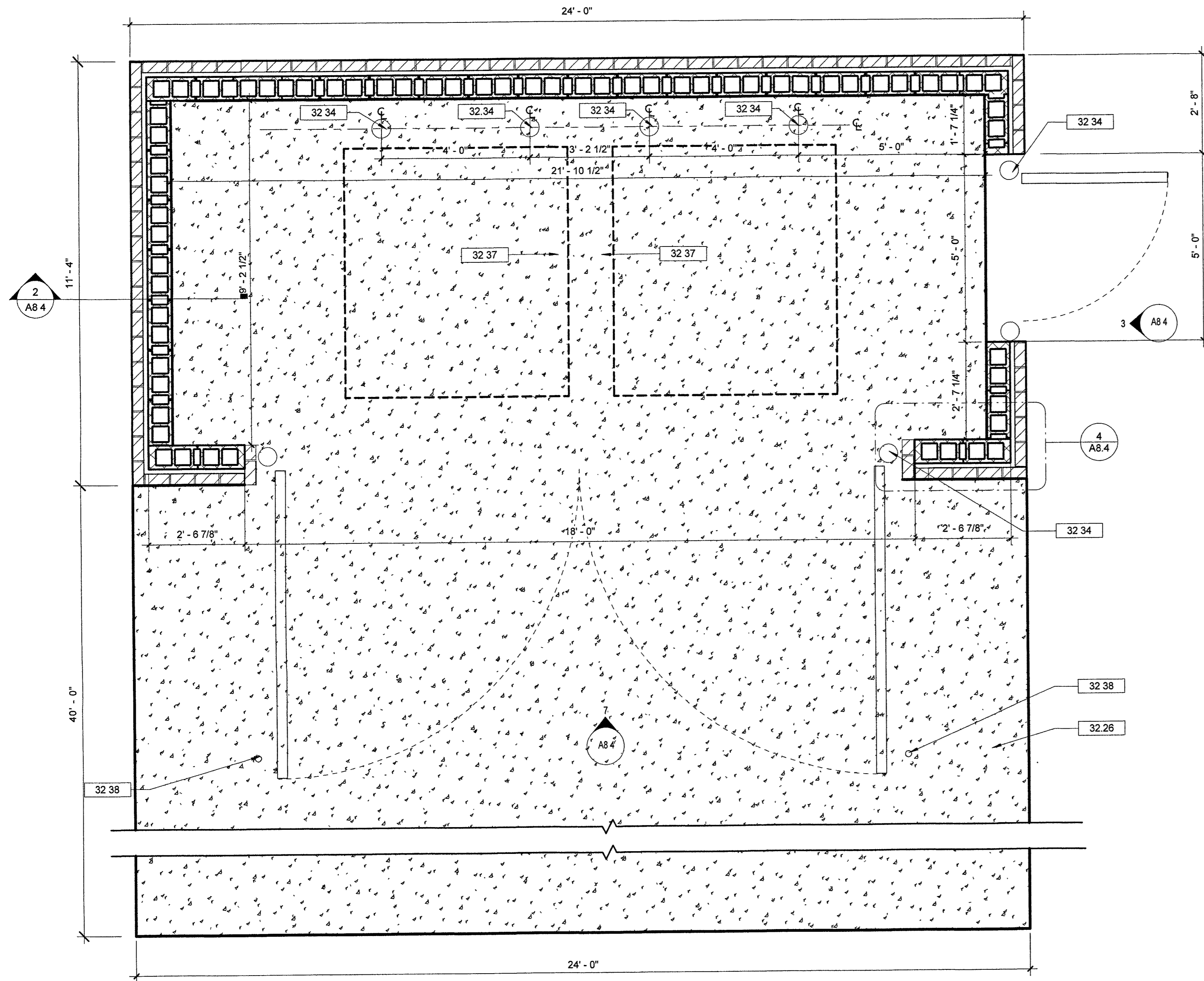
Project Number 23213
Drawn By MO
Checked By KMW
Date 05 AUG. 24

Revisions

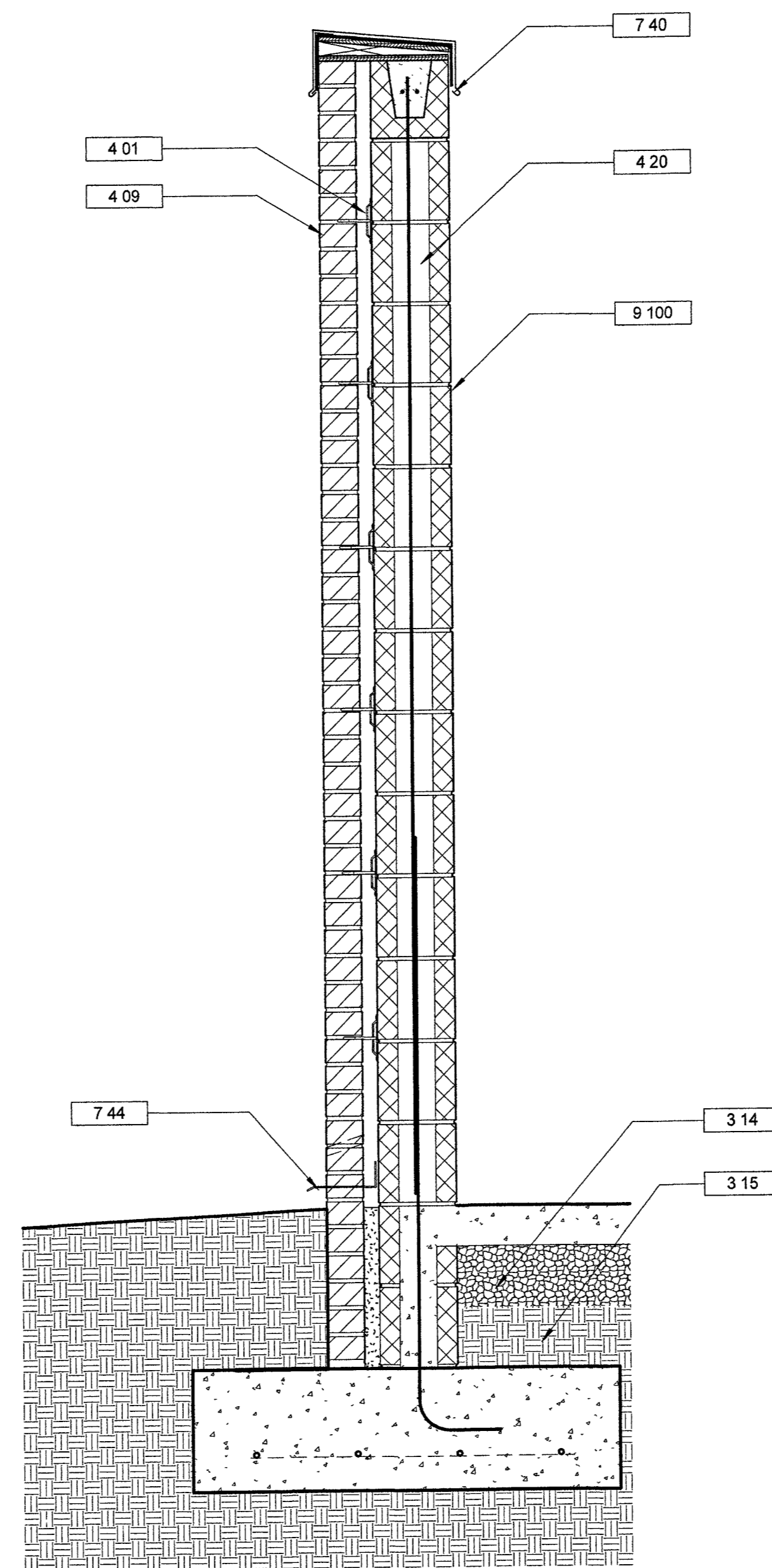
Drawing

DUMPSTER
ENCLOSURE
DETAILS

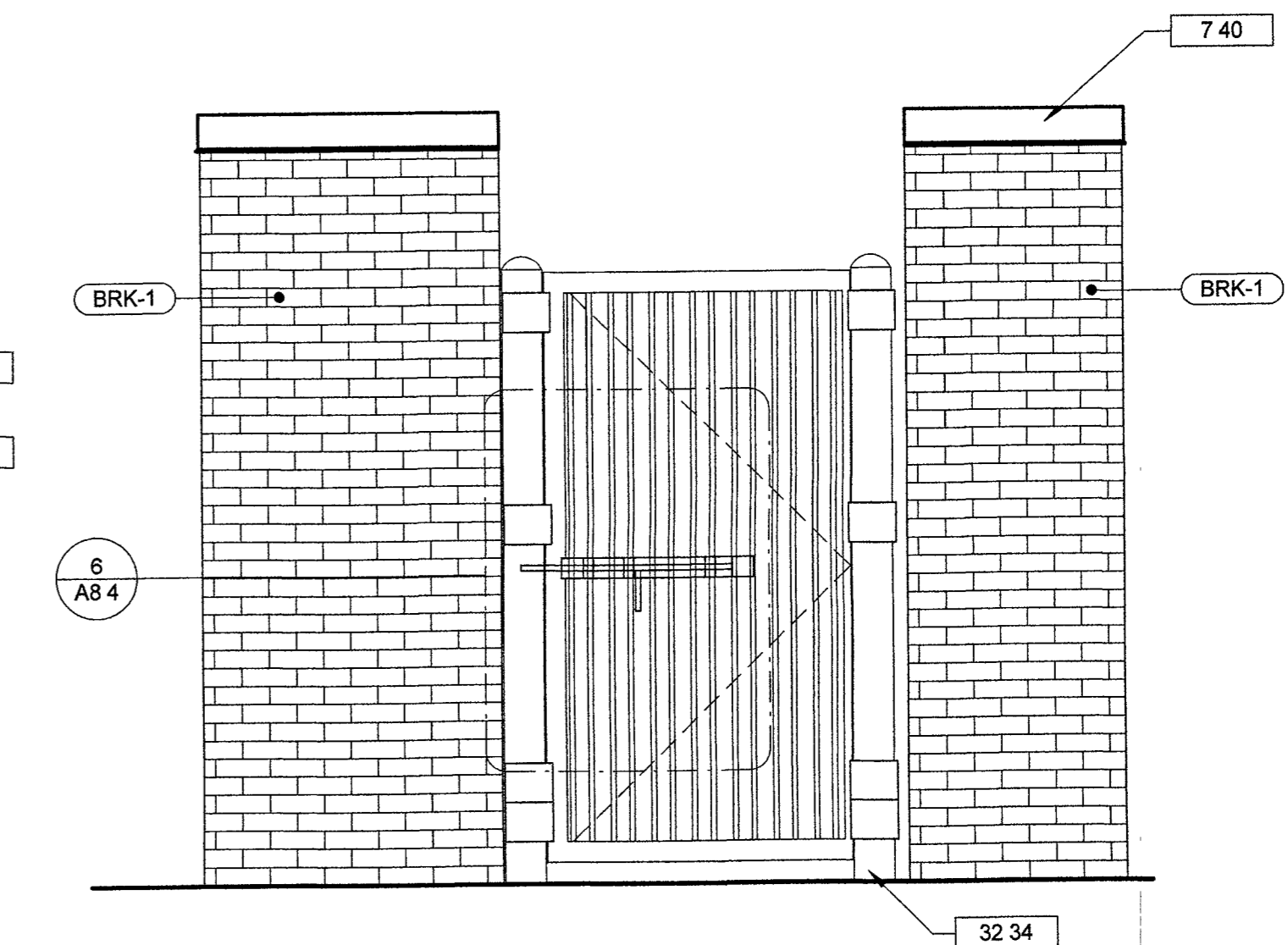
A8.4



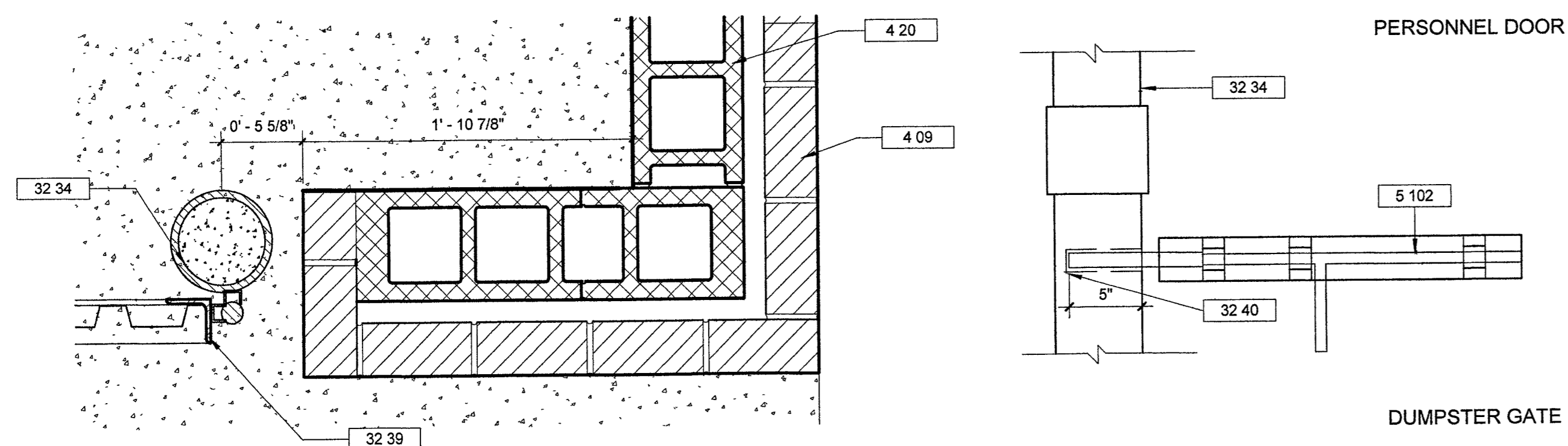
1 DUMPSTER PLAN
1/2" = 1'-0"



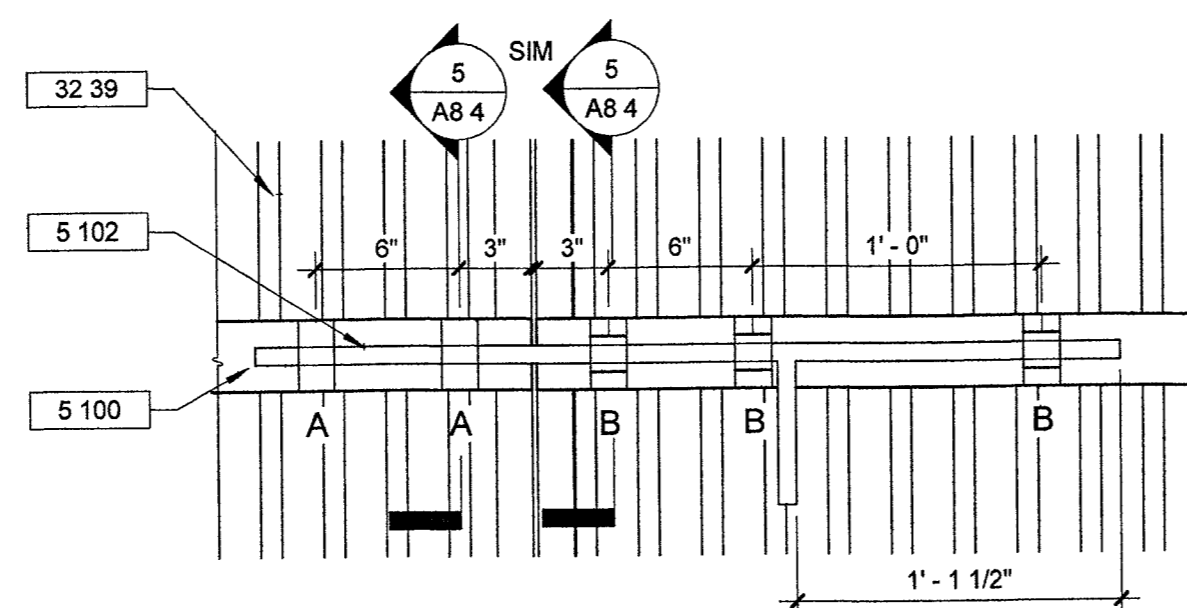
2 TRASH ENCLOSURE SIDE WALL
1" = 1'-0"



3 SIDE ELEVATION
1/2" = 1'-0"

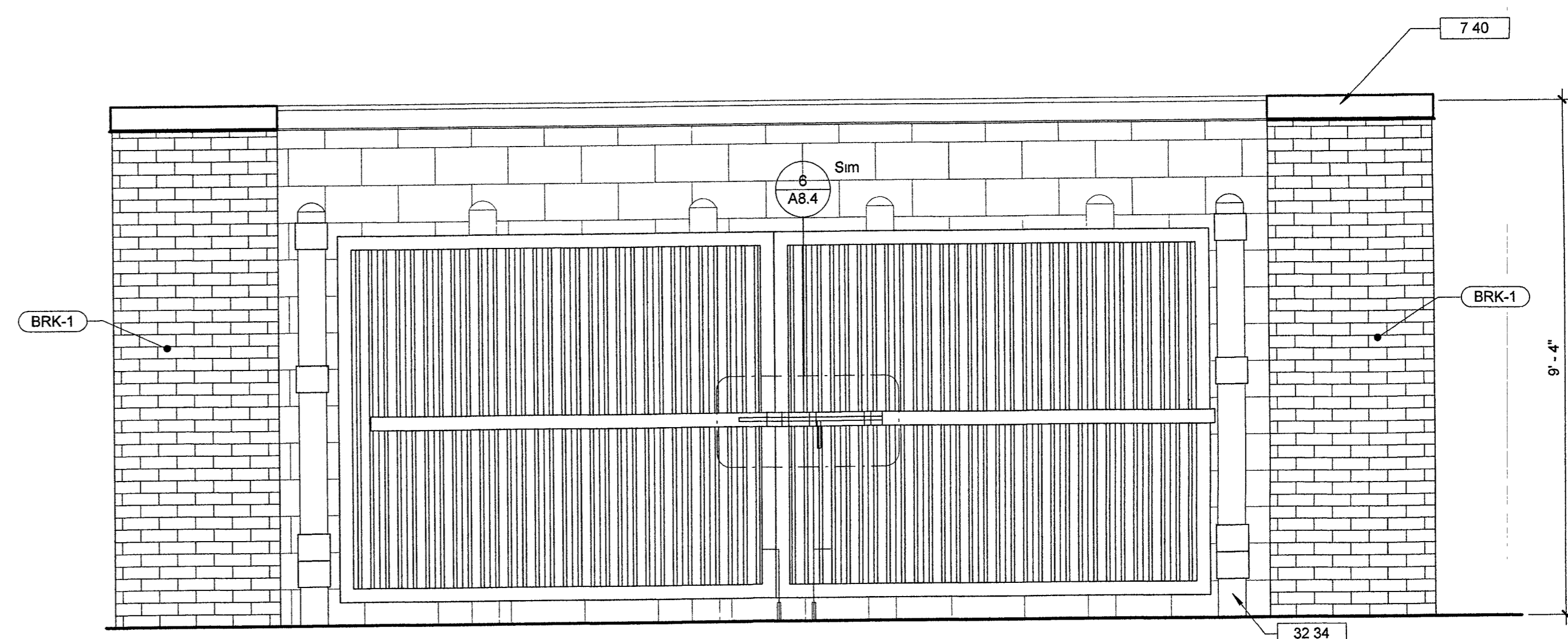


4 DUMPSTER GATE DETAIL
1 1/2" = 1'-0"



5 GATE LATCH SECTION DETAIL
3" = 1'-0"

6 GATE LATCH ELEVATION DETAIL
1 1/2" = 1'-0"



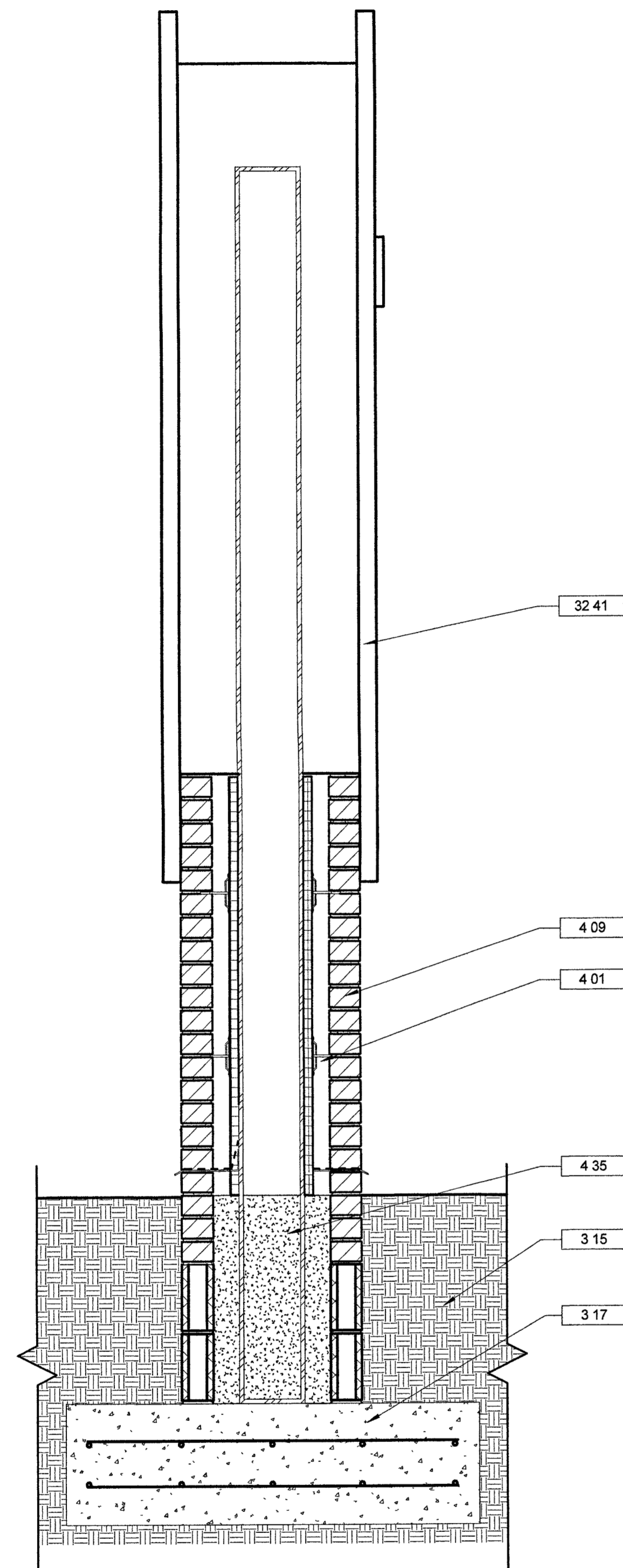
7 FRONT ELEVATION
1/2" = 1'-0"

Copyright. These Drawings are the property of DP3 Architects, Ltd., and reuse on any other project without written permission will result in legal action.

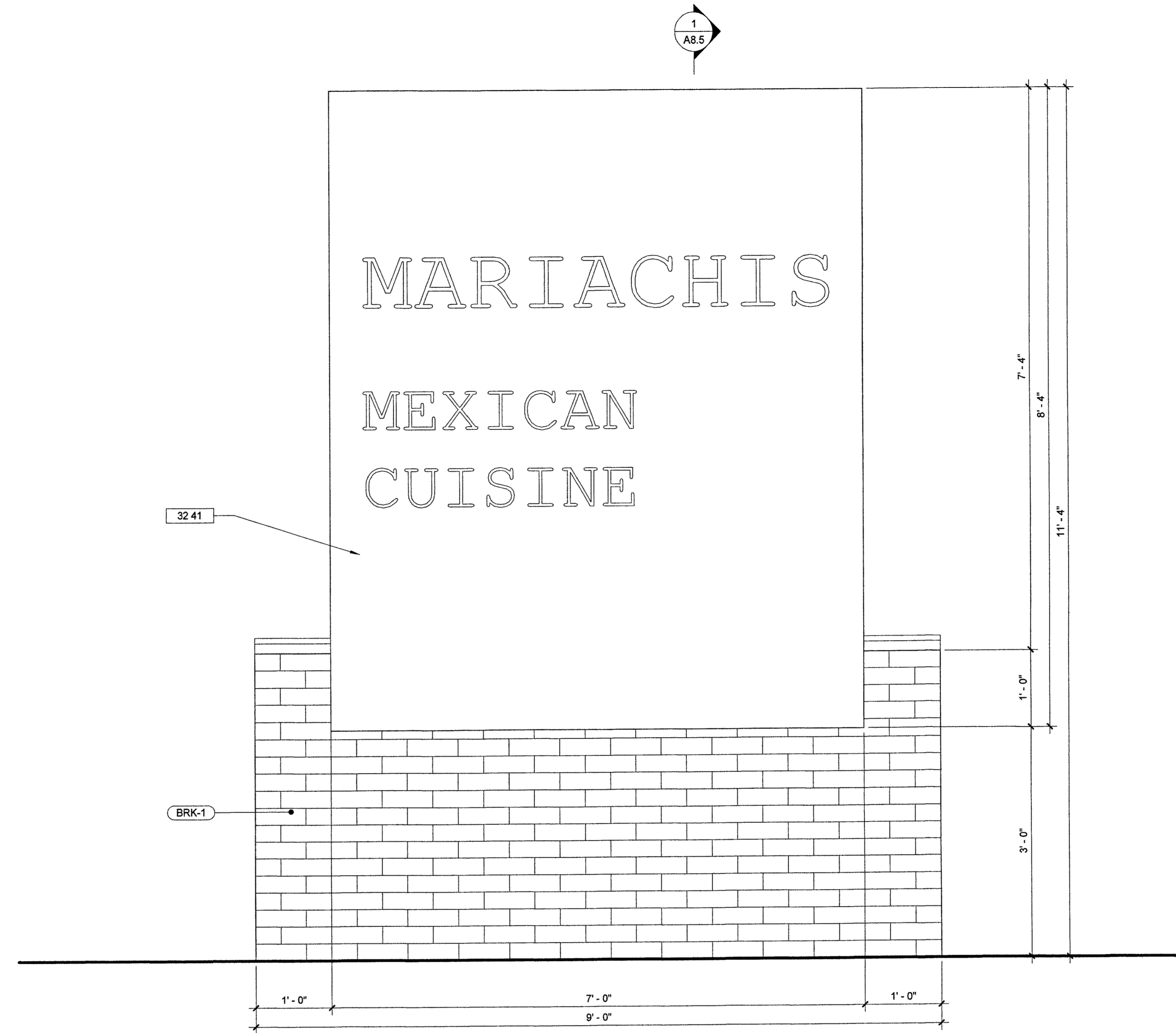
Copyright - These Drawings are the property of DP3 Architects, Ltd., and reuse on any other project without written permission will result in legal action.

DRAWING NOTES

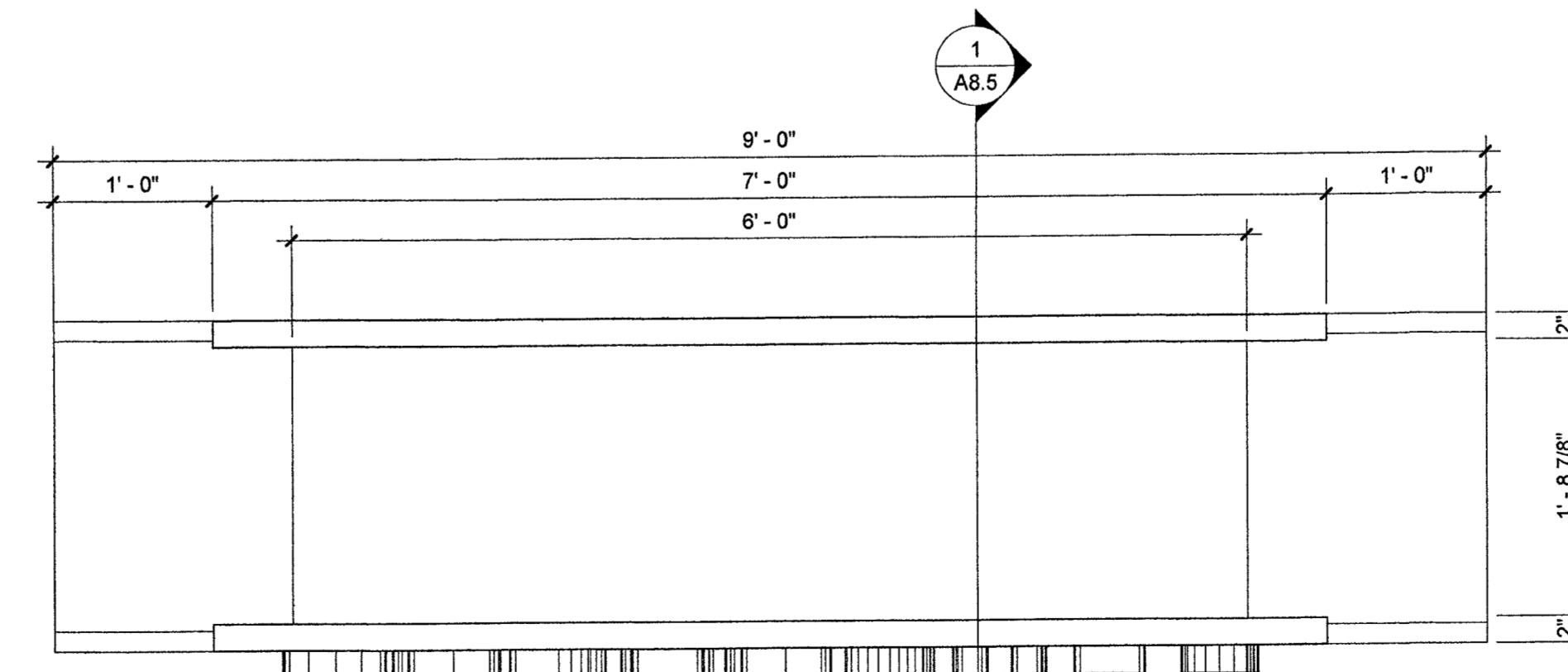
- 3.15 COMPACTED FILL. REFER TO STRUCTURAL DRAWINGS.
- 3.17 CONCRETE FOOTING. REFER TO STRUCTURAL DRAWINGS FOR SIZE, TYPE OF REINFORCEMENT AND DEPTH.
- 4.01 MASONRY WALL TIE. REFER TO STRUCTURAL DRAWINGS FOR TYPE
- 4.09 BRICK VENEER. REFER TO WALL TYPE SCHEDULE AND SPECIFICATIONS FOR TYPE, COLOR AND BONDING PATTERN
- 4.35 GROUT CAVITY CELLS OF MASONRY UNITS SOLID. REFER TO STRUCTURAL DRAWINGS
- 32.41 MONUMENT SIGN BY MANUFACTURER



1 MONUMENT SIGN - SECTION
A8.5 1" = 1'-0"




2 MONUMENT SIGN - ELEVATION
A8.5 1" = 1'-0"



3 MONUMENT SIGN - PLAN
A8.5 1" = 1'-0"

Seal



DP3
ARCHITECTS

DP3 Architects, Ltd.
15 South Main Street, Suite 400
Greenville, SC 29601
864 232 8200
www.DP3architects.com

Project

**MARIACHIS
RESTAURANT
LANCASTER, SC**

| | |
|----------------|------------|
| Project Number | 23213 |
| Drawn By | MO |
| Checked By | KMW |
| Date | 05 AUG. 24 |

Revisions

Drawing


**MONUMENT
SIGNAGE DETAILS**

A8.5

| DOOR AND FRAME SCHEDULE | | | | | | | | | | | | |
|-------------------------|-------------|--------------|----------------|--------------------------------|-----------|--------|-----------|--------------------------------|-------------|-------------|--------------|-------------|
| DOOR NUMBER | FRAME | | | | DOOR | | | | | | | |
| | FRAME WIDTH | FRAME HEIGHT | FRAME MATERIAL | FRAME COLOR | SIZE | | TYPE MARK | FINISH | FIRE RATING | GLAZING | HARDWARE SET | NOTES |
| | | | | | WIDTH | HEIGHT | | | | | | |
| 100 | - | - | ALUM | DARK BRONZE | (2) 3'-0" | 8'-0" | A | DARK BRONZE | - | 1/2" INSUL. | 1 | |
| 101 | - | - | ALUM | DARK BRONZE | (2) 3'-0" | 8'-0" | A | DARK BRONZE | - | 1/2" INSUL. | 2 | |
| 102 | 3'-4" | 7'-4" | HM | DARK BRONZE | 3'-0" | 7'-0" | B | DARK BRONZE | - | - | 3 | |
| 104A | - | - | - | - | 9'-9" | 8'-0" | F | DARK BRONZE | - | 1/2" INSUL. | BY MANUF. | |
| 104B | - | - | - | - | 9'-9" | 8'-0" | F | DARK BRONZE | - | 1/2" INSUL. | BY MANUF. | |
| 105 | - | - | - | STAINLESS STEEL TRIM | 3'-0" | 7'-0" | D | STAINLESS STEEL | - | BY MANUF. | BY MANUF. | |
| 108 | 3'-4" | 7'-2" | HM | PAINTED TO MATCH ADJACENT WALL | 3'-0" | 7'-0" | B | PAINTED TO MATCH ADJACENT WALL | - | - | 5 | |
| 111 | 3'-4" | 7'-4" | HM | PAINTED TO MATCH BRK-1 | 3'-0" | 7'-0" | B | PAINTED TO MATCH BRK-1 | - | - | 7 | |
| 112 | 3'-4" | 7'-2" | HM | STAINLESS STEEL | 3'-0" | 7'-0" | B | PAINTED TO MATCH ADJACENT WALL | - | - | 6 | |
| 113 | 3'-10" | 7'-4" | HM | PAINTED TO MATCH BRK-1 | 3'-6" | 7'-0" | E | PAINTED TO MATCH BRK-1 | - | - | 3 | |
| 115 | 3'-4" | 7'-2" | WD | PAINTED TO MATCH ADJACENT WALL | 3'-0" | 7'-0" | C | PAINTED TO MATCH ADJACENT WALL | - | - | 4 | UNDERCUT 1" |
| 116 | 3'-4" | 7'-2" | WD | PAINTED TO MATCH ADJACENT WALL | 3'-0" | 7'-0" | C | PAINTED TO MATCH ADJACENT WALL | - | - | 4 | UNDERCUT 1" |
| 117 | 3'-4" | 7'-2" | WD | PAINTED TO MATCH ADJACENT WALL | 3'-0" | 7'-0" | C | PAINTED TO MATCH ADJACENT WALL | - | - | 4 | UNDERCUT 1" |
| 118 | 3'-4" | 7'-2" | WD | PAINTED TO MATCH ADJACENT WALL | 3'-0" | 7'-0" | C | PAINTED TO MATCH ADJACENT WALL | - | - | 4 | UNDERCUT 1" |

| HARDWARE SCHEDULE | | | HARDWARE SCHEDULE NOTES | |
|--|--|---|--|----------------------------|
| HARDWARE SET 1 - DOUBLE EXT STOREFRONT DOOR | HARDWARE SET 4 - PUBLIC RESTROOM DOOR | HARDWARE SET 7 - MECHANICAL ROOM | HARDWARE MANUFACTURERS (BASIS OF DESIGN) | |
| 6 EA. BALL BEARING BUTTS | 3 EA. BALL BEARING BUTTS | 3 EA. BALL BEARING BUTTS | LOCKSETS/LATCHSETS | SCHLAGE |
| 2 EA. PANIC DEVICE | 1 EA. PUSH | 1 EA. CLOSER | CLOSERS | LCN |
| 2 EA. CLOSER | 1 EA. PULL | 1 EA. PULLS | DOOR STOPS/SILENCERS | IVES |
| 2 EA. PULLS | 1 EA. WALL STOP | 1 EA. WEATHERSTRIPPING | DOOR KICK PLATES | BROOKLINE |
| 1 EA. WEATHERSTRIPPING | 1 EA. CLOSER | 1 EA. THRESHOLD | THRESHOLDS/WEATHERSTRIPPING | PEMCO |
| 1 EA. THRESHOLD | 3 EA. SILENCERS | 1 EA. LOCKSET | ELECTRIC STRIKES | HANCHETT ENTRY SYSTEMS |
| 1 EA. LOCK CYLINDER | 1 EA. KICKPLATE | | BUTTS | IVES |
| | | | LOOK GUARD | IVES |
| | | | COAT HOOKS | GALLERY SPECIALTY HARDWARE |
| HARDWARE SET 2 - DOUBLE INT STOREFRONT DOOR | HARDWARE SET 5 - OFFICE DOOR | | FINISH HARDWARE GENERAL NOTES | |
| 6 EA. BALL BEARING BUTTS | 3 EA. BALL BEARING BUTTS | | 1. FINISH FOR ALL HARDWARE SHALL BE AGED BRONZE OR EQUIVALENT | |
| 2 EA. CLOSER | 1 EA. "OFFICE FUNCTION" LOCKSET | | 2. FURNISH FOUR (4) GRAND MASTER KEYS AND FOUR (4) MASTER KEYS AND TWO (2) CHANGE KEYS WITH EACH LOCKING DEVICE KEYING TO BE DETERMINED BY OWNER | |
| 2 EA. PULL | 1 EA. WALL STOP | | | |
| 2 EA. PUSH | 3 EA. SILENCERS | | | |
| | 1 EA. CLOSER | | | |
| HARDWARE SET 3 - EXTERIOR SINGLE DOOR | HARDWARE SET 6 - STORAGE DOOR | | | |
| 3 EA. BALL BEARING BUTTS | 3 EA. BALL BEARING BUTTS | | | |
| 1 EA. PANIC DEVICE | 1 EA. WALL STOP | | | |
| 1 EA. CLOSER | 3 EA. SILENCERS | | | |
| 1 EA. PULLS | 1 EA. KICK PLATE | | | |
| 1 EA. WEATHERSTRIPPING | 1 EA. "STOREROOM FUNCTION" LEVER SET | | | |
| 1 EA. THRESHOLD | 1 EA. CLOSER | | | |

Seal



DP3
ARCHITECTS

DP3 Architects, Ltd.
15 South Main Street, Suite 400
Greenville, SC 29601
864.232.8200
www.DP3architects.com

Project

MARIACHIS
RESTAURANT
LANCASTER, SC

Project Number 23213
Drawn By MO
Checked By KMW
Date 05 AUG. 24

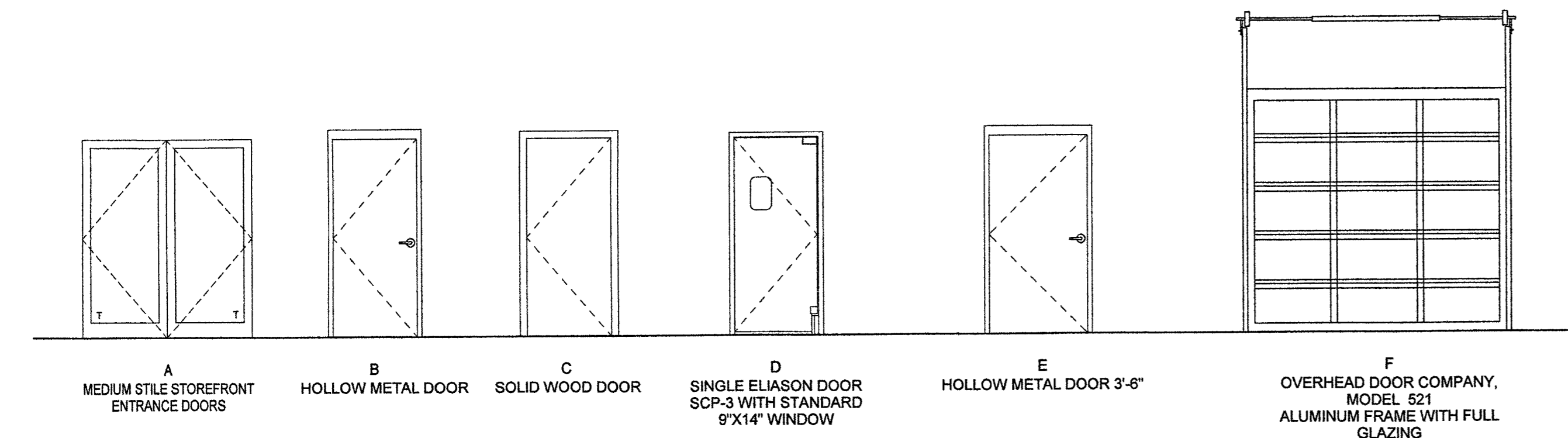
Revisions

Drawing

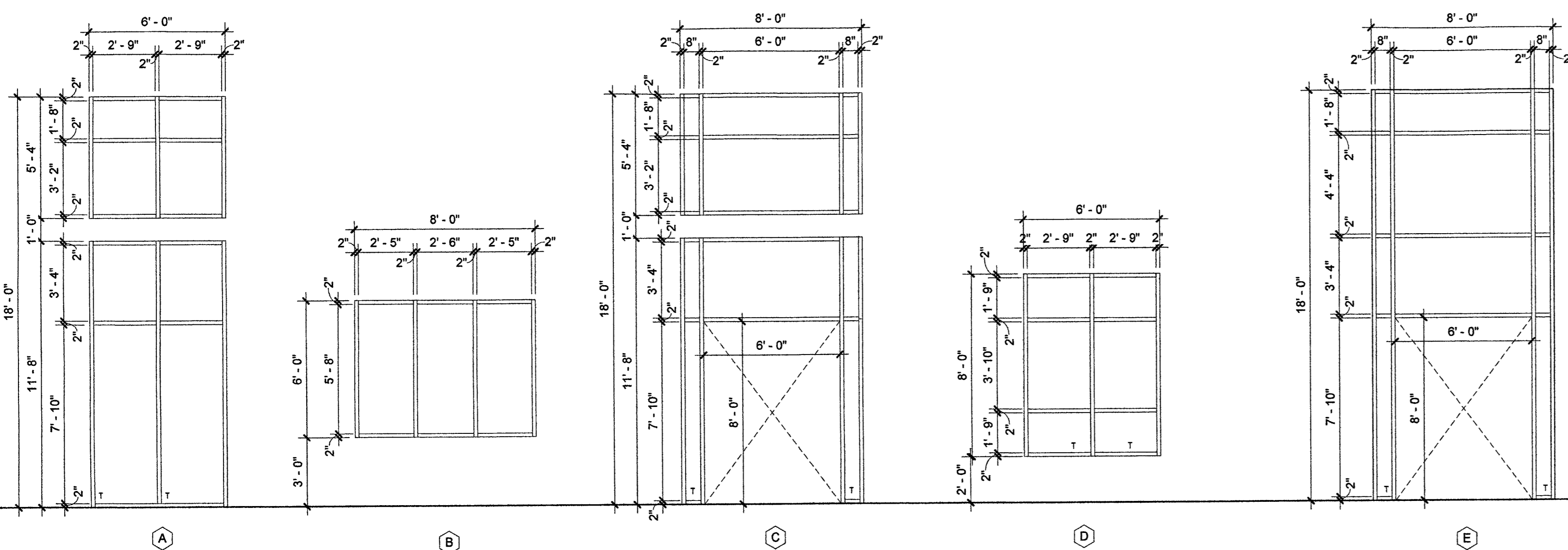
DOORS AND
STOREFRONT
SCHEDULE

A10.1

Copyright. These Drawings are the property of DP3 Architects, Ltd., and reuse on any other project without written permission will result in legal action.

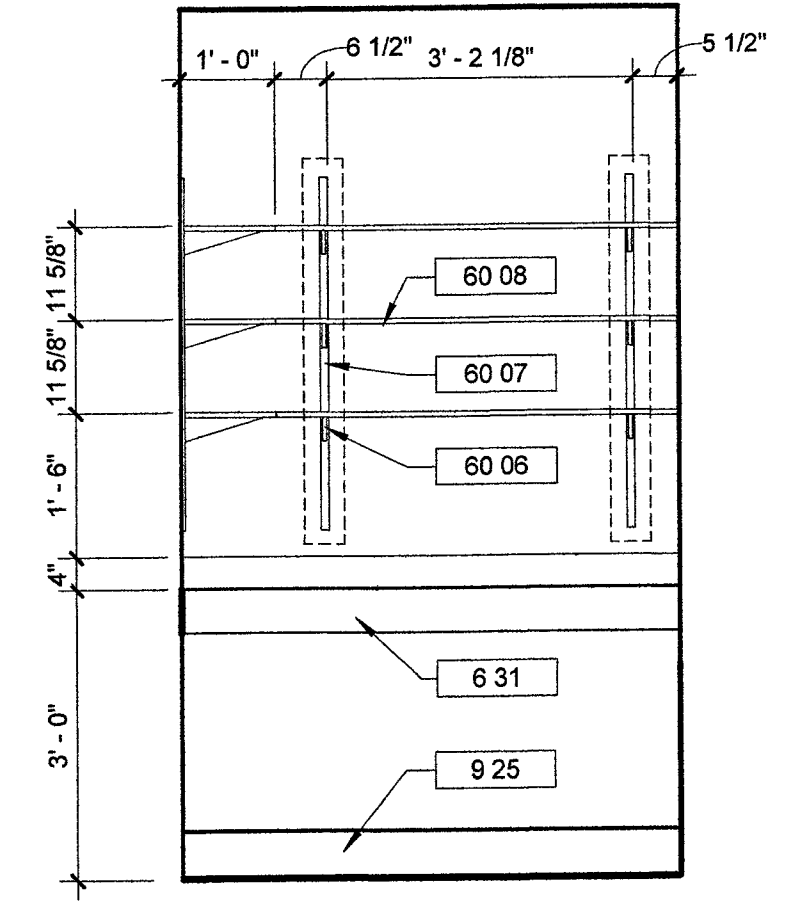
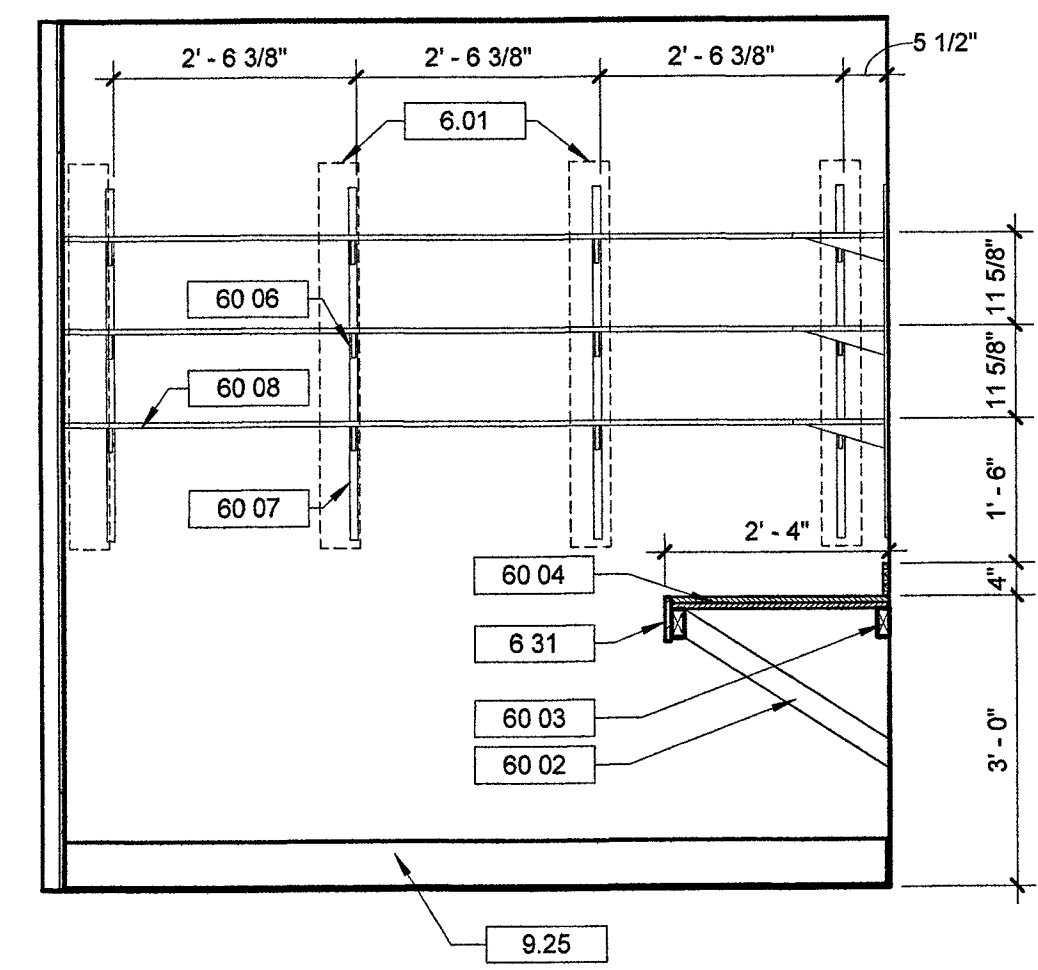
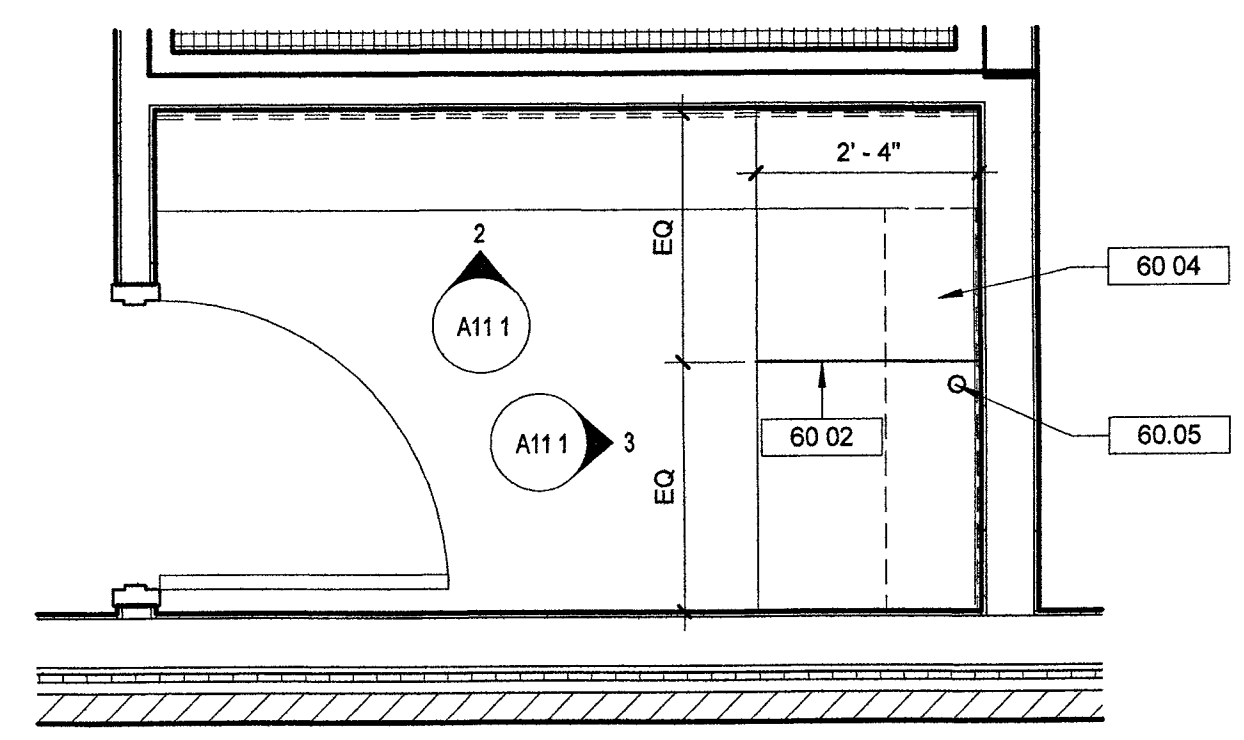


DOOR TYPE



STOREFRONT ELEVATIONS

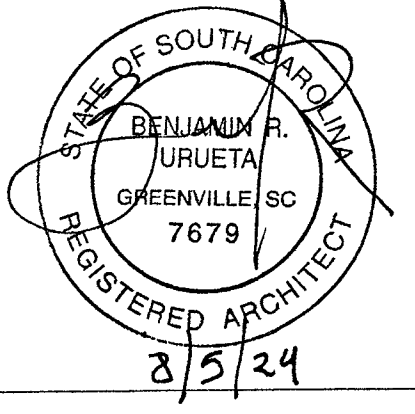

Copyright: These Drawings are the property of DP3 Architects, Ltd., and reuse on any other project without written permission will result in legal action.



DRAWING NOTES

- 5 112 2 1/2" X 2 1/2" TUBE STEEL POST
- 5 113 4 X 4 TUBE STEEL POST.
- 6 01 WOOD BLOCKING AS REQUIRED.
- 6 04 2 X 4 WOOD FRAMING AT 16 INCHES ON CENTER. UNLESS NOTED OTHERWISE
- 6 22 3/4 INCH PLYWOOD
- 6 31 1X6 WOOD TRIM STAIN.
- 6 102 1X2 WOOD TRIM STAIN
- 6 104 1/2" PLYWOOD
- 6 105 1X3 WOOD TRIM STAIN
- 6 106 1X8 WOOD TRIM STAIN.
- 6 107 1X4 WOOD TRIM STAIN.
- 9 03 6 INCH METAL STUD FRAMING SYSTEM.
- 9 10 5/8 INCH GYPSUM WALL BOARD.
- 9 25 SCHEDULED RESILIENT BASE
- 9 108 1X8 CYPRESS BOARD BY DELTA MILLWORKS BURN TO BE "TIGER SMOOTH". FINISH TO BE NAVAJO WHITE
- 9 109 SOLID SURFACE COUNTER TOP AND APRON AS SCHEDULED
- 60 02 2X BRACING AT COUNTER LOCATION CAN BE SHIFTED TO HIT STUD LOCATIONS
- 60 03 2X CONTINUOUS WOOD SUPPORT
- 60 04 (2) 3/4" PLYWOOD DESK TOP AND 4" BACKSPLASH.
- 60 05 2" DIAMETER GROMMET HOLE COORDINATE LOCATION WITH OWNER
- 60 06 ALUMINUM BASKET TYPICAL.
- 60 07 ALUMINUM STANDARDS REFER TO SPECIFICATIONS
- 60 08 3/4" PLYWOOD SHELF STAIN ST-1
- 60 09 1X2 WOOD SUPPORT STAIN ST-1
- 60 10 4X4 WOOD LEGS STAIN BLACK

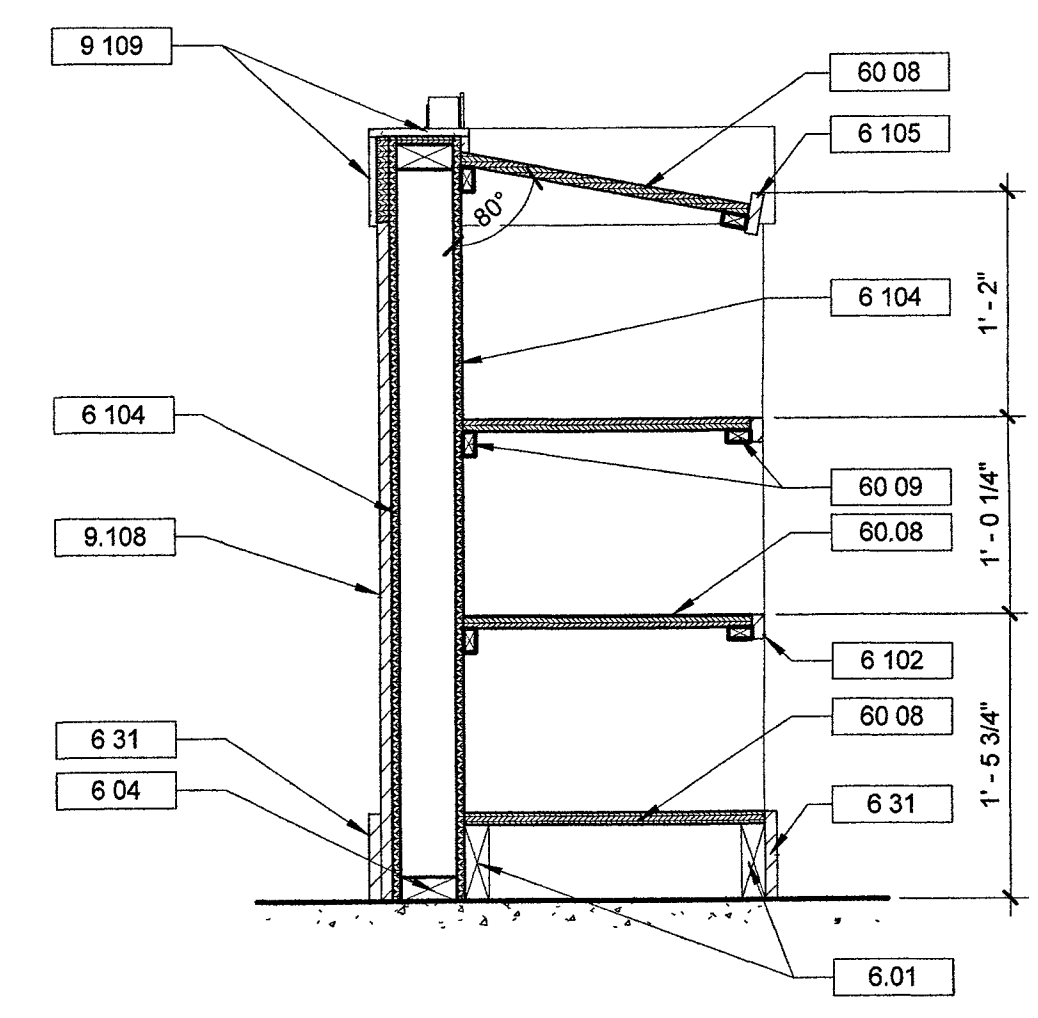
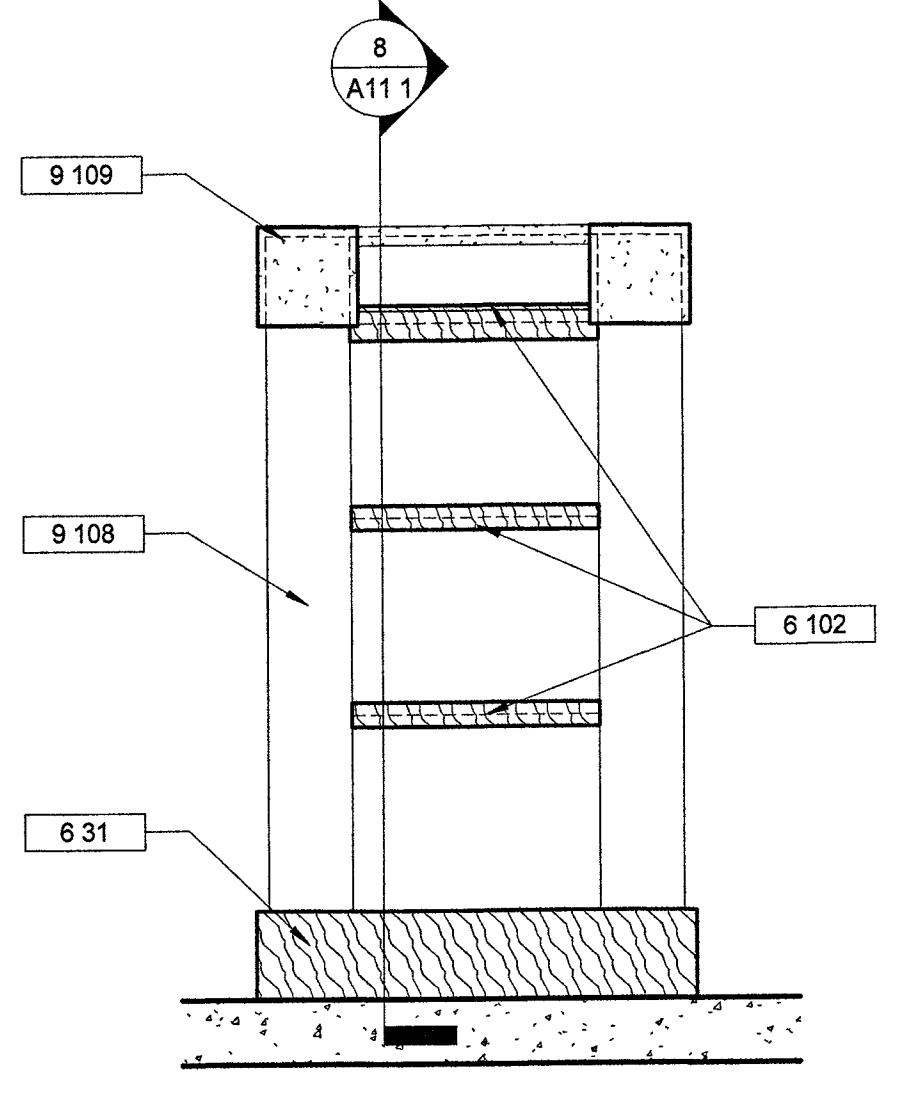
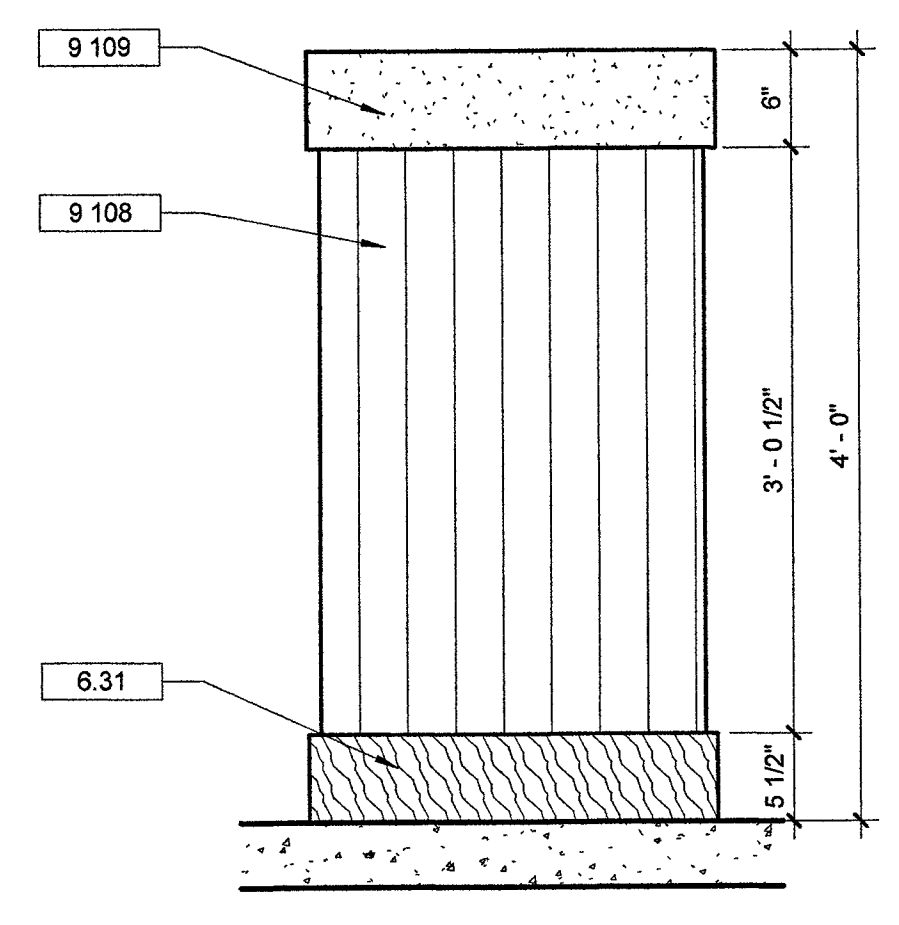
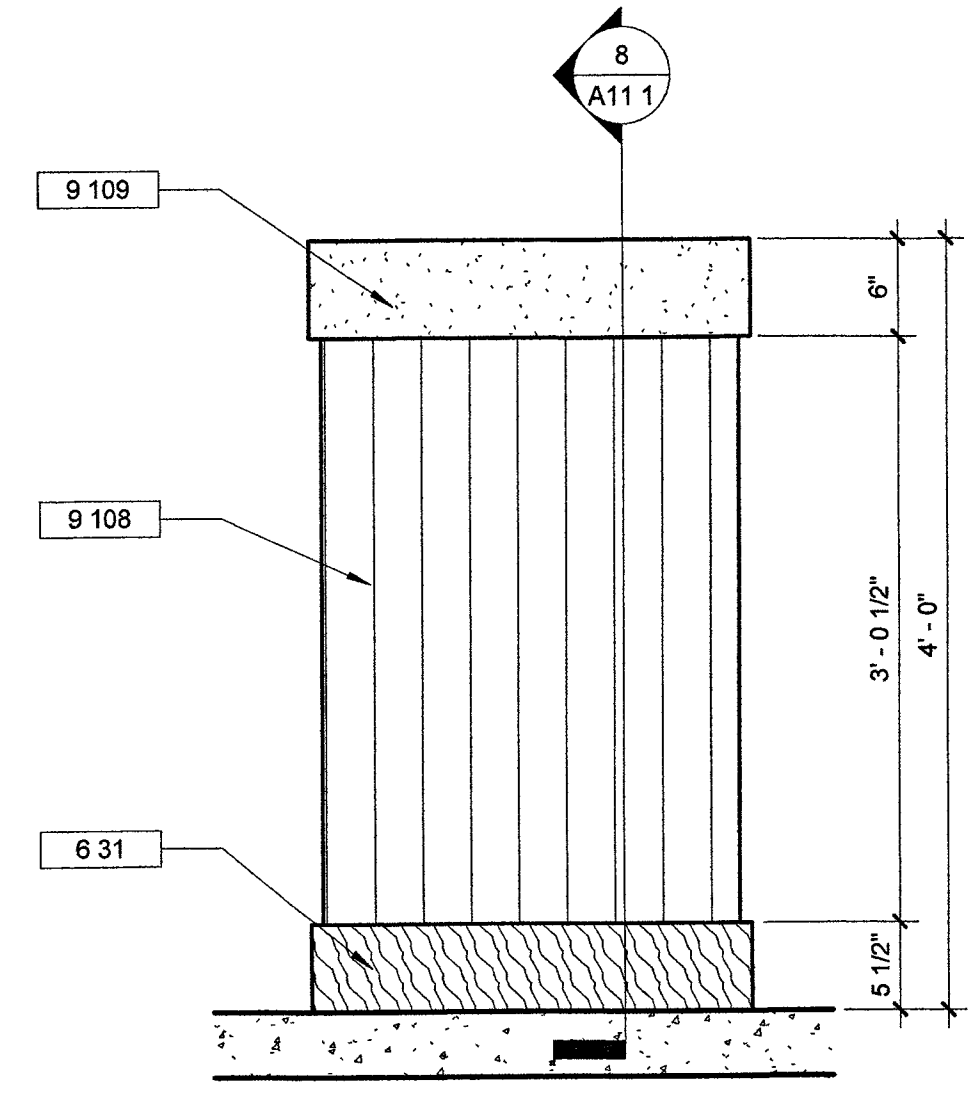
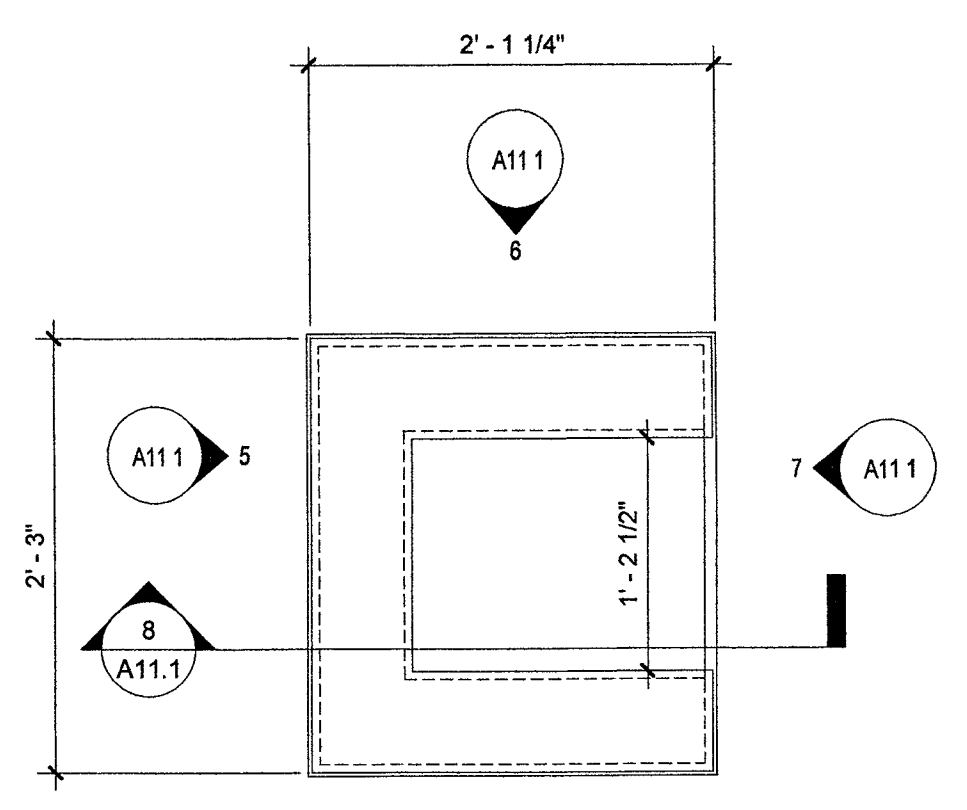
Seal



1 ENLARGED OFFICE PLAN
A11.1 1/2" = 1'-0"

2 OFFICE ELEVATION - EAST
A11.1 1/2" = 1'-0"

3 OFFICE ELEVATION - NORTH
A11.1 1/2" = 1'-0"



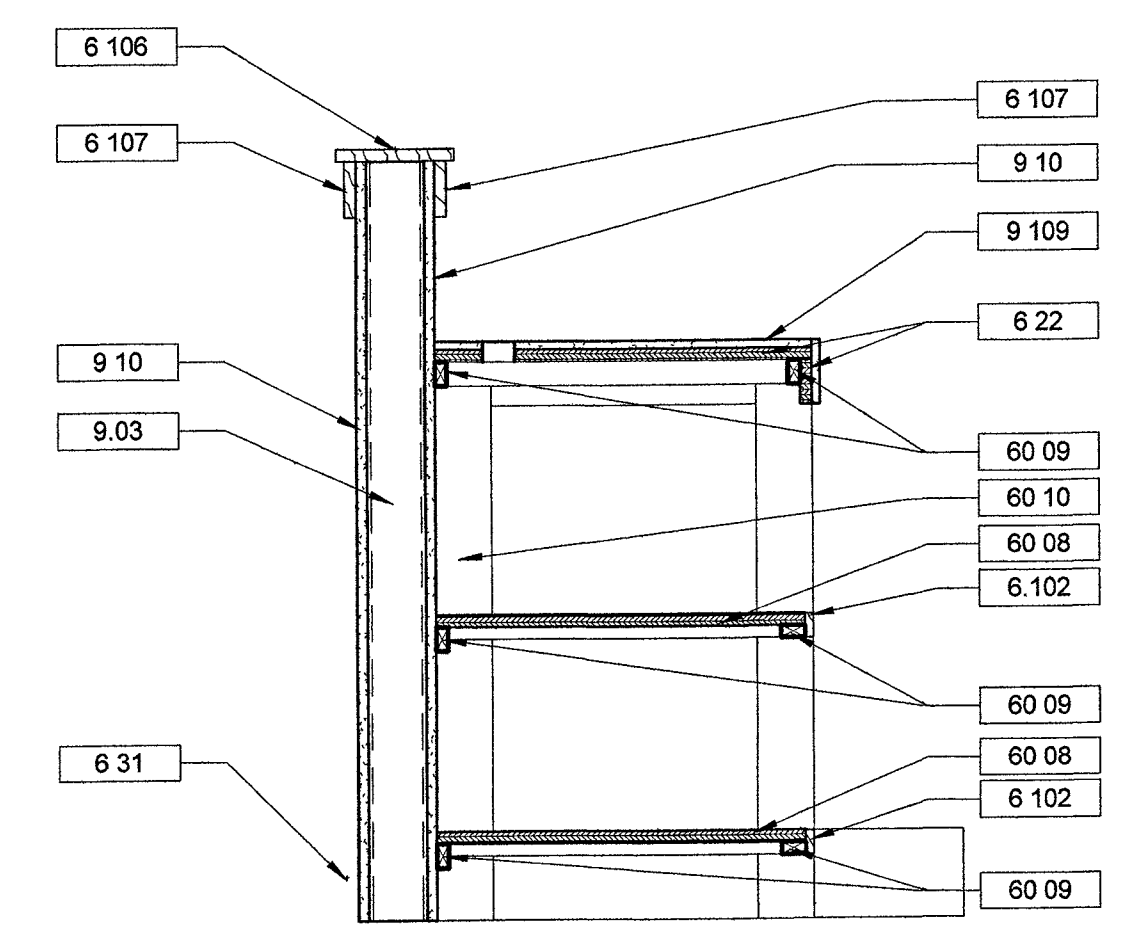
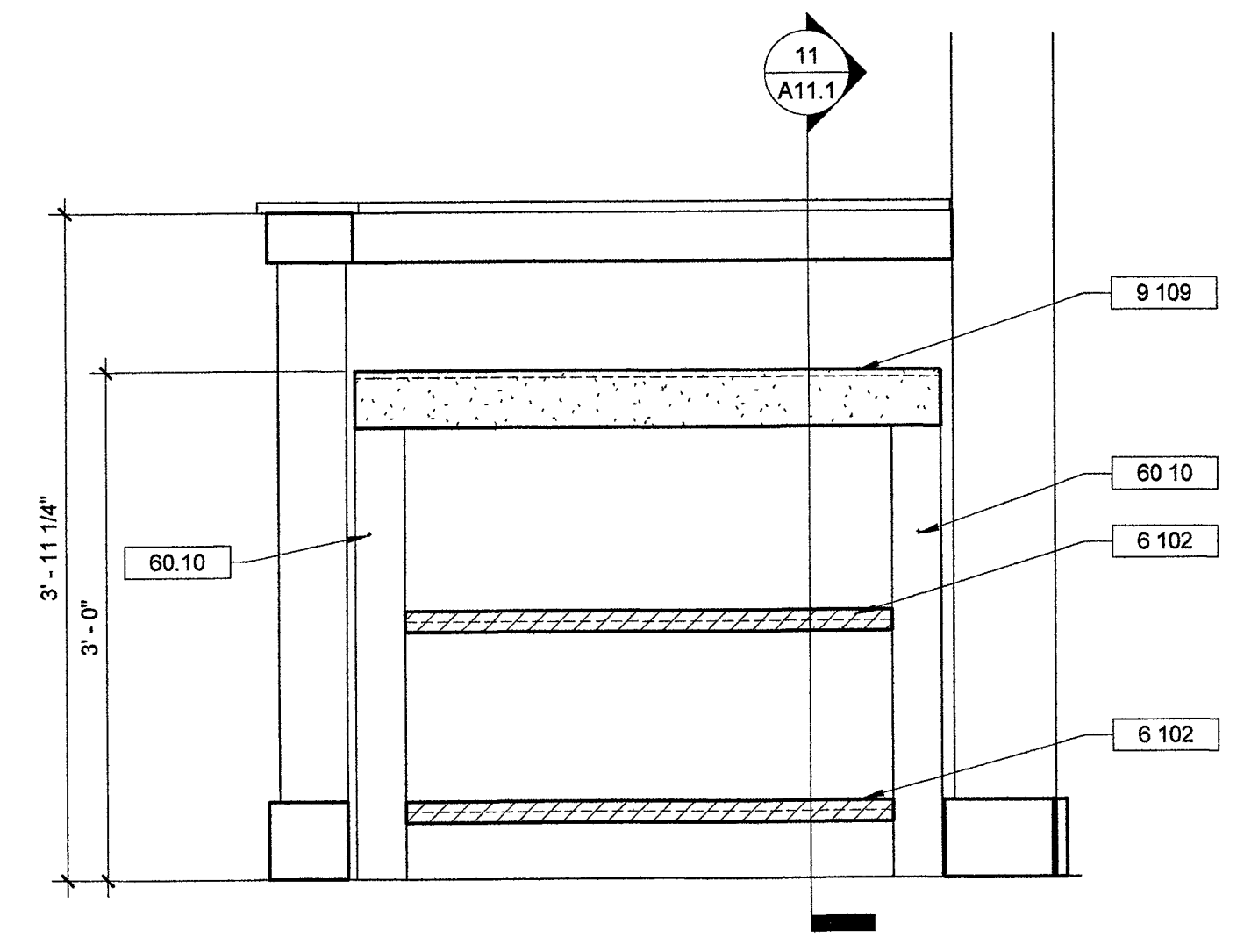
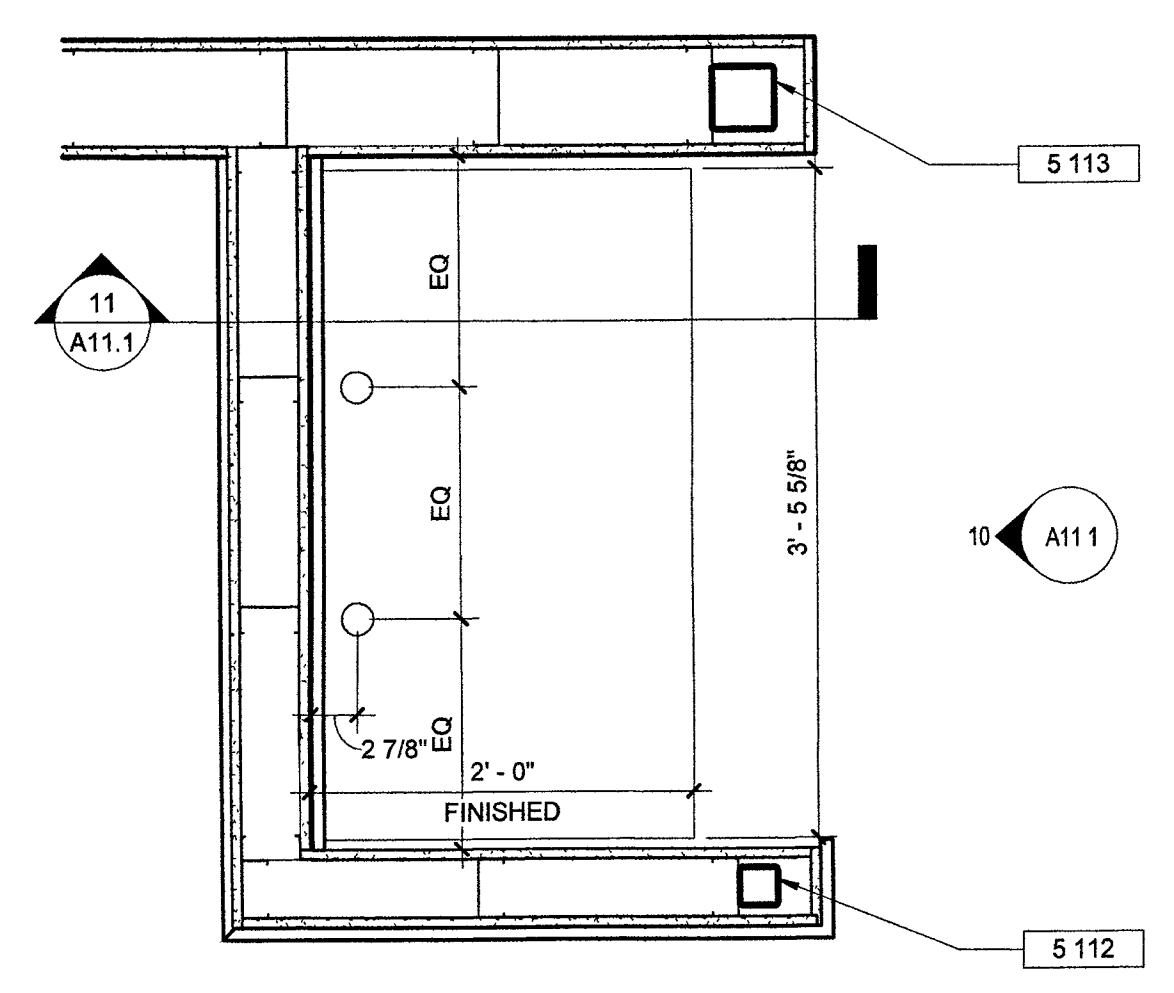
4 ENLARGED HOSTESS STAND PLAN
A11.1 1" = 1'-0"

5 HOSTESS STAND - FRONT
A11.1 1" = 1'-0"

6 HOSTESS STAND - SIDE
A11.1 1" = 1'-0"

7 HOSTESS STAND - REAR ELEVATION
A11.1 1" = 1'-0"

8 HOSTESS STAND SECTION
A11.1 1" = 1'-0"



9 ENLARGED POS PLAN
A11.1 1" = 1'-0"

10 POS STATION ELEVATION
A11.1 1" = 1'-0"

11 POS STATION SECTION
A11.1 1" = 1'-0"

DP3 ARCHITECTS

DP3 Architects, Ltd.
15 South Main Street, Suite 400
Greenville, SC 29601
864.232.8200
www.DP3architects.com

Project

MARIACHIS RESTAURANT LANCASTER, SC

Project Number 23213
Drawn By ALT
Checked By KMW
Date 05 AUG. 24

Revisions

Drawing

MILLWORK ELEVATIONS, PLANS AND DETAILS

A11.1

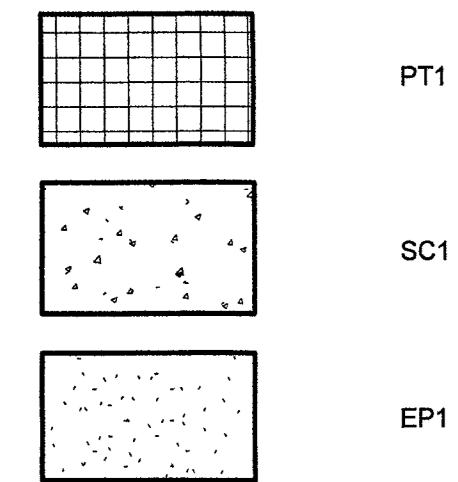
A12.1 GENERAL NOTES

- A. GENERAL CONTRACTOR TO FIELD VERIFY ALL DIMENSIONS AND REPORT DISCREPANCIES IMMEDIATELY TO THE ARCHITECT.
- B. DIMENSIONS ARE TO EDGE OF SLAB AND FACE OF MASONRY UNLESS NOTED OTHERWISE.
- C. THE CONTRACTOR SHALL COORDINATE ALL UNDERGROUND PIPING, MECHANICAL AND ELECTRICAL WORK.

| ROOM NUMBER | ROOM NAME | ROOM FINISH SCHEDULE | | | | | | | | | | COMMENTS |
|-------------|---------------|----------------------|----------|--------|----------------|----------------|----------------|----------------|----------------|----------------|----------------|----------|
| | | FLOOR | | WALLS | | | | CEILING | | MATERIAL | FINISH | |
| | | FINISH | MATERIAL | FINISH | NORTH | SOUTH | EAST | WEST | FINISH | | | |
| 100 | VESTIBULE | SC1 | WD | ST1 | P1 | P1 | P1 | P1 | P1 | EXP | P3 | |
| 101 | WAITING | SC1 | WD | ST1 | P1 | P1 | P1 | P1 | P1 | EXP | P3 | |
| 102 | DINING ROOM | SC1 | WD | ST1 | P1/P2 | P1 | TB1 | P1 | P1 | EXP./WD | P3/ST1 | |
| 103 | BAR | PT1/EP1 | PT1/RB1 | - | TB1 | - | WC1 | P1 | P1 | EXP | P3 | |
| 104 | DINING ROOM 2 | SC1 | WD | ST1 | P1 | P1 | P1 | P1 | P1 | EXP | P3 | |
| 105 | KITCHEN | EP1 | RB1 | - | FRP1 | FRP1 | FRP1 | FRP1 | FRP1 | ACT | ACT1 | |
| 106 | DISHWASH | EP1 | RB1 | - | FRP1 | FRP1 | FRP1 | FRP1 | FRP1 | ACT | ACT1 | |
| 107 | DRY STORAGE | EP1 | RB1 | - | FRP1 | FRP1 | FRP1 | FRP1 | FRP1 | ACT | ACT1 | |
| 108 | OFFICE | EP1 | RB1 | - | FRP1 | FRP1 | FRP1 | FRP1 | FRP1 | ACT | ACT1 | |
| 109 | COOLER | EP1 | - | - | ALUM BY MANUF. | ALUM BY MANUF. | ALUM BY MANUF. | ALUM BY MANUF. | ALUM BY MANUF. | ALUM BY MANUF. | ALUM BY MANUF. | 1 |
| 110 | FREEZER | EP1 | - | - | ALUM BY MANUF. | ALUM BY MANUF. | ALUM BY MANUF. | ALUM BY MANUF. | ALUM BY MANUF. | ALUM BY MANUF. | ALUM BY MANUF. | 1 |
| 111 | MECHANICAL | SC1 | RB1 | - | P1 | P1 | P1 | P1 | P1 | EXP | P3 | |
| 112 | STORAGE | SC1 | RB1 | - | P1 | P1 | P1 | P1 | P1 | EXP | P3 | |
| 113 | SERVICE AREA | SC1 | WB1 | - | P1 | P1 | P1 | P1 | P1 | ACT | ACT1 | |
| 114 | CORRIDOR | SC1 | WD | ST1 | WC1 | P2 | TB1 | - | - | ACT | ACT1 | |
| 115 | WC | SC1 | WD | ST1 | PT2 | P1 | P1 | P1 | P1 | MRGWB | | |
| 116 | WC | SC1 | WD | ST1 | PT2 | P1 | P1 | P1 | P1 | MRGWB | | |
| 117 | WC | SC1 | WD | ST1 | PT2 | P1 | P1 | P1 | P1 | MRGWB | | |
| 118 | WC | SC1 | WD | ST1 | PT2 | P1 | P1 | P1 | P1 | MRGWB | | |

COMMENTS
1 WALL MATERIAL AND FINISH BY FREEZER/COOLER MANUFACTURER

FINISH LEGEND





INTERIOR FINISH LEGEND

- ACOUSTICAL CEILING TILE
ACT1 MFTG ARMSTRONG COLLECTION SMOOTH LOOK MODEL YUMA WHITE SIZE 24" X 48" X 5/8" COLOR WHITE SUSPENSION SYSTEM 15/16" PRELUDE LOCATION: KITCHEN, OFFICE
- EPOXY
EP1 CONCRETE WITH EPOXY TOP
- EXISTING TO REMAIN
ETR EXISTING TO REMAIN
- PAINT
P1 MFTG SHERWIN WILLIAMS COLOR FUTON SW7101 FINISH EG-SHELL LOCATION FIELD
P2 MFTG SHERWIN WILLIAMS COLOR THRESHOLD TAUPE SW7501 FINISH EG-SHELL LOCATION ACCENT
P3 MFTG SHERWIN WILLIAMS COLOR DOMINO SW6989 FINISH FLAT LOCATION UNDERSIDE OF ROOF DECK/EXPOSED STRUCTURE
- PORCELAIN TILE
PT1 MFTG TILEBAR STYLE TAU SIZE 9" X 9" COLOR BLACK FINISH MATTE INSTALLATION: VERTICAL MONOLITHIC LOCATION BAR GROUT: MAPEI FLEXCOLOR CQ GROUT COLOR: TBD
PT2 MFTG GARDEN STATE TILE STYLE DASH SIZE 3 1/2" X 14 1/2" COLOR EVERGREEN FINISH MATTE INSTALLATION: VERTICAL MONOLITHIC LOCATION RESTROOMS GROUT: MAPEI FLEXCOLOR CQ GROUT COLOR: TBD
PT3 MFTG CROSSVILLE STUDIOS STYLE FORM SIZE 8" X 8" COLOR SAND BAROQUE DECO FINISH MATTE INSTALLATION: QUARTER TURN LOCATION EXTERIOR GROUT: TBD GROUT COLOR: TBD CONTACT: AMANDA MERANTO 864.553.6862

INTERIOR FINISH LEGEND

- QUARRY TILE
QT1 MFTG DALTILE COLOR: RED BLAZE FINISH ABRASIVE SIZE 6" X 6" LOCATION: KITCHEN NOTE: CUT INTO 6" STRIPS WHEN USED AS TILE BASE
- QUARTZ SURFACE
QS1 MFTG CORIAN QUARTZ PATTERN NIGHT SOAPSTONE FINISH MATTE SIZE: 2CM THICK LOCATION: BAR TOP
- RUBBER BASE
RB1 MFTG TARKETT COLLECTION: TRADITIONAL VINYL 1/8" STYLE: TRADITIONAL VINYL HEIGHT: 4" COLOR NOTE 1: ALL CORNERS TO BE MITERED NOTE 2: ALL BASE TO FIT TIGHT TO FLOOR AND WALL
- SEALED CONCRETE
SC1 SEAL CONCRETE WITH MATTE SEALER
- THIN BRICK
TB1 MFTG BRICK IT COLLECTION: WALL THIN BRICK COLOR: ABBEY BROWN
- TRANSITION STRIP
TS1 MFTG JOHNSONITE PROFILE 1/2" MATERIAL TO SUBFLOOR FINISH BLACK LOCATION: TO BE USED WHEN TRANSITIONING FROM PORCELAIN TILE TO SEALED CONCRETE
- WALLCOVERING
WC1 MFTG. LEVEL DESIGN L14-0301 PATTERN: CACTUS COLOR: FLAME LOCATION: SEE FINISH PLANS & ELEVATIONS
- WOOD STAIN
WS1 MFTG MINWAX COLOR: MW1208 MESQUITE LOCATION: BEAMS ABOVE BAR

Seal



DP3
ARCHITECTS

DP3 Architects, Ltd.
15 South Main Street, Suite 400
Greenville, SC 29601
864.232.8200
www.DP3architects.com

Project

MARIACHIS
RESTAURANT
LANCASTER, SC

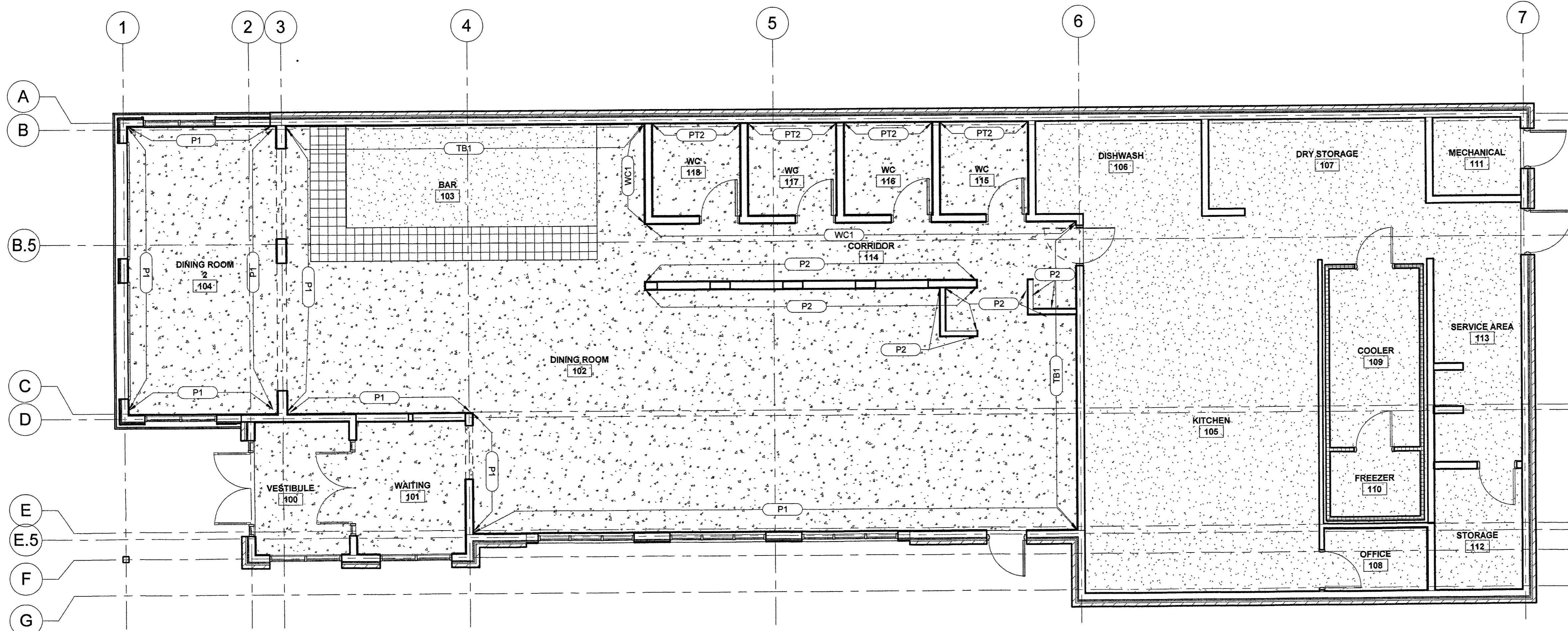
Project Number 23213
Drawn By MO
Checked By KMW
Date 05 AUG. 24

Revisions

Drawing
FLOOR FINISH PLAN

A12.1

Copyright - These Drawings are the property of DP3 Architects, Ltd., and reuse on any other project without written permission will result in legal action.





1 FLOOR FINISH PLAN
A12.1 3/16" = 1'-0"

DRAWING NOTES

- 5 105 CUSTOM ALUMINUM SCREEN SYSTEM. REFER TO A6 2 FOR DETAILS.
- 10 21 HOSTESS STAND.
- 10 23 POS STATION. REFER TO ELECTRICAL DRAWINGS
- 10 24 HIGH CHAIRS STORAGE.

| FURNITURE SCHEDULE | | | | | | | | | |
|--------------------|-----------------------------|-------|------------|-------|------------------|----------------------------------|------------------------|---|-------|
| Keynote Number | Description | Count | Size | Seats | Seating Capacity | Manufacturer | Model | Finish | Notes |
| B1 | FREESTANDING TABLE BASE | 14 | | 0 | 0 | Shelby Williams Industries, Inc | CHZXB57 | MATTE BLACK | |
| B2 | BOOTH TABLE BASE | 14 | | 0 | 0 | Shelby Williams Industries, Inc. | CHZXB57 | MATTE BLACK | |
| C1 | CHAIR | 36 | | 1 | 44 | DeMejico | Silla de Campo | MINWAX PINE RIDGE MW1210 | |
| C2 | HIGH CHAIR | 16 | | 1 | 44 | DeMejico | Escalera | MINWAX PINE RIDGE MW1210 | |
| C3 | BAR STOOL | 12 | | 1 | 44 | DeMejico | Playa Counter Stool | MINWAX PINE RIDGE MW1210 | |
| C4 | BANQUETTE SEATING | 1 | 23' V I F. | 1 | 8 | TBD | | | |
| C5 | BOOTH SEATING | 26 | | 1 | 94 | TBD | | | |
| C6 | BENCH | 1 | | 1 | 6 | DeMejico | Spanish Colonial Bench | | |
| T1 | BOOTH TABLE TOP | 14 | 28" x 48" | 0 | 0 | Shelby Williams Industries, Inc. | WED, Laminate Insert | EDGE-DARK WALNUT WBF128, TOP-BLACKSTAR GRANITE 4551 | |
| T2 | FREESTANDING TABLE TOP | 10 | 36" x 36" | 0 | 0 | Shelby Williams Industries, Inc. | WED, Laminate Insert | EDGE-DARK WALNUT WBF128, TOP-BLACKSTAR GRANITE 4551 | |
| T3 | HIGH FREESTANDING TABLE TOP | 4 | 28" x 48" | 0 | 0 | Shelby Williams Industries, Inc | WED, Laminate Insert | EDGE-DARK WALNUT WBF128, TOP-BLACKSTAR GRANITE 4551 | |

Seal



DP3
ARCHITECTS

DP3 Architects, Ltd
15 South Main Street, Suite 400
Greenville, SC 29601
864 232 8200
www.DP3architects.com

Project

**MARIACHIS RESTAURANT
LANCASTER, SC**

Project Number 23213
Drawn By MO
Checked By KMW
Date 05 AUG. 24

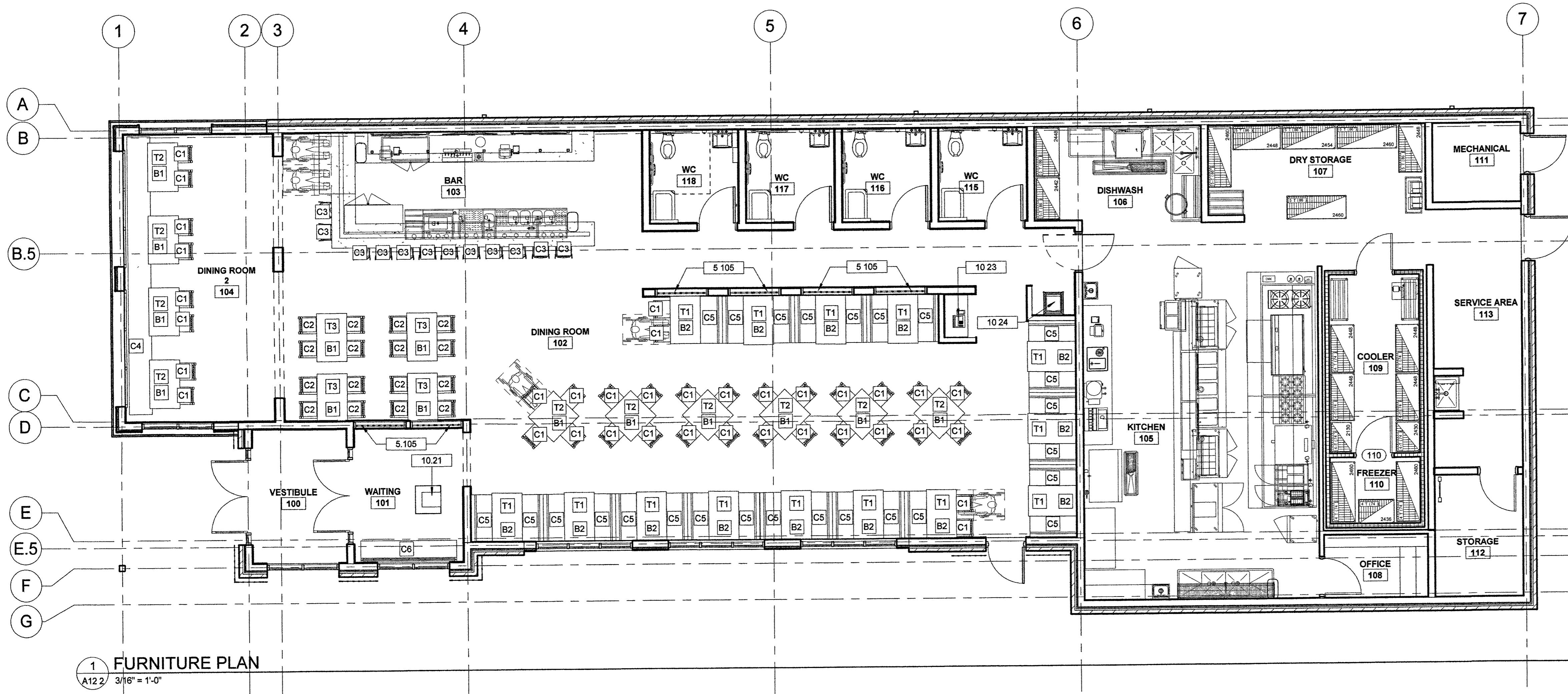
Revisions

Drawing

FURNITURE AND EQUIPMENT PLAN

A12.2

Copyright : These Drawings are the property of DP3 Architects, Ltd., and reuse on any other project without written permission will result in legal action.



1 FURNITURE PLAN
A12.2 3/16" = 1'-0"